



Race Results

Tasmanian Turf Club, Launceston, November 12, 2014

Compilation date: November 13, 2014, 4:13:51 PM (EST)

Copyright © 2014 Tasracing Pty Ltd. All rights reserved.

Trademarks.

StrideMASTER is a registered trademark of Thoroughbred Ratings Pty Ltd.

Disclaimer.

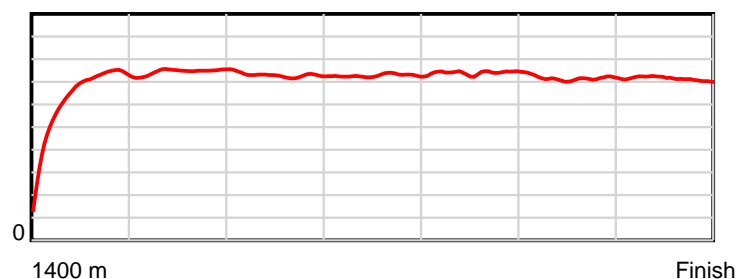
Tasracing Pty Ltd and Thoroughbred Ratings Pty Ltd accepts no responsibility for the completeness or accuracy of any of the information contained herein, and makes no representations about its suitability for any particular purpose. Users should make their own judgements about those matters and/or seek independent advice. You assume all risks associated with use of the data provided on this page.

Race Results

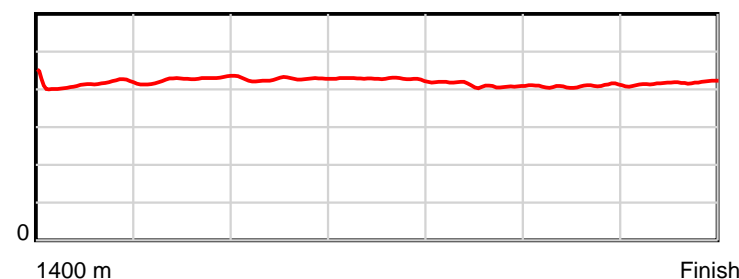
November 12, 2014, Race 3, CL1, Distance 1400m, Mowbray - Offset 4m

Result	TAB no.	Horse (Barrier)	1400 to	1200m to	1000m to	800m to	600m to	400m to	200m to	Total or	Margin
1st	2	Sir Joey (10)	1200m	1000m	800m	600m	400m	200m	WP	Average	
		Position in running (margin)	-	1(0.0)	1(0.0)	1(0.0)	1(0.0)	1(0.0)	1(0.0)		0.00
		Sectional time (s)	14.71	11.52	11.96	11.89	11.20	11.59	11.85		
		Cumulative time (s)	84.73	70.02	58.50	46.53	34.64	23.44	11.85	1:24.73	
		Speed (m/s)	13.60	17.36	16.72	16.82	17.86	17.26	16.88	16.52	
		Stride length (m)	5.70	7.43	7.13	7.18	7.32	7.04	7.05	6.93	
		Stride duration (s)	0.419	0.428	0.427	0.427	0.410	0.408	0.417	0.419	
		Stride efficiency (%)	50.75	86.25	79.49	80.60	83.70	77.53	77.56	75.05	
		Stride count	35.09	26.92	28.04	27.85	27.33	28.39	28.39	202.01	

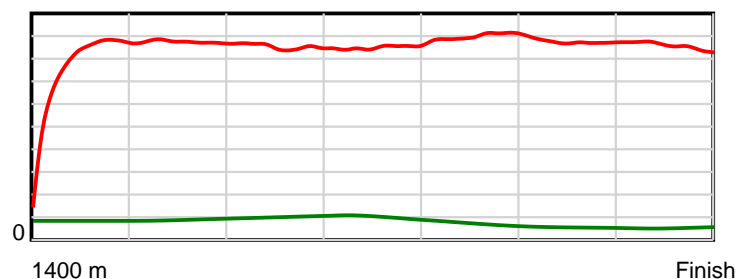
10 m Stride length



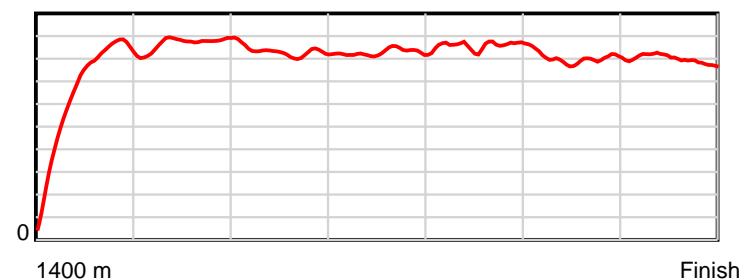
0.6 s Stride duration



20 m/sec Speed



100 % Stride efficiency



Note: Horizontal distance axis grid lines are 200m furlongs.

Disclaimer.

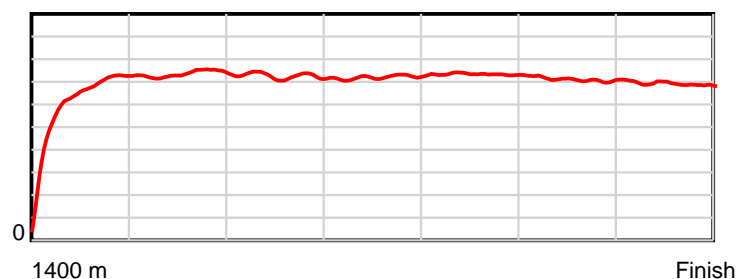
Tasracing Pty Ltd and Thoroughbred Ratings Pty Ltd accepts no responsibility for the completeness or accuracy of any of the information contained herein, and makes no representations about its suitability for any particular purpose. Users should make their own judgements about those matters and/or seek independent advice. You assume all risks associated with use of the data provided on this page.

Race Results

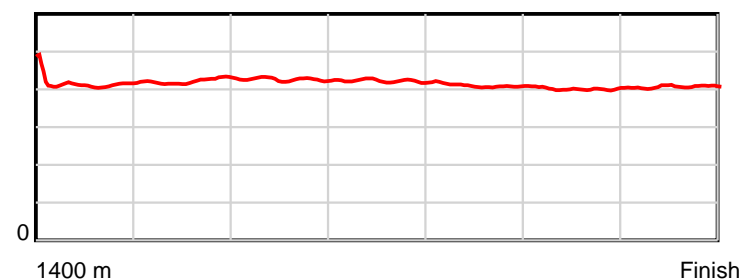
November 12, 2014, Race 3, CL1, Distance 1400m, Mowbray - Offset 4m

Result	TAB no.	Horse (Barrier)	1400 to	1200m to	1000m to	800m to	600m to	400m to	200m to	Total or	Margin
2nd	3	Geegee's Clang (3)	1200m	1000m	800m	600m	400m	200m	WP	Average	
		Position in running (margin)	-	2(0.6)	2(1.0)	2(0.1)	4(1.1)	3(1.4)	2(1.1)		1.00
		Sectional time (s)	14.80	11.59	11.81	12.06	11.26	11.54	11.85		
		Cumulative time (s)	84.91	70.11	58.51	46.71	34.64	23.39	11.85	1:24.90	
		Speed (m/s)	13.51	17.26	16.93	16.58	17.76	17.33	16.88	16.49	
		Stride length (m)	5.59	7.27	7.22	7.00	7.26	6.94	6.86	6.83	
		Stride duration (s)	0.412	0.421	0.426	0.422	0.408	0.400	0.406	0.414	
		Stride efficiency (%)	48.76	82.62	81.45	76.58	82.31	75.28	73.56	72.80	
		Stride count	35.80	27.51	27.70	28.57	27.56	28.82	29.15	205.11	

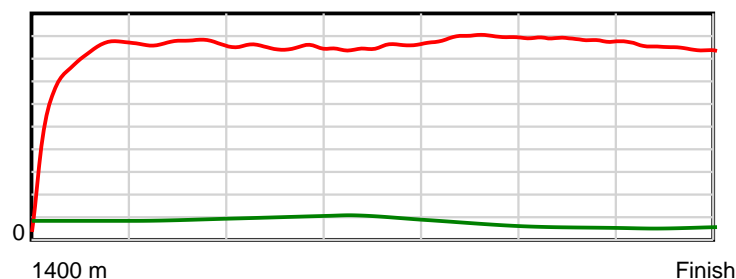
10 m Stride length



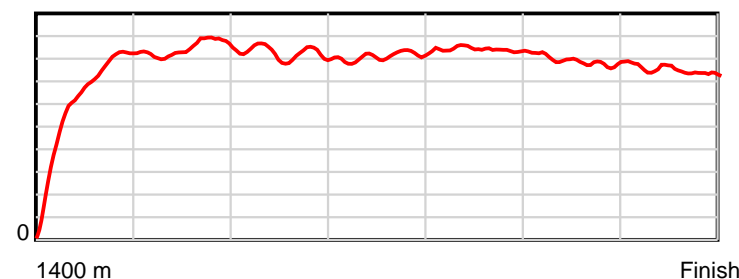
0.6 s Stride duration



20 m/sec Speed



100 % Stride efficiency



Note: Horizontal distance axis grid lines are 200m furlongs.

Disclaimer.

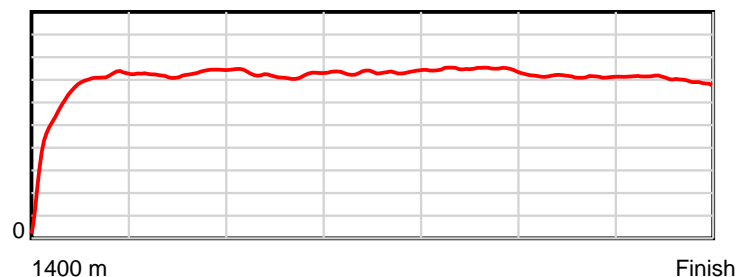
Tasracing Pty Ltd and Thoroughbred Ratings Pty Ltd accepts no responsibility for the completeness or accuracy of any of the information contained herein, and makes no representations about its suitability for any particular purpose. Users should make their own judgements about those matters and/or seek independent advice. You assume all risks associated with use of the data provided on this page.

Race Results

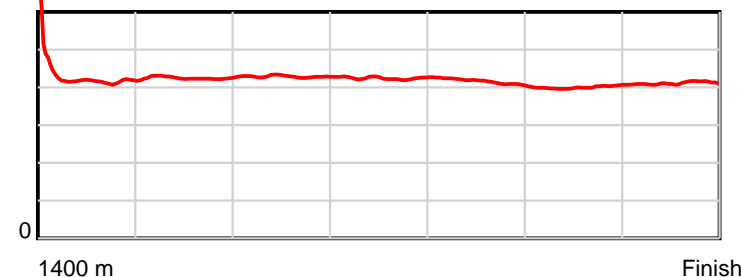
November 12, 2014, Race 3, CL1, Distance 1400m, Mowbray - Offset 4m

Result	TAB no.	Horse (Barrier)	1400 to	1200m to	1000m to	800m to	600m to	400m to	200m to	Total or	Margin
3rd	6	Geegee Pretty ... (6)	1200m	1000m	800m	600m	400m	200m	WP	Average	
		Position in running (margin)	-	6(3.0)	7(3.5)	5(3.3)	6(2.7)	7(2.5)	5(2.3)		1.80
		Sectional time (s)	15.27	11.62	11.92	11.79	11.18	11.56	11.73		
		Cumulative time (s)	85.06	69.79	58.17	46.26	34.46	23.29	11.73	1:25.06	
		Speed (m/s)	13.10	17.21	16.78	16.96	17.89	17.30	17.05	16.46	
		Stride length (m)	5.76	7.32	7.19	7.20	7.40	6.92	6.99	6.93	
		Stride duration (s)	0.427	0.425	0.429	0.425	0.414	0.400	0.410	0.421	
		Stride efficiency (%)	51.79	83.72	80.87	81.03	85.65	74.91	76.25	74.94	
		Stride count	34.74	27.32	27.80	27.77	27.01	28.89	28.63	202.16	

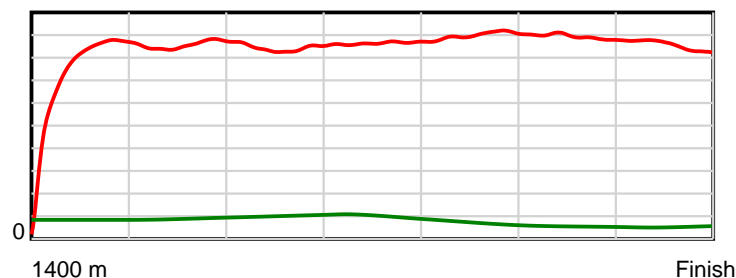
10 m Stride length



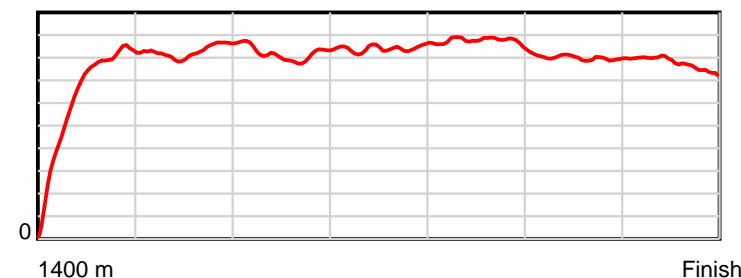
0.6 s Stride duration



20 m/sec Speed



100 % Stride efficiency



Note: Horizontal distance axis grid lines are 200m furlongs.

Disclaimer.

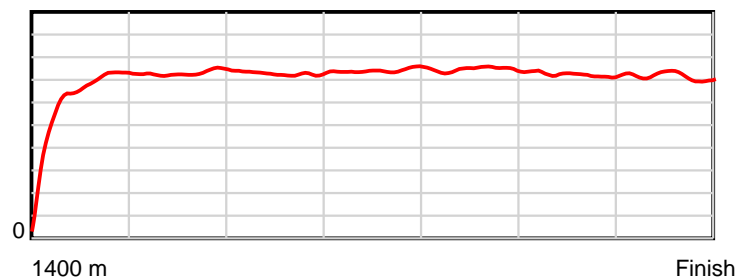
Tasracing Pty Ltd and Thoroughbred Ratings Pty Ltd accepts no responsibility for the completeness or accuracy of any of the information contained herein, and makes no representations about its suitability for any particular purpose. Users should make their own judgements about those matters and/or seek independent advice. You assume all risks associated with use of the data provided on this page.

Race Results

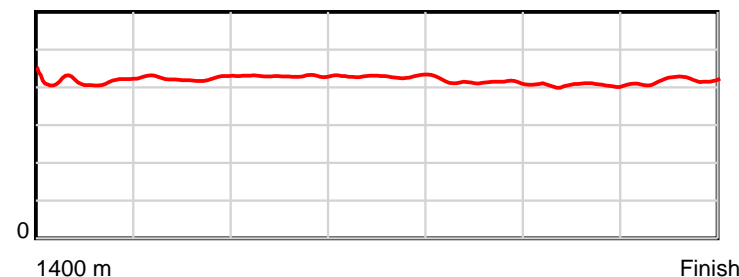
November 12, 2014, Race 3, CL1, Distance 1400m, Mowbray - Offset 4m

Result	TAB no.	Horse (Barrier)	1400 to	1200m to	1000m to	800m to	600m to	400m to	200m to	Total or	Margin
4th	4	Shiralee (2)	1200m	1000m	800m	600m	400m	200m	WP	Average	
		Position in running (margin)	-	5(2.8)	5(3.5)	6(3.3)	5(2.3)	8(2.5)	6(2.4)		1.90
		Sectional time (s)	15.14	11.63	11.94	11.72	11.24	11.56	11.85		
		Cumulative time (s)	85.08	69.94	58.31	46.37	34.65	23.41	11.85	1:25.08	
		Speed (m/s)	13.21	17.20	16.75	17.06	17.79	17.30	16.88	16.46	
		Stride length (m)	5.47	7.29	7.21	7.32	7.36	7.02	7.06	6.89	
		Stride duration (s)	0.413	0.424	0.430	0.429	0.413	0.406	0.418	0.419	
		Stride efficiency (%)	46.74	83.03	81.24	83.79	84.62	76.95	77.94	74.28	
		Stride count	36.57	27.44	27.74	27.31	27.18	28.50	28.32	203.06	

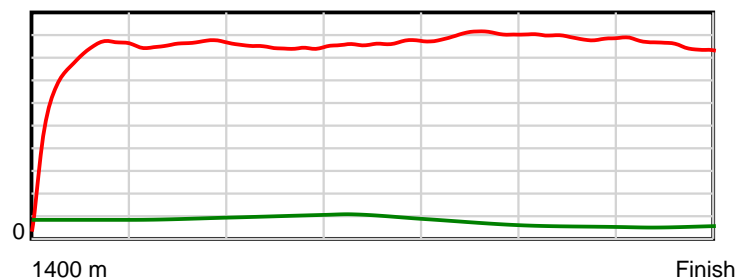
10 m Stride length



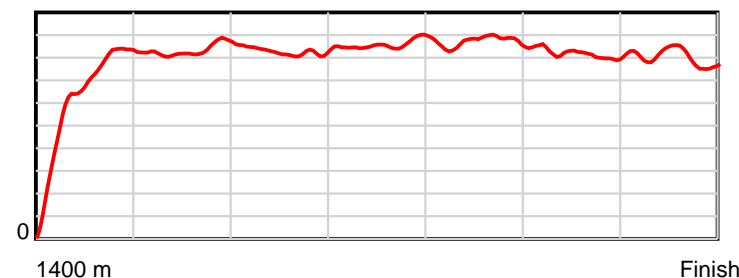
0.6 s Stride duration



20 m/sec Speed



100 % Stride efficiency



Note: Horizontal distance axis grid lines are 200m furlongs.

Disclaimer.

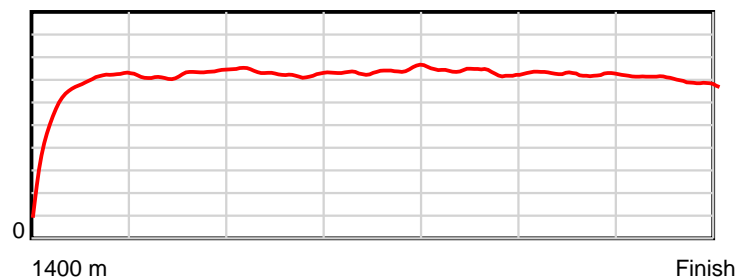
Tasracing Pty Ltd and Thoroughbred Ratings Pty Ltd accepts no responsibility for the completeness or accuracy of any of the information contained herein, and makes no representations about its suitability for any particular purpose. Users should make their own judgements about those matters and/or seek independent advice. You assume all risks associated with use of the data provided on this page.

Race Results

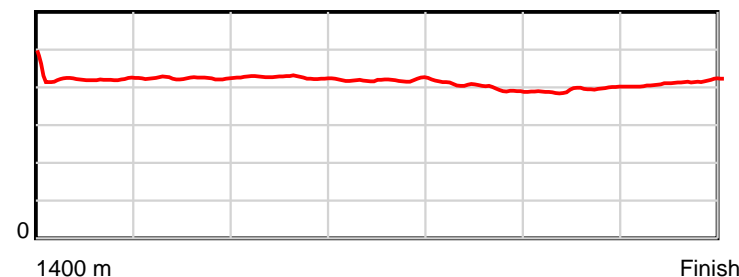
November 12, 2014, Race 3, CL1, Distance 1400m, Mowbray - Offset 4m

Result	TAB no.	Horse (Barrier)	1400 to	1200m to	1000m to	800m to	600m to	400m to	200m to	Total or	Margin
5th	1	Mensa Magic (8)	1200m	1000m	800m	600m	400m	200m	WP	Average	
		Position in running (margin)	-	7(3.5)	8(4.7)	7(4.3)	8(3.5)	6(2.4)	3(1.2)		3.40
		Sectional time (s)	15.50	11.72	11.89	11.77	11.03	11.38	12.07		
		Cumulative time (s)	85.35	69.85	58.14	46.25	34.48	23.46	12.07	1:25.34	
		Speed (m/s)	12.90	17.06	16.82	16.99	18.13	17.57	16.57	16.40	
		Stride length (m)	5.67	7.23	7.18	7.12	7.24	6.93	6.86	6.84	
		Stride duration (s)	0.425	0.424	0.427	0.419	0.399	0.395	0.414	0.417	
		Stride efficiency (%)	50.28	81.78	80.56	79.12	81.81	75.10	73.47	73.21	
		Stride count	35.26	27.65	27.86	28.11	27.64	28.85	29.17	204.54	

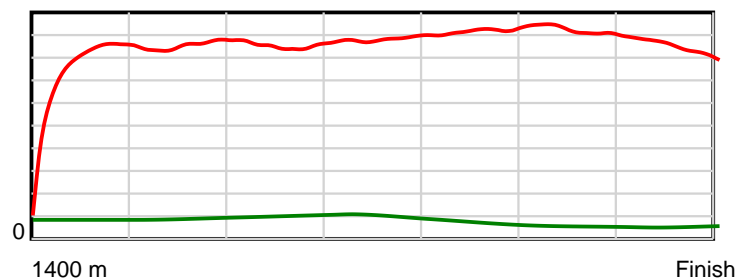
10 m Stride length



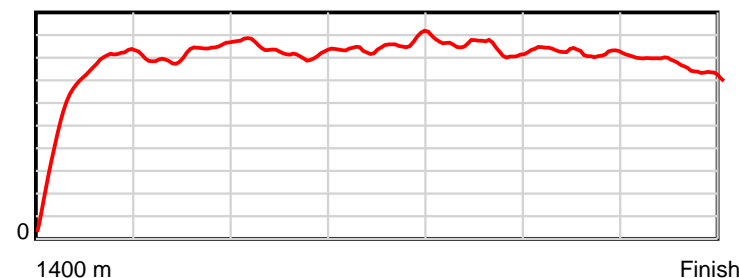
0.6 s Stride duration



20 m/sec Speed



100 % Stride efficiency



Note: Horizontal distance axis grid lines are 200m furlongs.

Disclaimer.

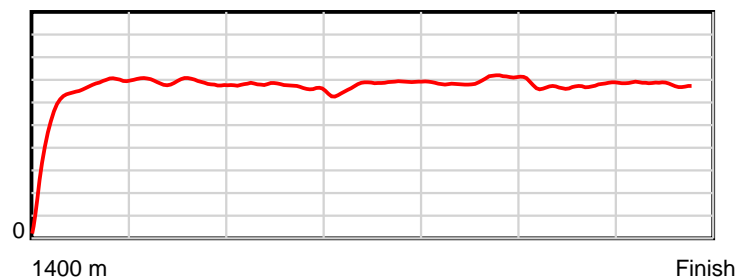
Tasracing Pty Ltd and Thoroughbred Ratings Pty Ltd accepts no responsibility for the completeness or accuracy of any of the information contained herein, and makes no representations about its suitability for any particular purpose. Users should make their own judgements about those matters and/or seek independent advice. You assume all risks associated with use of the data provided on this page.

Race Results

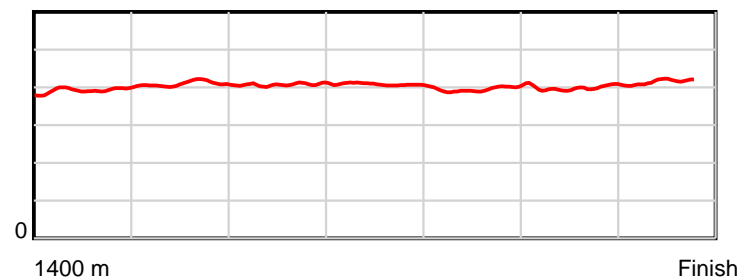
November 12, 2014, Race 3, CL1, Distance 1400m, Mowbray - Offset 4m

Result	TAB no.	Horse (Barrier)	1400 to	1200m to	1000m to	800m to	600m to	400m to	200m to	Total or	Margin
6th	8	Vision Touch (5)	1200m	1000m	800m	600m	400m	200m	WP	Average	
		Position in running (margin)	-	3(1.8)	4(1.6)	4(2.1)	3(1.1)	2(0.4)	4(2.2)		4.70
		Sectional time (s)	15.20	11.49	12.05	11.73	11.09	11.89	12.15		
		Cumulative time (s)	85.59	70.39	58.90	46.85	35.13	24.04	12.15	1:25.59	
		Speed (m/s)	13.16	17.41	16.60	17.05	18.03	16.82	16.46	16.36	
		Stride length (m)	5.23	7.12	6.75	6.97	7.14	6.69	6.81	6.61	
		Stride duration (s)	0.387	0.409	0.407	0.408	0.396	0.398	0.413	0.404	
		Stride efficiency (%)	42.81	79.30	71.27	75.87	79.58	69.93	72.41	68.21	
		Stride count	38.21	28.07	29.62	28.70	28.03	29.90	29.38	211.91	

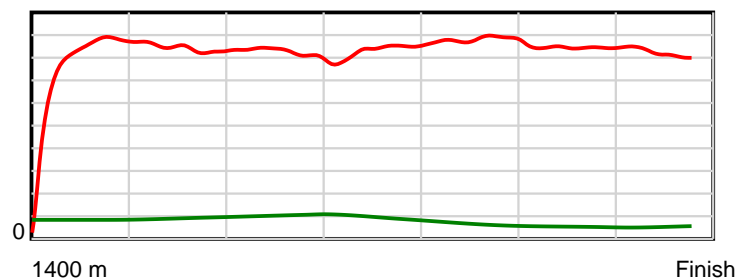
10 m Stride length



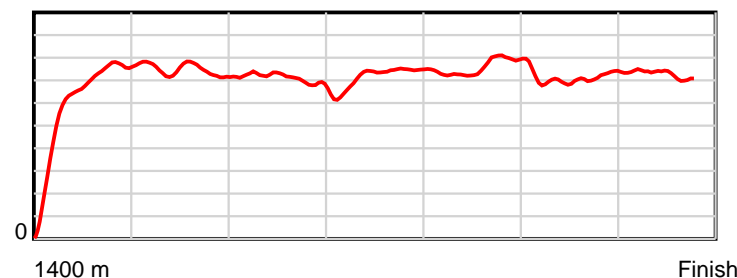
0.6 s Stride duration



20 m/sec Speed



100 % Stride efficiency



Note: Horizontal distance axis grid lines are 200m furlongs.

Disclaimer.

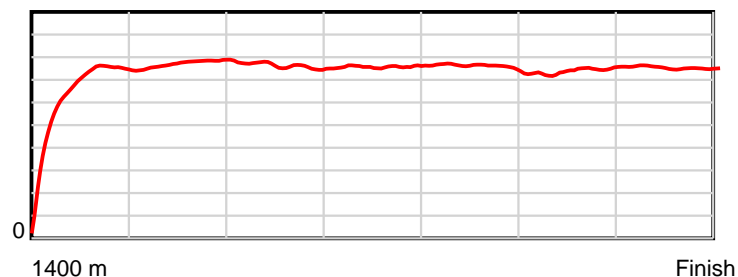
Tasracing Pty Ltd and Thoroughbred Ratings Pty Ltd accepts no responsibility for the completeness or accuracy of any of the information contained herein, and makes no representations about its suitability for any particular purpose. Users should make their own judgements about those matters and/or seek independent advice. You assume all risks associated with use of the data provided on this page.

Race Results

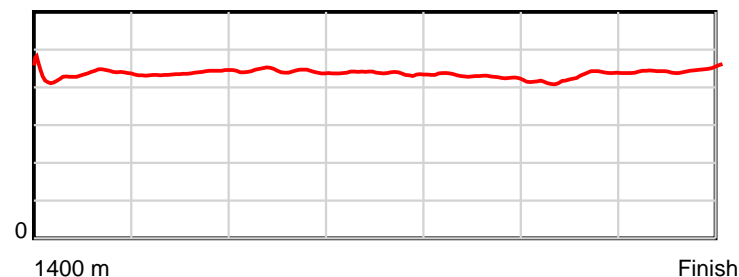
November 12, 2014, Race 3, CL1, Distance 1400m, Mowbray - Offset 4m

Result	TAB no.	Horse (Barrier)	1400 to	1200m to	1000m to	800m to	600m to	400m to	200m to	Total or	Margin
7th	10	Before All (7)	1200m	1000m	800m	600m	400m	200m	WP	Average	
		Position in running (margin)	-	4(2.7)	3(1.5)	3(0.4)	2(1.1)	5(2.3)	8(3.7)		6.00
		Sectional time (s)	15.42	11.33	11.78	12.01	11.40	11.82	12.08		
		Cumulative time (s)	85.83	70.41	59.08	47.31	35.30	23.90	12.08	1:25.83	
		Speed (m/s)	12.97	17.65	16.98	16.65	17.54	16.92	16.56	16.31	
		Stride length (m)	5.77	7.73	7.52	7.27	7.49	7.25	7.40	7.15	
		Stride duration (s)	0.436	0.438	0.443	0.436	0.427	0.428	0.447	0.438	
		Stride efficiency (%)	52.10	93.40	88.29	82.57	87.73	82.13	85.59	79.78	
		Stride count	34.64	25.87	26.61	27.51	26.69	27.59	27.02	195.93	

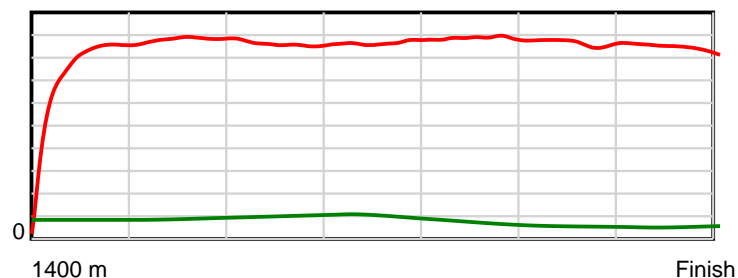
10 m Stride length



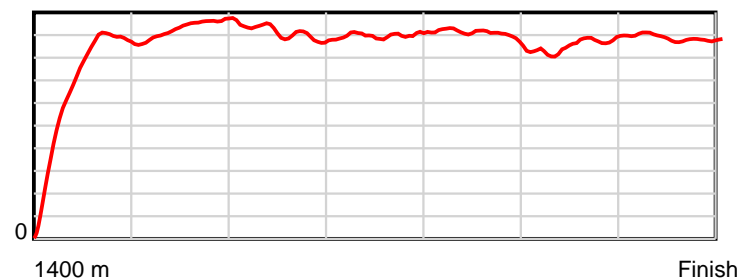
0.6 s Stride duration



20 m/sec Speed



100 % Stride efficiency



Note: Horizontal distance axis grid lines are 200m furlongs.

Disclaimer.

Tasracing Pty Ltd and Thoroughbred Ratings Pty Ltd accepts no responsibility for the completeness or accuracy of any of the information contained herein, and makes no representations about its suitability for any particular purpose. Users should make their own judgements about those matters and/or seek independent advice. You assume all risks associated with use of the data provided on this page.

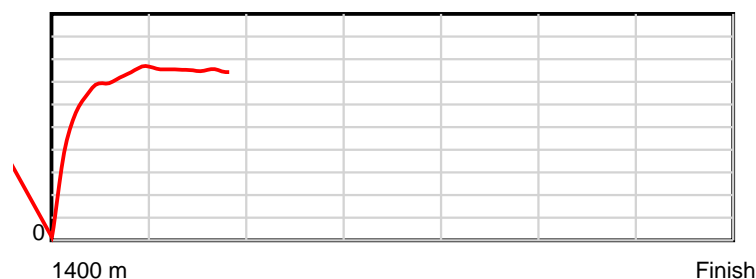
Race Results

November 12, 2014, Race 3, CL1, Distance 1400m, Mowbray - Offset 4m

Result	TAB no.	Horse (Barrier)	1400 to	1200m to	1000m to	800m to	600m to	400m to	200m to	Total or	Margin
8th	7	Pint of Pain (1)	1200m	1000m	800m	600m	400m	200m	WP	Average	
		Position in running (margin)	-	9(4.2)	9(6.6)	9(5.8)	9(4.7)	9(4.7)	7(3.6)		6.40
		Sectional time (s)	15.79	11.91	11.83	11.72	11.20	11.41	12.06		
		Cumulative time (s)	85.91	70.12	58.21	46.38	34.67	23.47	12.06	1:25.90	
		Speed (m/s)	12.67	16.79	16.91	17.06	17.86	17.53	16.58	16.30	
		Stride length (m)	5.97	7.48	7.55	7.53	7.86	7.67	7.54	7.32	
		Stride duration (s)	0.438	0.446	0.446	0.441	0.440	0.437	0.455	0.449	
		Stride efficiency (%)	55.63	87.43	89.03	88.69	96.60	91.86	88.88	83.64	
		Stride count	33.52	26.74	26.50	26.55	25.44	26.09	26.52	191.36	


10 m

Stride length



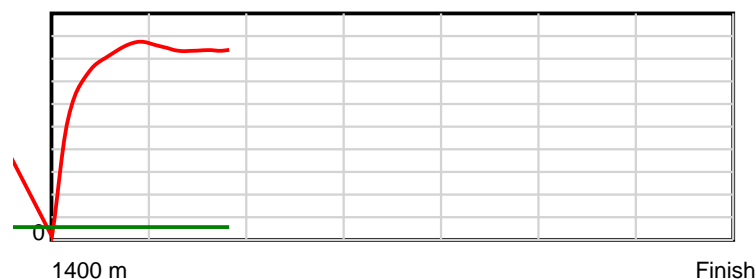
0.6 s

Stride duration



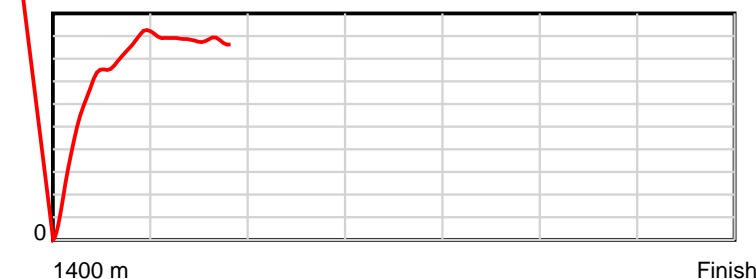
20 m/sec

Speed



100 %

Stride efficiency



Note: Horizontal distance axis grid lines are 200m furlongs.

Disclaimer.

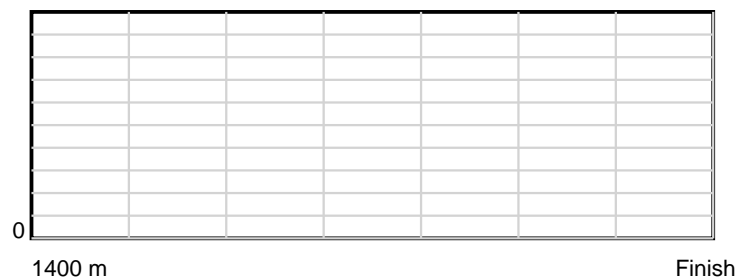
Tasracing Pty Ltd and Thoroughbred Ratings Pty Ltd accepts no responsibility for the completeness or accuracy of any of the information contained herein, and makes no representations about its suitability for any particular purpose. Users should make their own judgements about those matters and/or seek independent advice. You assume all risks associated with use of the data provided on this page.

Race Results


November 12, 2014, Race 3, CL1, Distance 1400m, Mowbray - Offset 4m

Result	TAB no.	Horse (Barrier)	1400 to	1200m to	1000m to	800m to	600m to	400m to	200m to	Total or	Margin
9th	5	Frinja (9)									
		Position in running (margin)									
		Sectional time (s)									
		Cumulative time (s)									
		Speed (m/s)									
		Stride length (m)									
		Stride duration (s)									
		Stride efficiency (%)									
		Stride count									

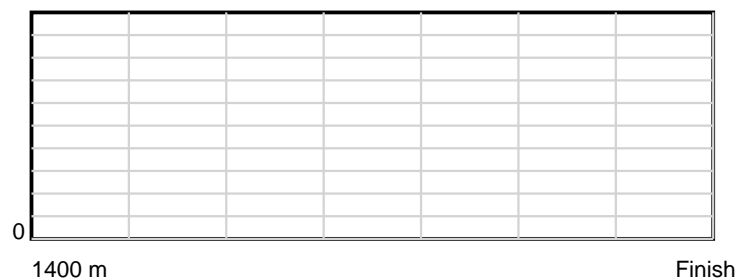
10 m Stride length



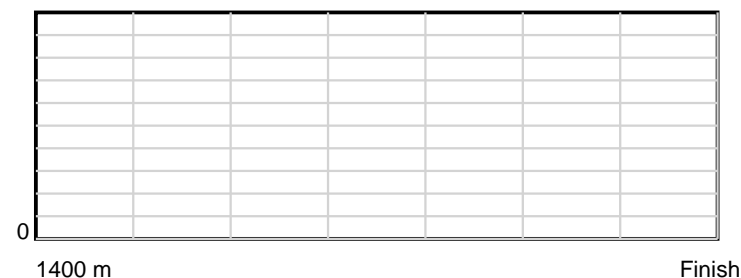
0.6 s Stride duration



20 m/sec Speed



100 % Stride efficiency



Note: Horizontal distance axis grid lines are 200m furlongs.

Disclaimer.

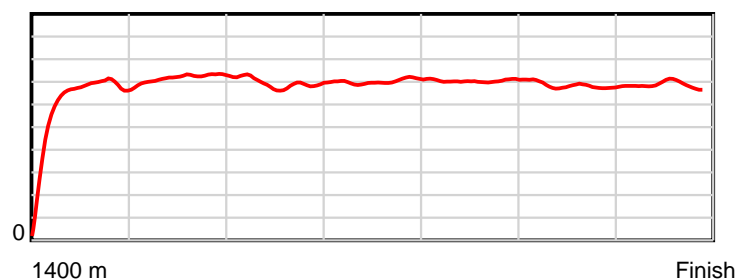
Tasracing Pty Ltd and Thoroughbred Ratings Pty Ltd accepts no responsibility for the completeness or accuracy of any of the information contained herein, and makes no representations about its suitability for any particular purpose. Users should make their own judgements about those matters and/or seek independent advice. You assume all risks associated with use of the data provided on this page.

Race Results

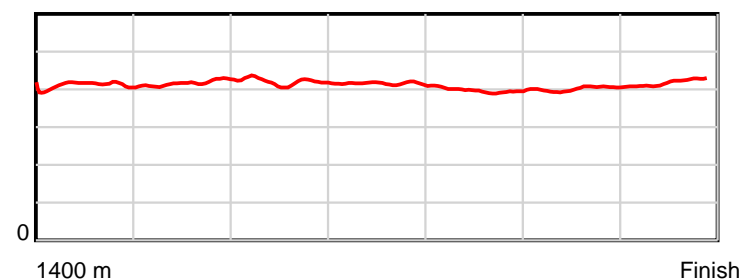
November 12, 2014, Race 3, CL1, Distance 1400m, Mowbray - Offset 4m

Result	TAB no.	Horse (Barrier)	1400 to	1200m to	1000m to	800m to	600m to	400m to	200m to	Total or	Margin
10th	9	Littlemiss Mat... (4)	1200m	1000m	800m	600m	400m	200m	WP	Average	
		Position in running (margin)	-	8(4.1)	6(3.5)	8(4.5)	7(3.0)	4(1.8)	9(4.7)		8.10
		Sectional time (s)	15.74	11.43	12.13	11.64	11.01	12.07	12.21		
		Cumulative time (s)	86.23	70.49	59.06	46.93	35.29	24.29	12.21	1:26.23	
		Speed (m/s)	12.71	17.50	16.49	17.18	18.17	16.57	16.38	16.24	
		Stride length (m)	5.39	7.28	6.94	7.15	7.23	6.62	6.85	6.72	
		Stride duration (s)	0.407	0.416	0.421	0.416	0.398	0.400	0.418	0.414	
		Stride efficiency (%)	45.43	82.86	75.17	79.87	81.68	68.55	73.35	70.52	
		Stride count	37.09	27.46	28.84	27.97	27.66	30.20	29.19	208.41	

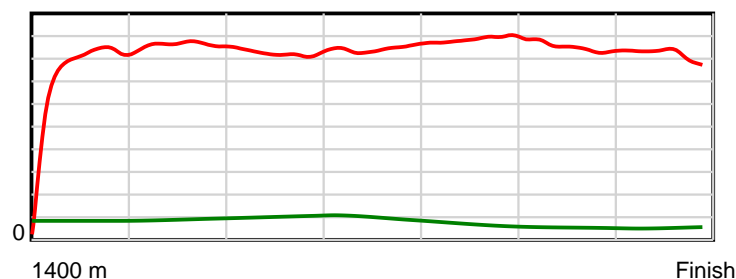
10 m Stride length



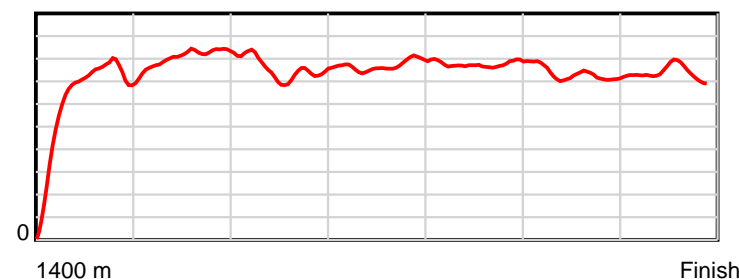
0.6 s Stride duration



20 m/sec Speed



100 % Stride efficiency



Note: Horizontal distance axis grid lines are 200m furlongs.

Disclaimer.

Tasracing Pty Ltd and Thoroughbred Ratings Pty Ltd accepts no responsibility for the completeness or accuracy of any of the information contained herein, and makes no representations about its suitability for any particular purpose. Users should make their own judgements about those matters and/or seek independent advice. You assume all risks associated with use of the data provided on this page.