



## Race Results

Tasmanian Turf Club, Launceston, November 12, 2014

Compilation date: November 13, 2014, 4:21:16 PM (EST)

Copyright © 2014 Tasracing Pty Ltd. All rights reserved.

### Trademarks.

StrideMASTER is a registered trademark of Thoroughbred Ratings Pty Ltd.

### Disclaimer.

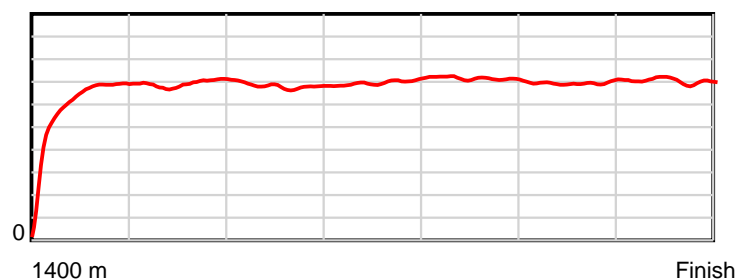
Tasracing Pty Ltd and Thoroughbred Ratings Pty Ltd accepts no responsibility for the completeness or accuracy of any of the information contained herein, and makes no representations about its suitability for any particular purpose. Users should make their own judgements about those matters and/or seek independent advice. You assume all risks associated with use of the data provided on this page.

# Race Results

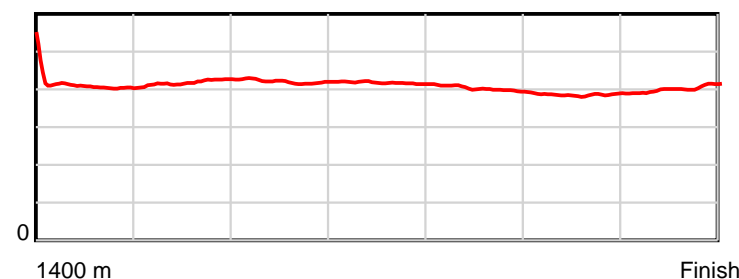
November 12, 2014, Race 6, BM72, Distance 1400m, Mowbray - Offset 4m

Result	TAB no.	Horse (Barrier)	1400 to	1200m to	1000m to	800m to	600m to	400m to	200m to	Total or	Margin
1st	7	Yuppony (3)	1200m	1000m	800m	600m	400m	200m	WP	Average	
		Position in running (margin)	-	7(0.0)	7(0.0)	5(0.0)	5(0.0)	5(0.0)	4(0.0)		0.00
		Sectional time (s)	11.84	12.09	13.36	13.11	11.09	11.01	11.82		
		Cumulative time (s)	84.31	72.47	60.38	47.03	33.92	22.83	11.82	1:24.31	
		Speed (m/s)	16.89	16.54	14.97	15.26	18.03	18.17	16.92	16.61	
		Stride length (m)	6.09	6.89	6.30	6.36	7.19	7.01	6.85	6.65	
		Stride duration (s)	0.418	0.416	0.421	0.417	0.399	0.386	0.405	0.400	
		Stride efficiency (%)	57.96	74.15	61.97	63.14	80.87	76.78	73.24	69.04	
		Stride count	32.84	29.03	31.76	31.46	27.80	28.53	29.21	210.63	

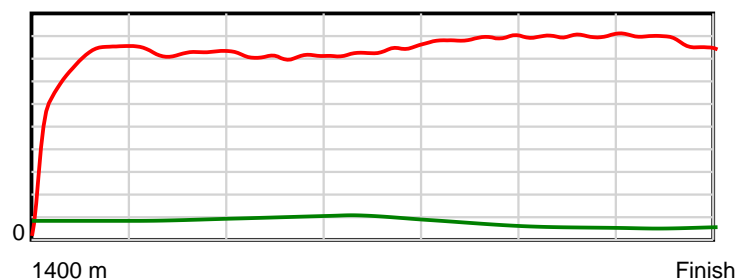
10 m Stride length



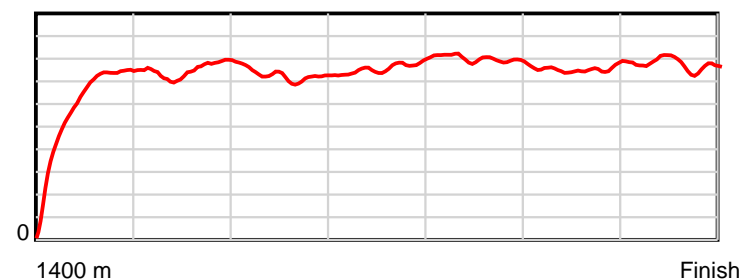
0.6 s Stride duration



20 m/sec Speed



100 % Stride efficiency



Note: Horizontal distance axis grid lines are 200m furlongs.

## Disclaimer.

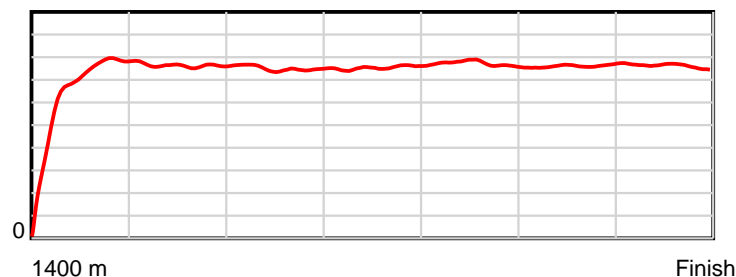
Tasracing Pty Ltd and Thoroughbred Ratings Pty Ltd accepts no responsibility for the completeness or accuracy of any of the information contained herein, and makes no representations about its suitability for any particular purpose. Users should make their own judgements about those matters and/or seek independent advice. You assume all risks associated with use of the data provided on this page.

# Race Results

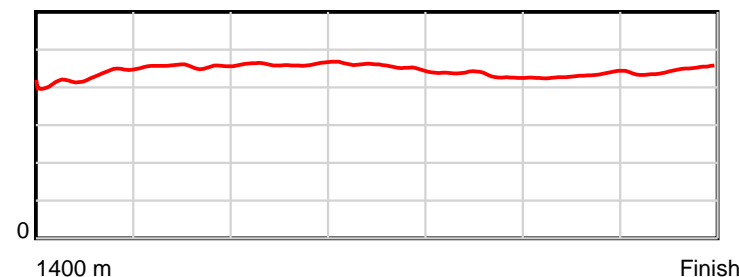
November 12, 2014, Race 6, BM72, Distance 1400m, Mowbray - Offset 4m

Result	TAB no.	Horse (Barrier)	1400 to	1200m to	1000m to	800m to	600m to	400m to	200m to	Total or	Margin
2nd	5	Ollie's Gold (8)	1200m	1000m	800m	600m	400m	200m	WP	Average	
		Position in running (margin)	-	2(0.0)	2(0.0)	3(0.0)	4(0.0)	4(0.0)	5(0.0)		1.30
		Sectional time (s)	11.40	11.81	13.66	13.45	11.15	11.18	11.89		
		Cumulative time (s)	84.55	73.15	61.33	47.67	34.22	23.07	11.89	1:24.54	
		Speed (m/s)	17.55	16.93	14.64	14.87	17.94	17.89	16.82	16.56	
		Stride length (m)	6.43	7.69	6.73	6.78	7.76	7.73	7.51	7.20	
		Stride duration (s)	0.420	0.454	0.460	0.456	0.433	0.432	0.446	0.435	
		Stride efficiency (%)	64.57	92.44	70.83	71.90	94.15	93.46	88.15	80.90	
		Stride count	31.11	26.00	29.71	29.49	25.77	25.86	26.63	194.57	

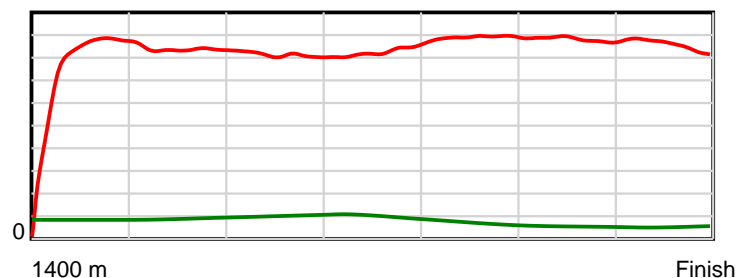
10 m Stride length



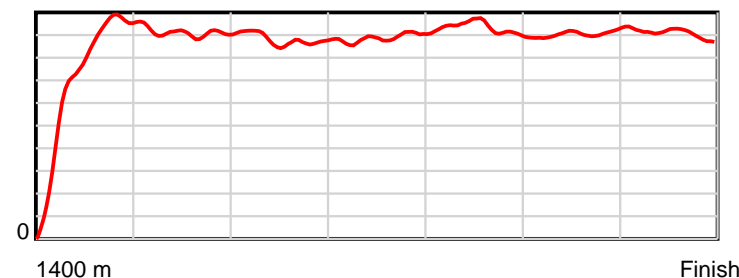
0.6 s Stride duration



20 m/sec Speed



100 % Stride efficiency



Note: Horizontal distance axis grid lines are 200m furlongs.

## Disclaimer.

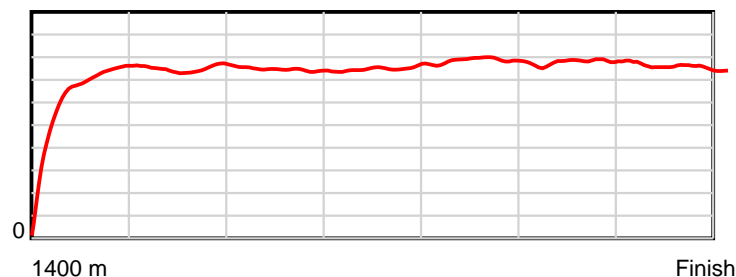
Tasracing Pty Ltd and Thoroughbred Ratings Pty Ltd accepts no responsibility for the completeness or accuracy of any of the information contained herein, and makes no representations about its suitability for any particular purpose. Users should make their own judgements about those matters and/or seek independent advice. You assume all risks associated with use of the data provided on this page.

# Race Results

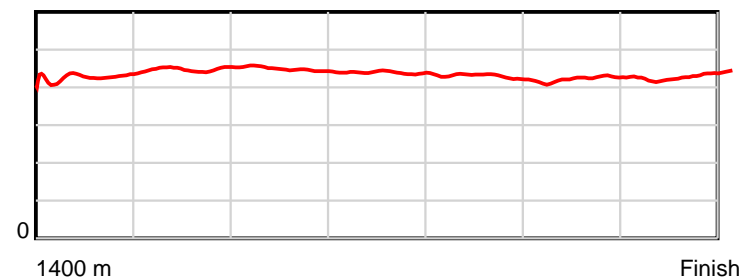
November 12, 2014, Race 6, BM72, Distance 1400m, Mowbray - Offset 4m

Result	TAB no.	Horse (Barrier)	1400 to	1200m to	1000m to	800m to	600m to	400m to	200m to	Total or	Margin
3rd	3	Genuine Lad (6)	1200m	1000m	800m	600m	400m	200m	WP	Average	
		Position in running (margin)	-	5(0.0)	5(0.0)	4(0.0)	6(0.0)	6(0.0)	6(0.0)		2.30
		Sectional time (s)	12.29	12.13	13.41	13.33	11.07	10.92	11.59		
		Cumulative time (s)	84.73	72.44	60.31	46.90	33.58	22.51	11.59	1:24.73	
		Speed (m/s)	16.28	16.49	14.91	15.00	18.07	18.32	17.26	16.52	
		Stride length (m)	6.32	7.37	6.68	6.56	7.69	7.78	7.43	7.08	
		Stride duration (s)	0.425	0.447	0.448	0.437	0.426	0.424	0.431	0.428	
		Stride efficiency (%)	62.38	84.96	69.82	67.31	92.44	94.50	86.20	78.28	
		Stride count	31.65	27.12	29.92	30.47	26.00	25.72	26.93	197.81	

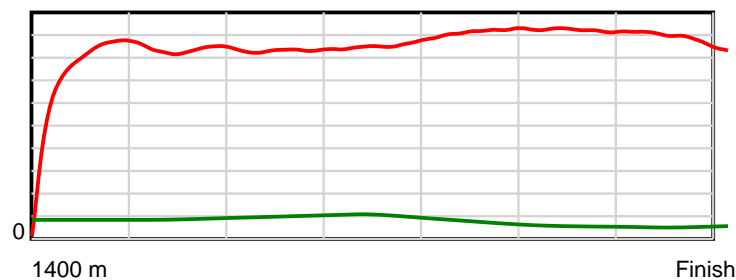
10 m Stride length



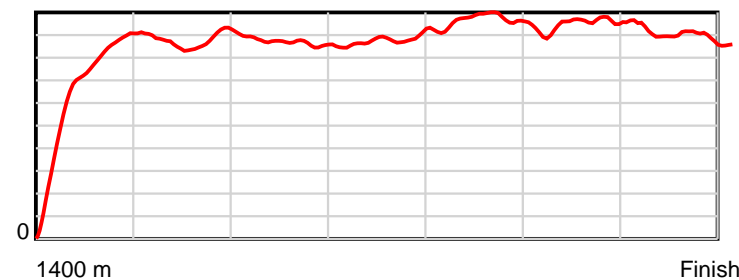
0.6 s Stride duration



20 m/sec Speed



100 % Stride efficiency



Note: Horizontal distance axis grid lines are 200m furlongs.

## Disclaimer.

Tasracing Pty Ltd and Thoroughbred Ratings Pty Ltd accepts no responsibility for the completeness or accuracy of any of the information contained herein, and makes no representations about its suitability for any particular purpose. Users should make their own judgements about those matters and/or seek independent advice. You assume all risks associated with use of the data provided on this page.

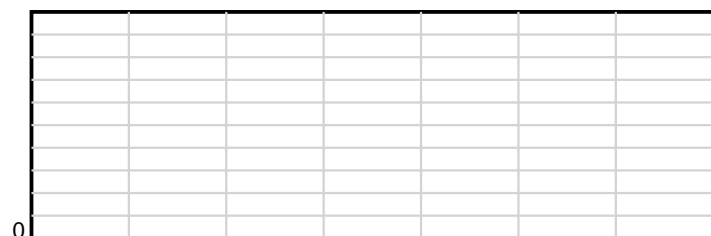
# Race Results

November 12, 2014, Race 6, BM72, Distance 1400m, Mowbray - Offset 4m

Result	TAB no.	Horse (Barrier)	1400 to	1200m to	1000m to	800m to	600m to	400m to	200m to	Total or	Margin
4th	9	Mundine (7)	WP	Average							
		Position in running (margin)		3.30							
		Sectional time (s)									
		Cumulative time (s)	1:24.90								
		Speed (m/s)	16.49								
		Stride length (m)	nan								
		Stride duration (s)	nan								
		Stride efficiency (%)	nan								
		Stride count	0.00								

10 m

Stride length

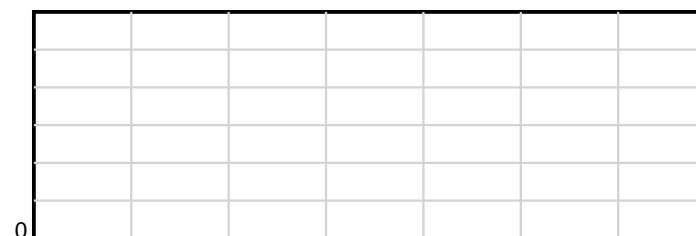


1400 m

Finish

0.6 s

Stride duration

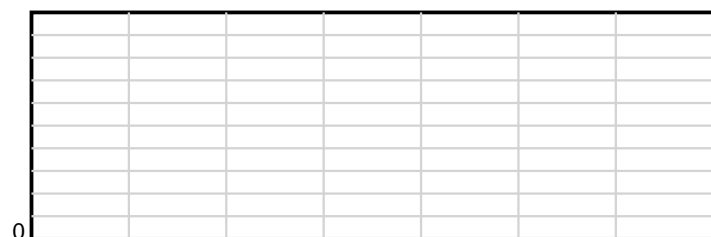


1400 m

Finish

20 m/sec

Speed

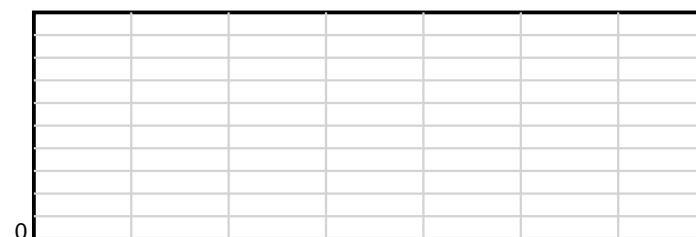


1400 m

Finish

100 %

Stride efficiency



1400 m

Finish

Note: Horizontal distance axis grid lines are 200m furlongs.

## Disclaimer.

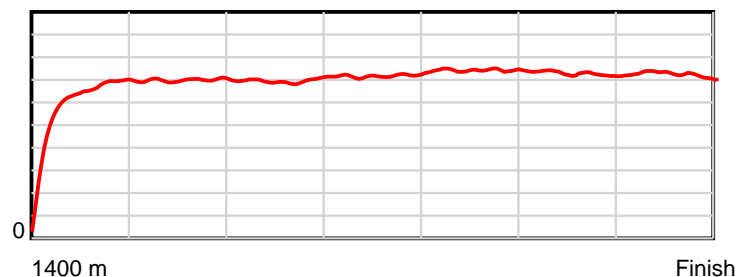
Tasracing Pty Ltd and Thoroughbred Ratings Pty Ltd accepts no responsibility for the completeness or accuracy of any of the information contained herein, and makes no representations about its suitability for any particular purpose. Users should make their own judgements about those matters and/or seek independent advice. You assume all risks associated with use of the data provided on this page.

# Race Results

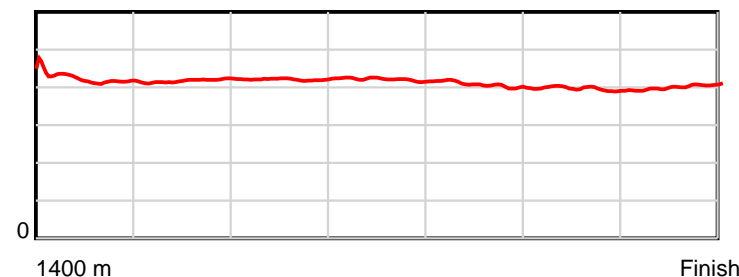
November 12, 2014, Race 6, BM72, Distance 1400m, Mowbray - Offset 4m

Result	TAB no.	Horse (Barrier)	1400 to	1200m to	1000m to	800m to	600m to	400m to	200m to	Total or	Margin
5th	4	Keukenhof (4)	1200m	1000m	800m	600m	400m	200m	WP	Average	
		Position in running (margin)	-	10(0.0)	10(0.0)	7(0.0)	2(0.0)	2(0.0)	2(0.0)		3.50
		Sectional time (s)	15.42	11.93	12.20	12.13	11.03	11.07	11.17		
		Cumulative time (s)	84.95	69.53	57.60	45.40	33.27	22.24	11.17	1:24.95	
		Speed (m/s)	12.97	16.76	16.39	16.49	18.13	18.07	17.91	16.48	
		Stride length (m)	5.53	7.01	6.90	6.93	7.34	7.15	7.19	6.81	
		Stride duration (s)	0.427	0.418	0.421	0.421	0.405	0.396	0.402	0.413	
		Stride efficiency (%)	47.77	76.68	74.37	75.13	84.27	79.88	80.80	72.48	
		Stride count	36.17	28.55	28.99	28.84	27.23	27.97	27.81	205.56	

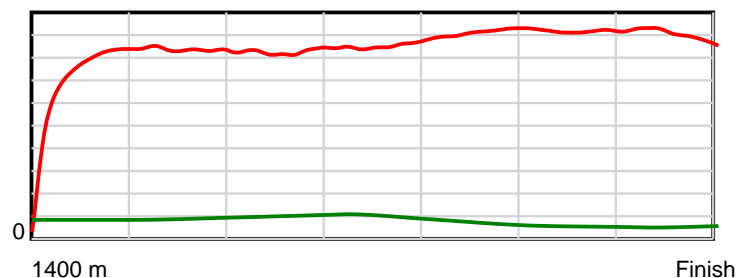
10 m Stride length



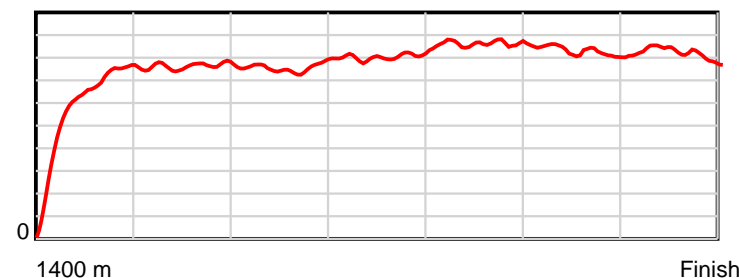
0.6 s Stride duration



20 m/sec Speed



100 % Stride efficiency



Note: Horizontal distance axis grid lines are 200m furlongs.

## Disclaimer.

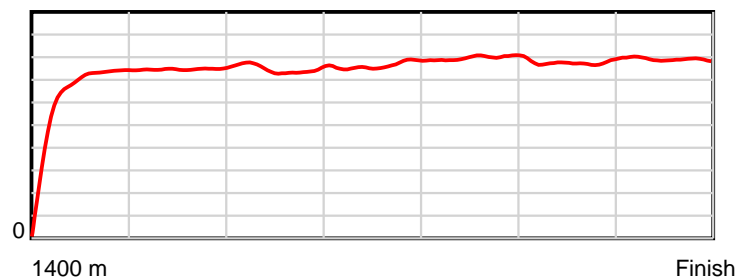
Tasracing Pty Ltd and Thoroughbred Ratings Pty Ltd accepts no responsibility for the completeness or accuracy of any of the information contained herein, and makes no representations about its suitability for any particular purpose. Users should make their own judgements about those matters and/or seek independent advice. You assume all risks associated with use of the data provided on this page.

# Race Results

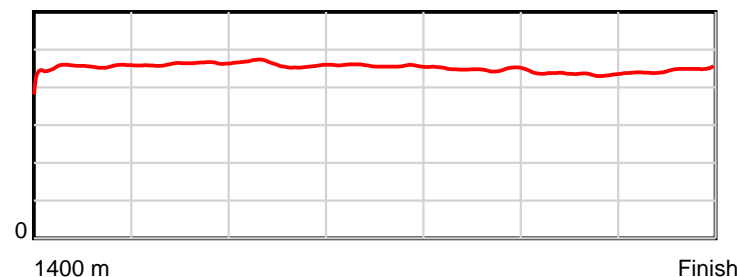
November 12, 2014, Race 6, BM72, Distance 1400m, Mowbray - Offset 4m

Result	TAB no.	Horse (Barrier)	1400 to	1200m to	1000m to	800m to	600m to	400m to	200m to	Total or	Margin
6th	8	Saturn Shimmy (2)	1200m	1000m	800m	600m	400m	200m	WP	Average	
		Position in running (margin)	-	8(0.0)	9(0.0)	9(0.0)	7(0.0)	7(0.0)	8(0.0)		3.70
		Sectional time (s)	12.84	12.34	13.16	13.02	11.18	11.18	11.26		
		Cumulative time (s)	84.98	72.14	59.80	46.64	33.62	22.44	11.26	1:24.98	
		Speed (m/s)	15.57	16.21	15.20	15.36	17.89	17.89	17.76	16.47	
		Stride length (m)	6.28	7.48	7.01	7.02	8.02	7.78	7.93	7.31	
		Stride duration (s)	0.445	0.462	0.461	0.457	0.448	0.435	0.446	0.444	
		Stride efficiency (%)	61.60	87.44	76.83	77.09	100.53	94.68	98.27	83.58	
		Stride count	31.85	26.74	28.52	28.47	24.94	25.69	25.22	191.43	

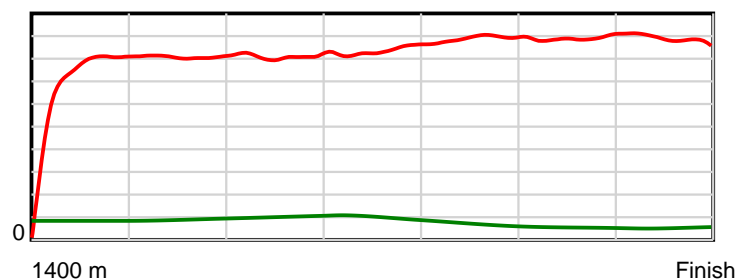
10 m Stride length



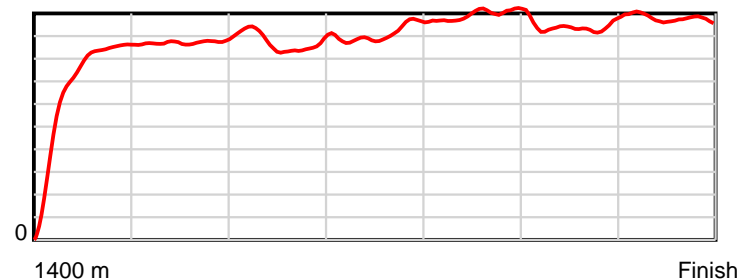
0.6 s Stride duration



20 m/sec Speed



100 % Stride efficiency



Note: Horizontal distance axis grid lines are 200m furlongs.

## Disclaimer.

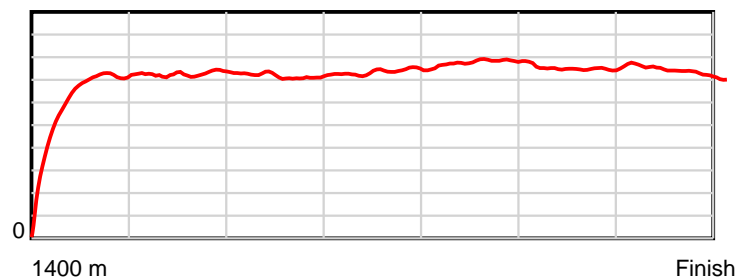
Tasracing Pty Ltd and Thoroughbred Ratings Pty Ltd accepts no responsibility for the completeness or accuracy of any of the information contained herein, and makes no representations about its suitability for any particular purpose. Users should make their own judgements about those matters and/or seek independent advice. You assume all risks associated with use of the data provided on this page.

# Race Results

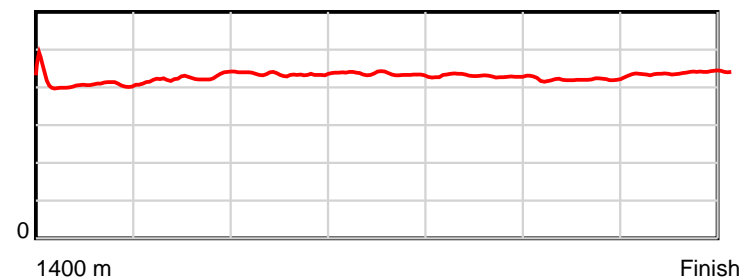
November 12, 2014, Race 6, BM72, Distance 1400m, Mowbray - Offset 4m

Result	TAB no.	Horse (Barrier)	1400 to	1200m to	1000m to	800m to	600m to	400m to	200m to	Total or	Margin
7th	2	Classic Outlaw (10)	1200m	1000m	800m	600m	400m	200m	WP	Average	
		Position in running (margin)	-	3(0.0)	3(0.0)	2(0.0)	3(0.0)	3(0.0)	3(0.0)		4.50
		Sectional time (s)	12.05	11.81	13.38	13.23	11.30	11.27	12.09		
		Cumulative time (s)	85.13	73.08	61.26	47.89	34.66	23.35	12.09	1:25.12	
		Speed (m/s)	16.60	16.93	14.95	15.12	17.70	17.75	16.54	16.45	
		Stride length (m)	6.18	7.14	6.49	6.55	7.57	7.51	7.27	6.92	
		Stride duration (s)	0.415	0.422	0.434	0.433	0.428	0.423	0.440	0.421	
		Stride efficiency (%)	59.76	79.66	65.83	67.04	89.48	88.14	82.67	74.88	
		Stride count	32.34	28.01	30.81	30.53	26.43	26.63	27.50	202.25	

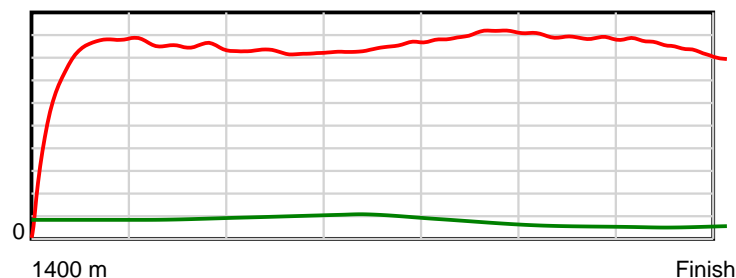
10 m Stride length



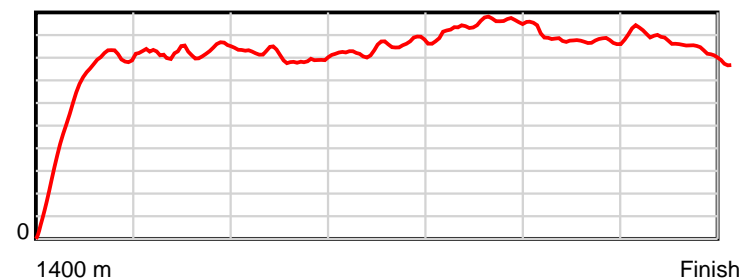
0.6 s Stride duration



20 m/sec Speed



100 % Stride efficiency



Note: Horizontal distance axis grid lines are 200m furlongs.

## Disclaimer.

Tasracing Pty Ltd and Thoroughbred Ratings Pty Ltd accepts no responsibility for the completeness or accuracy of any of the information contained herein, and makes no representations about its suitability for any particular purpose. Users should make their own judgements about those matters and/or seek independent advice. You assume all risks associated with use of the data provided on this page.

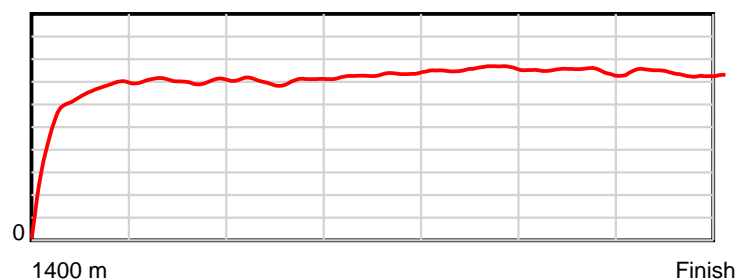


# Race Results

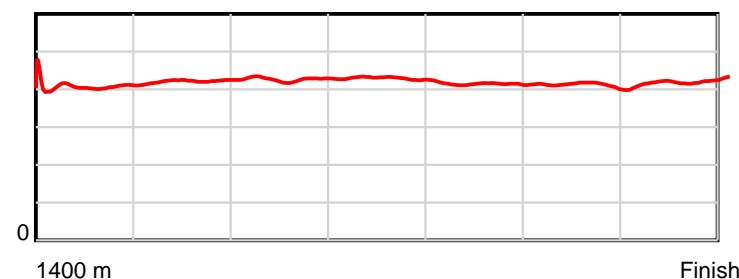
November 12, 2014, Race 6, BM72, Distance 1400m, Mowbray - Offset 4m

Result	TAB no.	Horse (Barrier)	1400 to	1200m to	1000m to	800m to	600m to	400m to	200m to	Total or	Margin
8th	6	Sun Disk (9)	1200m	1000m	800m	600m	400m	200m	WP	Average	
		Position in running (margin)	-	6(0.0)	4(0.0)	6(0.0)	10(0.0)	10(0.0)	7(0.0)		4.70
		Sectional time (s)	12.04	12.11	13.64	13.58	11.12	10.98	11.69		
		Cumulative time (s)	85.17	73.13	61.01	47.37	33.79	22.67	11.69	1:25.17	
		Speed (m/s)	16.61	16.52	14.66	14.73	17.99	18.21	17.11	16.44	
		Stride length (m)	6.07	6.93	6.26	6.30	7.43	7.48	7.24	6.77	
		Stride duration (s)	0.415	0.420	0.427	0.428	0.413	0.411	0.423	0.412	
		Stride efficiency (%)	57.61	75.13	61.17	61.99	86.25	87.45	81.92	71.64	
		Stride count	32.94	28.84	31.97	31.75	26.92	26.73	27.62	206.77	

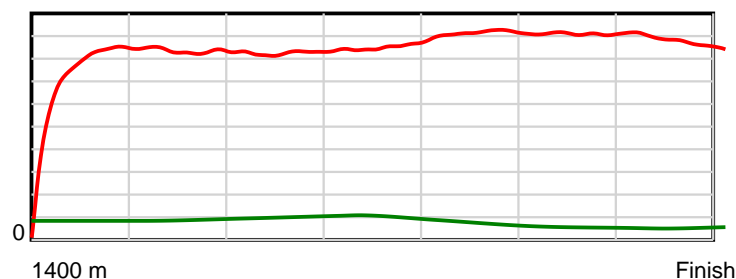
10 m Stride length



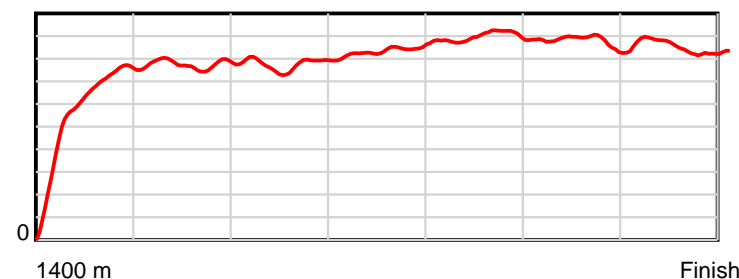
0.6 s Stride duration



20 m/sec Speed



100 % Stride efficiency



Note: Horizontal distance axis grid lines are 200m furlongs.

## Disclaimer.

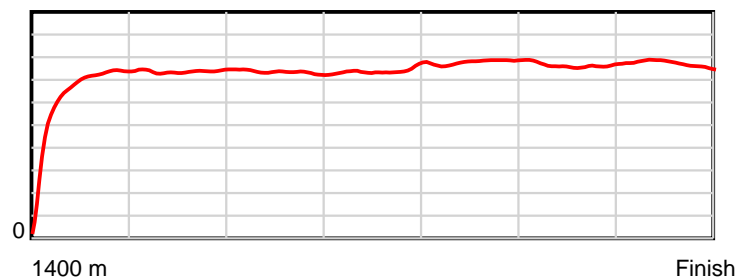
Tasracing Pty Ltd and Thoroughbred Ratings Pty Ltd accepts no responsibility for the completeness or accuracy of any of the information contained herein, and makes no representations about its suitability for any particular purpose. Users should make their own judgements about those matters and/or seek independent advice. You assume all risks associated with use of the data provided on this page.

# Race Results

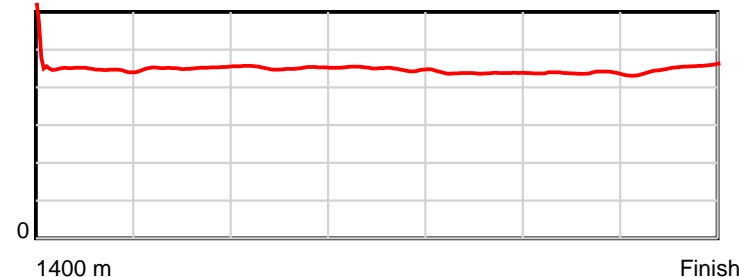
November 12, 2014, Race 6, BM72, Distance 1400m, Mowbray - Offset 4m

Result	TAB no.	Horse (Barrier)	1400 to	1200m to	1000m to	800m to	600m to	400m to	200m to	Total or	Margin
9th	10	Esca (1)	1200m	1000m	800m	600m	400m	200m	WP	Average	
		Position in running (margin)	-	4(0.0)	6(0.0)	10(0.0)	9(0.0)	8(0.0)	9(0.0)		5.50
		Sectional time (s)	11.60	12.38	14.67	12.48	10.98	11.24	11.97		
		Cumulative time (s)	85.32	73.72	61.34	46.67	34.19	23.21	11.97	1:25.31	
		Speed (m/s)	17.25	16.16	13.63	16.03	18.21	17.79	16.71	16.41	
		Stride length (m)	6.72	7.27	6.17	7.19	7.96	7.79	7.57	7.19	
		Stride duration (s)	0.448	0.450	0.453	0.449	0.437	0.438	0.453	0.438	
		Stride efficiency (%)	70.57	82.48	59.45	80.76	99.05	94.76	89.64	80.76	
		Stride count	29.76	27.53	32.42	27.82	25.12	25.68	26.41	194.74	

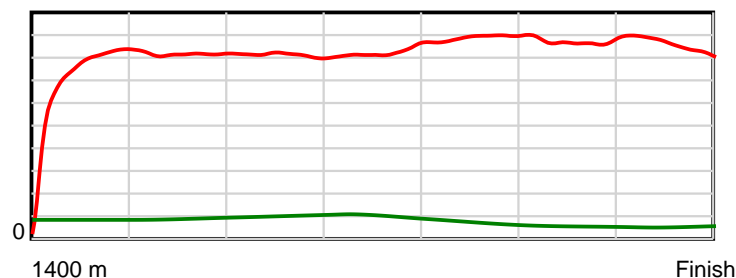
10 m Stride length



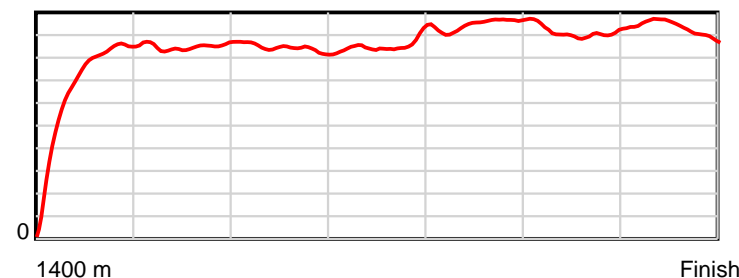
0.6 s Stride duration



20 m/sec Speed



100 % Stride efficiency



Note: Horizontal distance axis grid lines are 200m furlongs.

## Disclaimer.

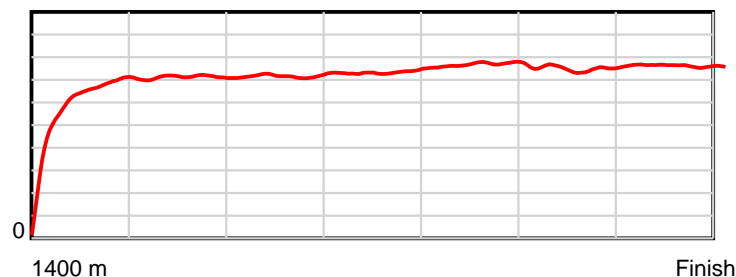
Tasracing Pty Ltd and Thoroughbred Ratings Pty Ltd accepts no responsibility for the completeness or accuracy of any of the information contained herein, and makes no representations about its suitability for any particular purpose. Users should make their own judgements about those matters and/or seek independent advice. You assume all risks associated with use of the data provided on this page.

# Race Results

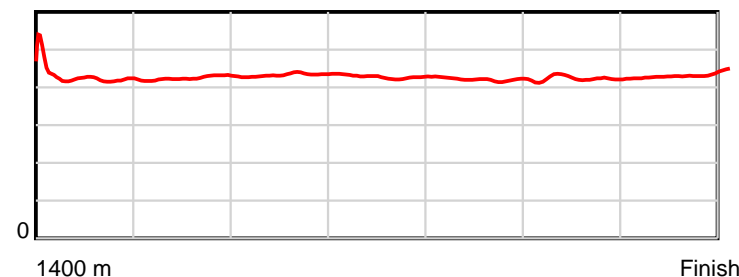
November 12, 2014, Race 6, BM72, Distance 1400m, Mowbray - Offset 4m

Result	TAB no.	Horse (Barrier)	1400 to	1200m to	1000m to	800m to	600m to	400m to	200m to	Total or	Margin
10th	1	Blacko (5)	1200m	1000m	800m	600m	400m	200m	WP	Average	
		Position in running (margin)	-	9(0.0)	8(0.0)	8(0.0)	8(0.0)	9(0.0)	10(0.0)		7.00
		Sectional time (s)	13.15	12.03	13.22	13.21	11.21	11.28	11.49		
		Cumulative time (s)	85.59	72.44	60.41	47.18	33.97	22.77	11.49	1:25.59	
		Speed (m/s)	15.20	16.63	15.13	15.14	17.84	17.73	17.41	16.36	
		Stride length (m)	6.07	7.05	6.54	6.47	7.46	7.54	7.57	6.91	
		Stride duration (s)	0.437	0.424	0.433	0.427	0.418	0.425	0.435	0.423	
		Stride efficiency (%)	57.56	77.66	66.92	65.35	87.01	88.73	89.56	74.64	
		Stride count	32.95	28.37	30.56	30.93	26.80	26.54	26.42	202.57	

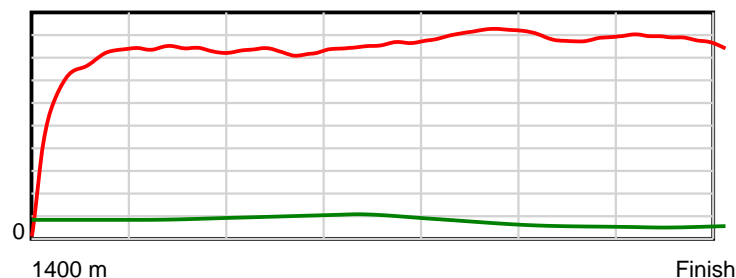
10 m Stride length



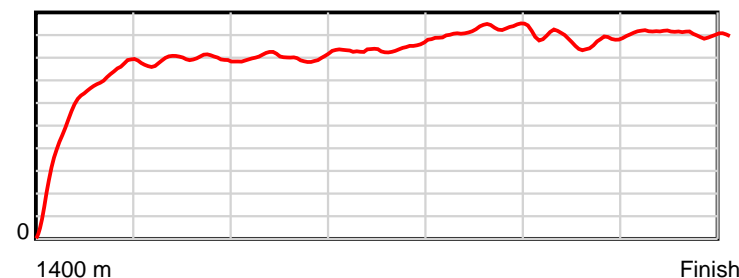
0.6 s Stride duration



20 m/sec Speed



100 % Stride efficiency



Note: Horizontal distance axis grid lines are 200m furlongs.

## Disclaimer.

Tasracing Pty Ltd and Thoroughbred Ratings Pty Ltd accepts no responsibility for the completeness or accuracy of any of the information contained herein, and makes no representations about its suitability for any particular purpose. Users should make their own judgements about those matters and/or seek independent advice. You assume all risks associated with use of the data provided on this page.