



Race Results

Tasmanian Turf Club, Launceston, November 12, 2014

Compilation date: November 13, 2014, 4:22:59 PM (EST)

Copyright © 2014 Tasracing Pty Ltd. All rights reserved.

Trademarks.

StrideMASTER is a registered trademark of Thoroughbred Ratings Pty Ltd.

Disclaimer.

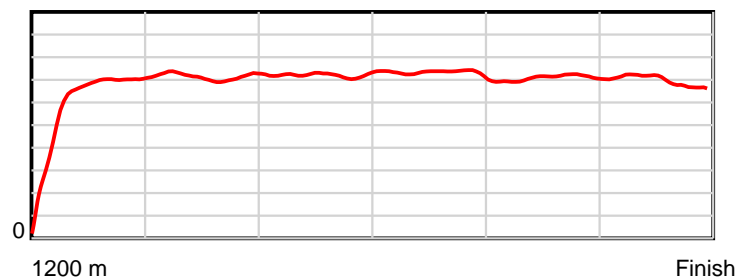
Tasracing Pty Ltd and Thoroughbred Ratings Pty Ltd accepts no responsibility for the completeness or accuracy of any of the information contained herein, and makes no representations about its suitability for any particular purpose. Users should make their own judgements about those matters and/or seek independent advice. You assume all risks associated with use of the data provided on this page.

Race Results

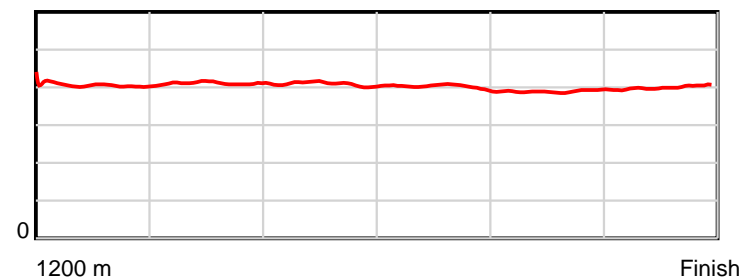
November 12, 2014, Race 8, CL2, Distance 1200m, Mowbray - Offset 4m

Result	TAB no.	Horse (Barrier)	1200 to	1000m to	800m to	600m to	400m to	200m to	Total or	Margin
1st	2	Grey Gown (5)	1000m	800m	600m	400m	200m	WP	Average	
		Position in running (margin)	-	6(1.9)	4(3.1)	6(3.9)	4(1.3)	2(1.1)		0.00
		Sectional time (s)	13.60	12.27	12.87	10.94	11.18	11.68		
		Cumulative time (s)	72.53	58.93	46.66	33.80	22.86	11.68	1:12.53	
		Speed (m/s)	14.71	16.30	15.54	18.28	17.89	17.12	16.54	
		Stride length (m)	6.07	6.66	6.36	7.36	6.97	6.84	6.68	
		Stride duration (s)	0.413	0.408	0.409	0.403	0.389	0.400	0.404	
		Stride efficiency (%)	57.62	69.26	63.25	84.64	75.81	73.15	69.81	
		Stride count	32.94	30.04	31.44	27.18	28.71	29.23	179.54	

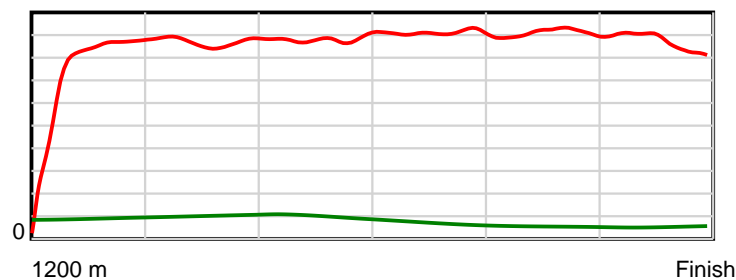
10 m Stride length



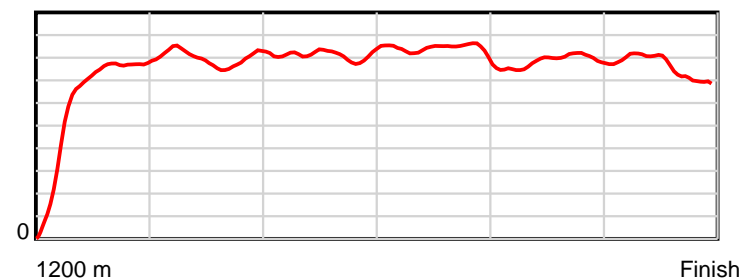
0.6 s Stride duration



20 m/sec Speed



100 % Stride efficiency



Note: Horizontal distance axis grid lines are 200m furlongs.

Disclaimer.

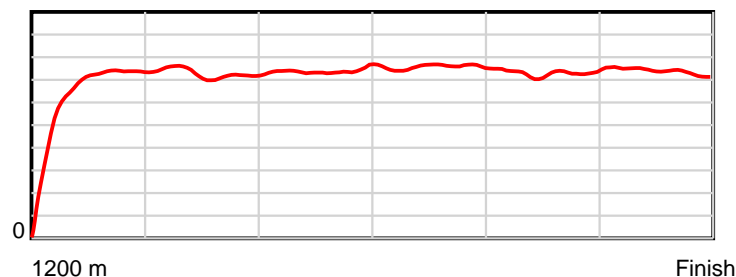
Tasracing Pty Ltd and Thoroughbred Ratings Pty Ltd accepts no responsibility for the completeness or accuracy of any of the information contained herein, and makes no representations about its suitability for any particular purpose. Users should make their own judgements about those matters and/or seek independent advice. You assume all risks associated with use of the data provided on this page.

Race Results

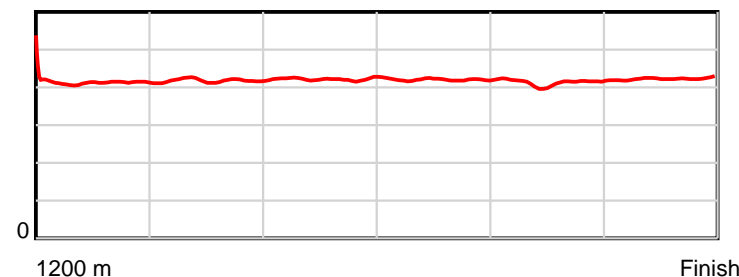
November 12, 2014, Race 8, CL2, Distance 1200m, Mowbray - Offset 4m

Result	TAB no.	Horse (Barrier)	1200 to	1000m to	800m to	600m to	400m to	200m to	Total or	Margin
2nd	3	Just Mouse (4)	1000m	800m	600m	400m	200m	WP	Average	
		Position in running (margin)	-	2(0.3)	2(1.5)	2(1.5)	1(0.0)	1(0.0)		0.20
		Sectional time (s)	13.57	12.26	12.74	11.13	11.21	11.66		
		Cumulative time (s)	72.57	59.00	46.74	34.00	22.87	11.66	1:12.56	
		Speed (m/s)	14.74	16.31	15.70	17.97	17.84	17.15	16.54	
		Stride length (m)	6.25	6.80	6.61	7.55	7.36	7.28	6.94	
		Stride duration (s)	0.426	0.417	0.421	0.420	0.413	0.424	0.420	
		Stride efficiency (%)	60.97	72.36	68.33	89.01	84.65	82.77	75.36	
		Stride count	32.02	29.39	30.24	26.50	27.17	27.48	172.80	

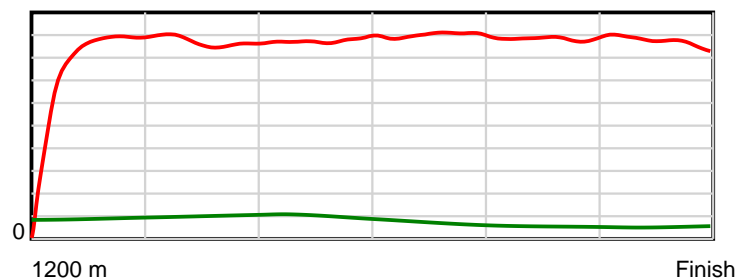
10 m Stride length



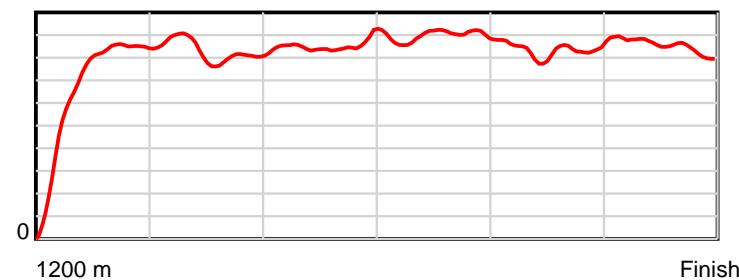
0.6 s Stride duration



20 m/sec Speed



100 % Stride efficiency



Note: Horizontal distance axis grid lines are 200m furlongs.

Disclaimer.

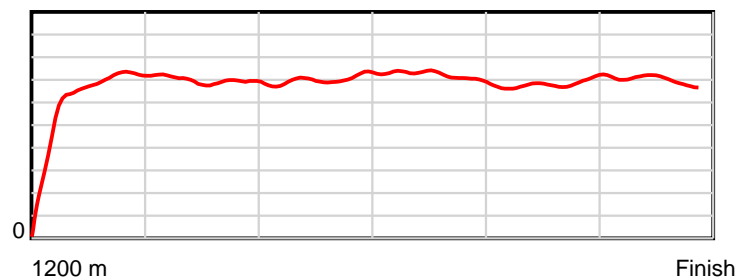
Tasracing Pty Ltd and Thoroughbred Ratings Pty Ltd accepts no responsibility for the completeness or accuracy of any of the information contained herein, and makes no representations about its suitability for any particular purpose. Users should make their own judgements about those matters and/or seek independent advice. You assume all risks associated with use of the data provided on this page.

Race Results

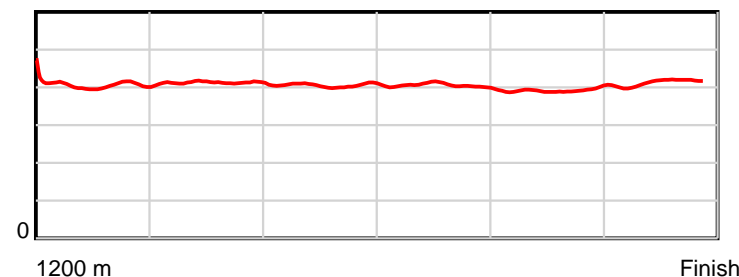
November 12, 2014, Race 8, CL2, Distance 1200m, Mowbray - Offset 4m

Result	TAB no.	Horse (Barrier)	1200 to	1000m to	800m to	600m to	400m to	200m to	Total or	Margin
3rd	6	Downwind (2)	1000m	800m	600m	400m	200m	WP	Average	
		Position in running (margin)	-	4(1.5)	6(3.6)	5(3.5)	6(1.6)	3(1.1)		2.00
		Sectional time (s)	13.79	12.42	12.72	11.06	11.13	11.76		
		Cumulative time (s)	72.89	59.10	46.67	33.95	22.89	11.76	1:12.89	
		Speed (m/s)	14.50	16.10	15.72	18.08	17.97	17.01	16.46	
		Stride length (m)	6.17	6.61	6.39	7.33	7.02	7.03	6.73	
		Stride duration (s)	0.418	0.410	0.406	0.405	0.391	0.413	0.409	
		Stride efficiency (%)	59.48	68.20	63.78	83.88	77.10	77.20	70.85	
		Stride count	32.42	30.27	31.30	27.30	28.47	28.46	178.22	

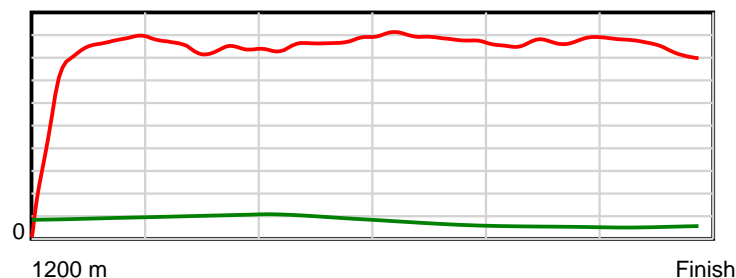
10 m Stride length



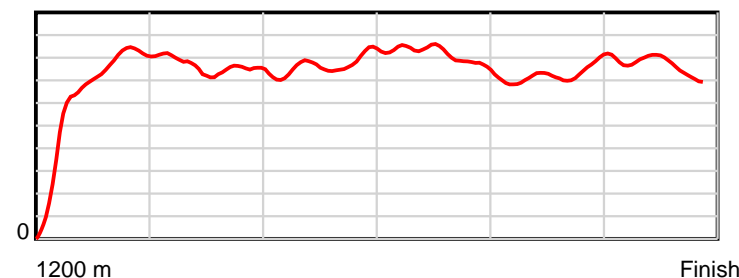
0.6 s Stride duration



20 m/sec Speed



100 % Stride efficiency



Note: Horizontal distance axis grid lines are 200m furlongs.

Disclaimer.

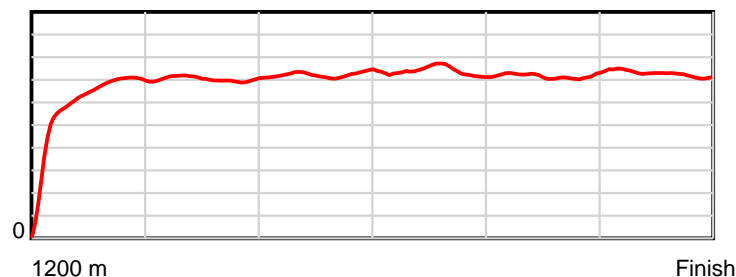
Tasracing Pty Ltd and Thoroughbred Ratings Pty Ltd accepts no responsibility for the completeness or accuracy of any of the information contained herein, and makes no representations about its suitability for any particular purpose. Users should make their own judgements about those matters and/or seek independent advice. You assume all risks associated with use of the data provided on this page.

Race Results

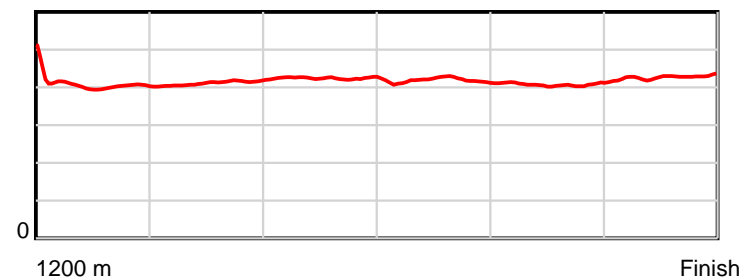
November 12, 2014, Race 8, CL2, Distance 1200m, Mowbray - Offset 4m

Result	TAB no.	Horse (Barrier)	1200 to	1000m to	800m to	600m to	400m to	200m to	Total or	Margin
4th	1	Fillout the Ti... (1)	1000m	800m	600m	400m	200m	WP	Average	
		Position in running (margin)	-	3(1.4)	5(3.3)	3(2.9)	5(1.5)	4(1.8)		2.80
		Sectional time (s)	13.82	12.38	12.68	11.14	11.27	11.77		
		Cumulative time (s)	73.04	59.22	46.84	34.17	23.03	11.77	1:13.04	
		Speed (m/s)	14.47	16.16	15.77	17.95	17.75	16.99	16.43	
		Stride length (m)	6.17	6.63	6.68	7.49	7.23	7.27	6.88	
		Stride duration (s)	0.417	0.410	0.423	0.417	0.407	0.428	0.419	
		Stride efficiency (%)	59.52	68.67	69.68	87.74	81.66	82.64	73.99	
		Stride count	32.41	30.17	29.95	26.69	27.67	27.50	174.39	

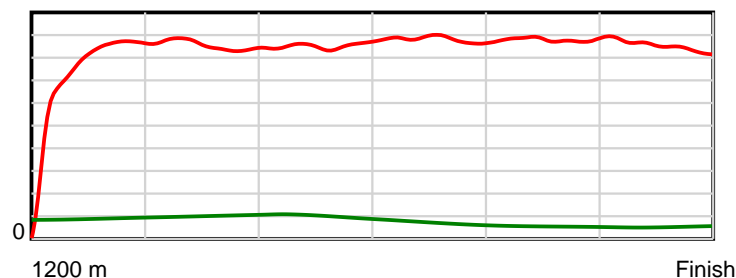
10 m Stride length



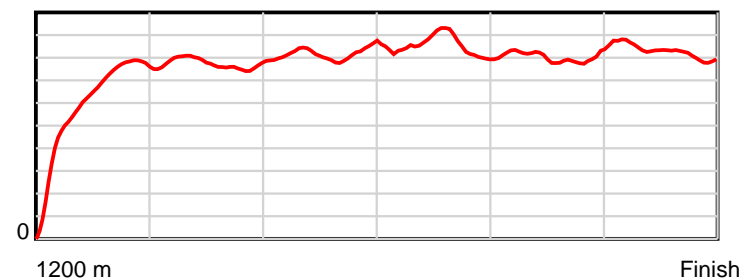
0.6 s Stride duration



20 m/sec Speed



100 % Stride efficiency



Note: Horizontal distance axis grid lines are 200m furlongs.

Disclaimer.

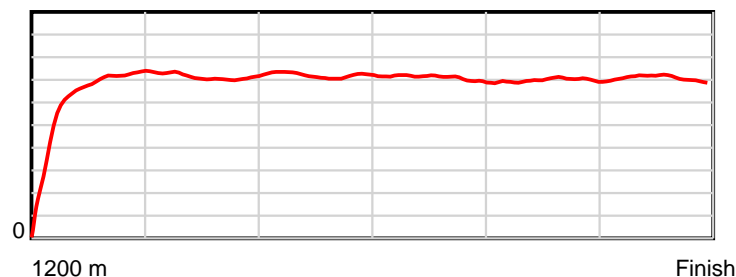
Tasracing Pty Ltd and Thoroughbred Ratings Pty Ltd accepts no responsibility for the completeness or accuracy of any of the information contained herein, and makes no representations about its suitability for any particular purpose. Users should make their own judgements about those matters and/or seek independent advice. You assume all risks associated with use of the data provided on this page.

Race Results

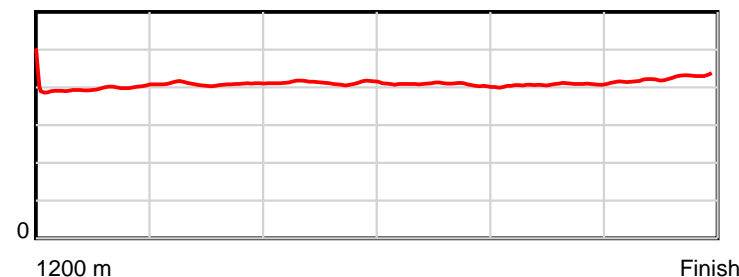
November 12, 2014, Race 8, CL2, Distance 1200m, Mowbray - Offset 4m

Result	TAB no.	Horse (Barrier)	1200 to	1000m to	800m to	600m to	400m to	200m to	Total or	Margin
5th	7	Golden Aces (3)	1000m	800m	600m	400m	200m	WP	Average	
		Position in running (margin)	-	1(0.0)	1(0.0)	1(0.0)	2(0.5)	5(2.6)		4.30
		Sectional time (s)	13.47	12.06	12.74	11.47	11.55	12.03		
		Cumulative time (s)	73.32	59.85	47.79	35.05	23.58	12.03	1:13.31	
		Speed (m/s)	14.85	16.58	15.70	17.44	17.32	16.63	16.37	
		Stride length (m)	6.06	6.76	6.47	7.12	7.03	7.07	6.73	
		Stride duration (s)	0.406	0.408	0.412	0.408	0.406	0.425	0.411	
		Stride efficiency (%)	57.44	71.47	65.34	79.30	77.22	78.14	70.78	
		Stride count	32.99	29.57	30.93	28.08	28.45	28.28	178.30	

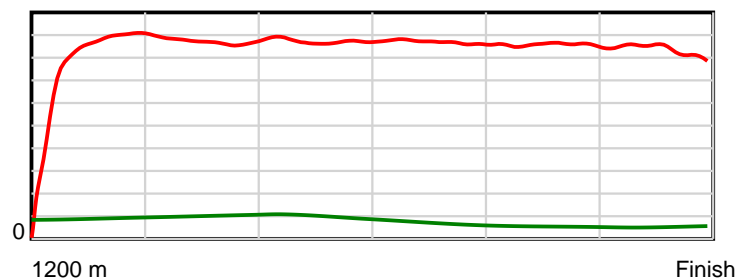
10 m Stride length



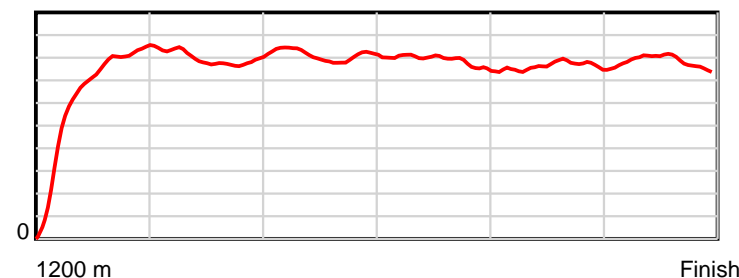
0.6 s Stride duration



20 m/sec Speed



100 % Stride efficiency



Note: Horizontal distance axis grid lines are 200m furlongs.

Disclaimer.

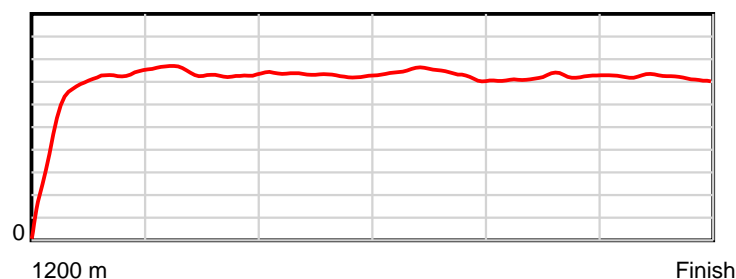
Tasracing Pty Ltd and Thoroughbred Ratings Pty Ltd accepts no responsibility for the completeness or accuracy of any of the information contained herein, and makes no representations about its suitability for any particular purpose. Users should make their own judgements about those matters and/or seek independent advice. You assume all risks associated with use of the data provided on this page.

Race Results

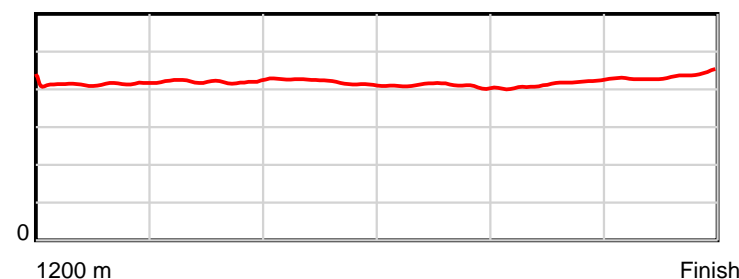
November 12, 2014, Race 8, CL2, Distance 1200m, Mowbray - Offset 4m

Result	TAB no.	Horse (Barrier)	1200 to	1000m to	800m to	600m to	400m to	200m to	Total or	Margin
6th	4	Ourmatealvin (6)	1000m	800m	600m	400m	200m	WP	Average	
		Position in running (margin)	-	5(1.6)	3(2.3)	4(2.9)	3(0.8)	6(2.9)		5.60
		Sectional time (s)	13.78	12.17	12.85	11.02	11.56	12.18		
		Cumulative time (s)	73.56	59.78	47.61	34.76	23.74	12.18	1:13.56	
		Speed (m/s)	14.51	16.43	15.56	18.15	17.30	16.42	16.31	
		Stride length (m)	6.10	6.89	6.54	7.45	7.16	7.17	6.85	
		Stride duration (s)	0.415	0.419	0.420	0.410	0.414	0.436	0.420	
		Stride efficiency (%)	58.15	74.18	66.92	86.63	80.14	80.26	73.42	
		Stride count	32.78	29.03	30.56	26.86	27.93	27.91	175.07	

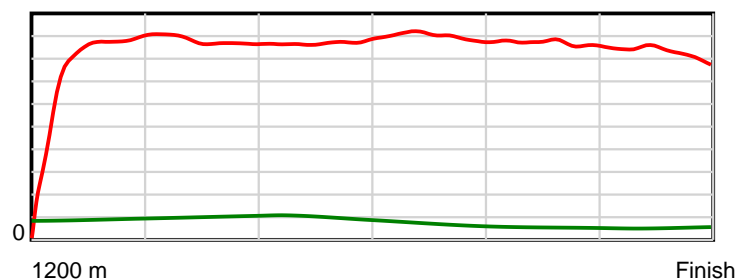
10 m Stride length



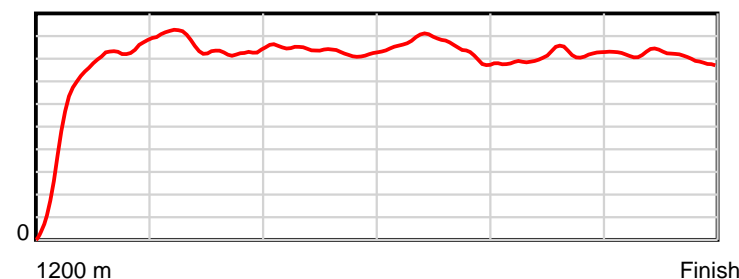
0.6 s Stride duration



20 m/sec Speed



100 % Stride efficiency



Note: Horizontal distance axis grid lines are 200m furlongs.

Disclaimer.

Tasracing Pty Ltd and Thoroughbred Ratings Pty Ltd accepts no responsibility for the completeness or accuracy of any of the information contained herein, and makes no representations about its suitability for any particular purpose. Users should make their own judgements about those matters and/or seek independent advice. You assume all risks associated with use of the data provided on this page.