



Race Results

Tasmanian Turf Club, Launceston, November 12, 2014

Compilation date: November 13, 2014, 4:23:58 PM (EST)

Copyright © 2014 Tasracing Pty Ltd. All rights reserved.

Trademarks.

StrideMASTER is a registered trademark of Thoroughbred Ratings Pty Ltd.

Disclaimer.

Tasracing Pty Ltd and Thoroughbred Ratings Pty Ltd accepts no responsibility for the completeness or accuracy of any of the information contained herein, and makes no representations about its suitability for any particular purpose. Users should make their own judgements about those matters and/or seek independent advice. You assume all risks associated with use of the data provided on this page.

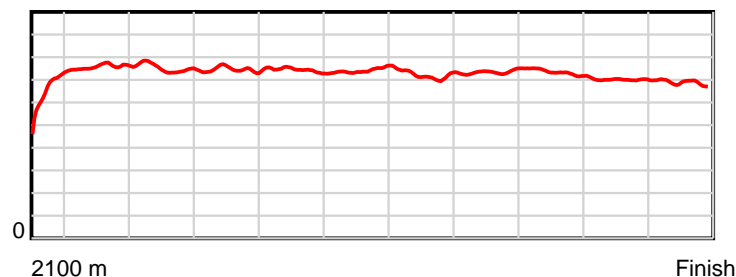
Race Results

November 12, 2014, Race 9, BM62, Distance 2100m, Mowbray - Offset 4m

Result	TAB no.	Horse (Barrier)	2100 to	2000m to	1800m to	1600m to	1400m to	1200m to	1000m to	800m to	600m to	400m to	200m to	Total or	Margin
1st	8	Hold True (6)	2000m	1800m	1600m	1400m	1200m	1000m	800m	600m	400m	200m	WP	Average	
		Position in running (margin)	-	3(0.0)	3(0.0)	2(0.0)	2(0.0)	2(0.0)	2(0.0)	2(0.0)	2(0.0)	2(0.0)	2(0.0)		0.00
		Sectional time (s)	10.65	11.05	11.24	11.98	12.42	12.38	12.58	12.16	11.83	12.62	13.21		
		Cumulative time (s)	132.13	121.48	110.43	99.19	87.21	74.79	62.41	49.83	37.67	25.83	13.21	2:12.12	
		Speed (m/s)	9.39	18.10	17.79	16.69	16.10	16.16	15.90	16.45	16.91	15.85	15.14	15.89	
		Stride length (m)	4.24	7.79	7.90	7.62	7.47	7.36	7.10	7.17	7.39	6.97	6.88	7.10	
		Stride duration (s)	0.452	0.431	0.444	0.456	0.464	0.456	0.446	0.436	0.437	0.440	0.455	0.447	
		Stride efficiency (%)	28.14	94.89	97.54	90.71	87.18	84.75	78.66	80.32	85.45	76.00	74.05	78.86	
		Stride count	23.57	25.67	25.31	26.25	26.78	27.16	28.19	27.90	27.05	28.68	29.05	295.61	

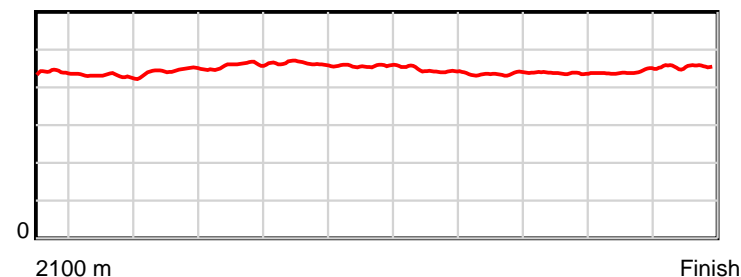
10 m

Stride length



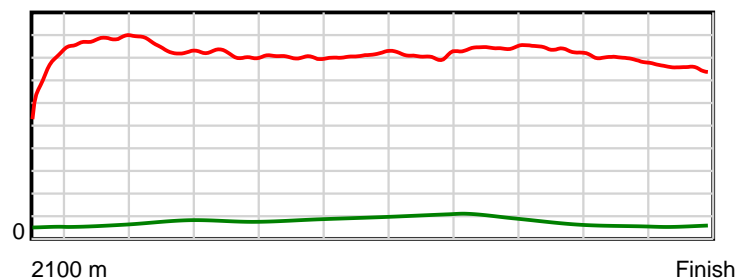
0.6 s

Stride duration



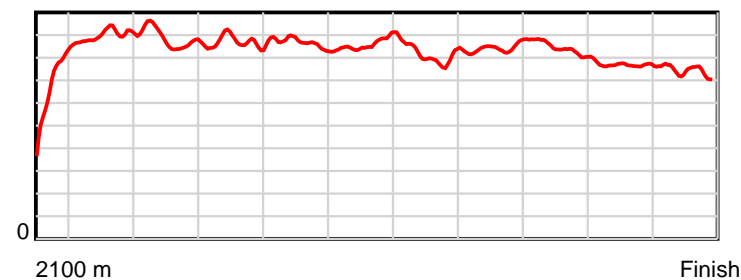
20 m/sec

Speed



100 %

Stride efficiency



Note: Horizontal distance axis grid lines are 200m furlongs.

Disclaimer.

Tasracing Pty Ltd and Thoroughbred Ratings Pty Ltd accepts no responsibility for the completeness or accuracy of any of the information contained herein, and makes no representations about its suitability for any particular purpose. Users should make their own judgements about those matters and/or seek independent advice. You assume all risks associated with use of the data provided on this page.

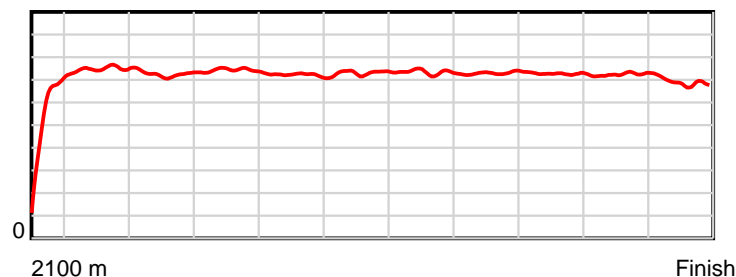
Race Results

November 12, 2014, Race 9, BM62, Distance 2100m, Mowbray - Offset 4m

Result	TAB no.	Horse (Barrier)	2100 to 2000m	2000m to 1800m	1800m to 1600m	1600m to 1400m	1400m to 1200m	1200m to 1000m	1000m to 800m	800m to 600m	600m to 400m	400m to 200m	200m to WP	Total or Average	Margin
2nd	2	Gee Gee's Boss (9)													
		Position in running (margin)	-	2(0.0)	2(0.0)	3(0.0)	3(0.0)	3(0.0)	3(0.0)	3(0.0)	3(0.0)	3(0.0)	3(0.0)		1.00
		Sectional time (s)	10.48	11.22	11.87	11.96	12.55	12.30	12.48	12.34	11.87	12.28	12.99		
		Cumulative time (s)	132.32	121.84	110.63	98.76	86.80	74.26	61.96	49.48	37.14	25.27	12.99	2:12.31	
		Speed (m/s)	9.54	17.83	16.85	16.72	15.94	16.26	16.03	16.21	16.85	16.29	15.40	15.87	
		Stride length (m)	4.13	7.61	7.48	7.62	7.29	7.38	7.15	7.11	7.30	7.23	6.95	7.05	
		Stride duration (s)	0.431	0.427	0.444	0.456	0.457	0.454	0.446	0.439	0.433	0.444	0.451	0.444	
		Stride efficiency (%)	26.71	90.56	87.36	90.82	82.94	85.14	79.95	79.02	83.19	81.75	75.40	77.64	
		Stride count	24.19	26.27	26.75	26.23	27.45	27.10	27.96	28.12	27.41	27.65	28.79	297.92	

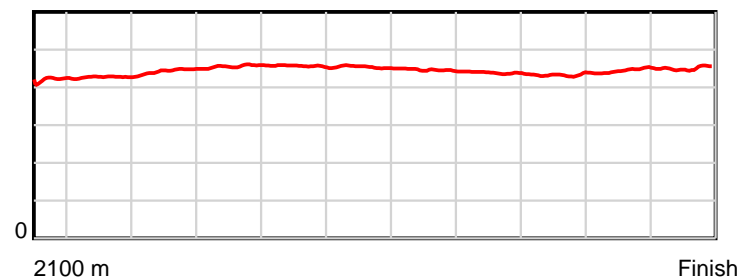
10 m

Stride length



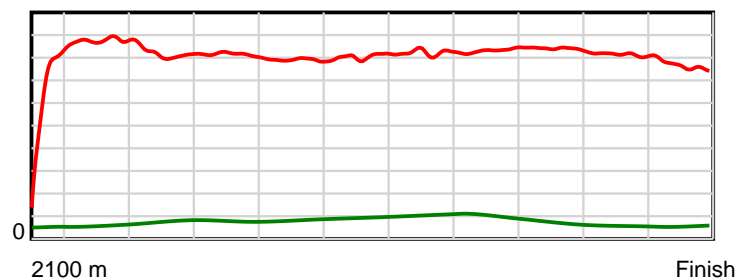
0.6 s

Stride duration



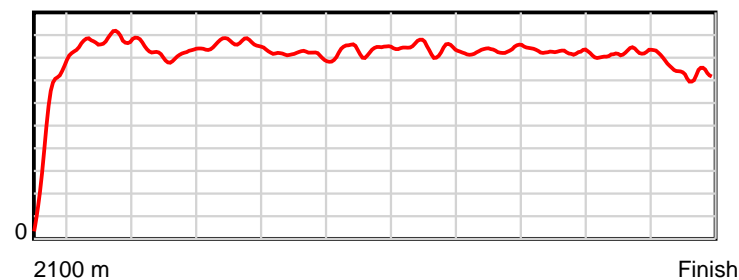
20 m/sec

Speed



100 %

Stride efficiency



Note: Horizontal distance axis grid lines are 200m furlongs.

Disclaimer.

Tasracing Pty Ltd and Thoroughbred Ratings Pty Ltd accepts no responsibility for the completeness or accuracy of any of the information contained herein, and makes no representations about its suitability for any particular purpose. Users should make their own judgements about those matters and/or seek independent advice. You assume all risks associated with use of the data provided on this page.

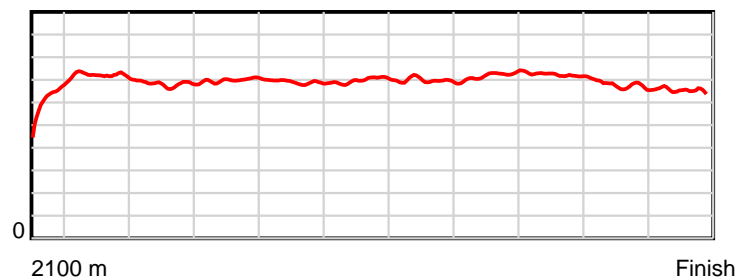
Race Results

November 12, 2014, Race 9, BM62, Distance 2100m, Mowbray - Offset 4m

Result	TAB no.	Horse (Barrier)	2100 to 2000m	2000m to 1800m	1800m to 1600m	1600m to 1400m	1400m to 1200m	1200m to 1000m	1000m to 800m	800m to 600m	600m to 400m	400m to 200m	200m to WP	Total or Average	Margin
3rd	5	Spun Sugar (4)													
		Position in running (margin)	-	6(0.0)	4(0.0)	4(0.0)	4(0.0)	4(0.0)	4(0.0)	4(0.0)	4(0.0)	4(0.0)	4(0.0)		1.30
		Sectional time (s)	11.10	11.27	11.67	12.21	12.91	12.45	12.50	11.80	11.29	12.53	12.65		
		Cumulative time (s)	132.38	121.28	110.01	98.34	86.13	73.22	60.77	48.27	36.47	25.18	12.65	2:12.37	
		Speed (m/s)	9.01	17.75	17.14	16.38	15.49	16.06	16.00	16.95	17.71	15.96	15.81	15.86	
		Stride length (m)	4.01	7.47	7.35	7.16	6.91	6.98	6.82	6.97	7.31	6.62	6.67	6.77	
		Stride duration (s)	0.439	0.421	0.429	0.437	0.446	0.434	0.426	0.411	0.412	0.415	0.422	0.427	
		Stride efficiency (%)	25.15	87.20	84.33	80.21	74.71	76.06	72.75	75.93	83.45	68.51	69.48	71.71	
		Stride count	24.93	26.77	27.22	27.92	28.93	28.67	29.31	28.69	27.37	30.21	29.99	310.01	

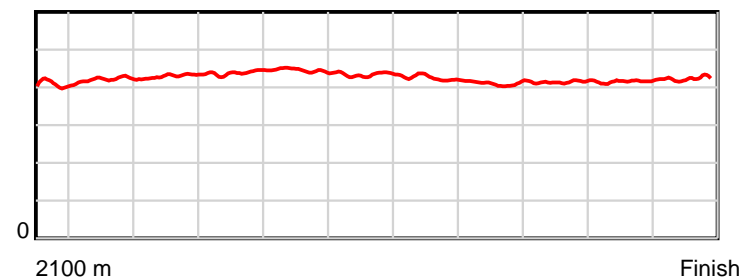
10 m

Stride length



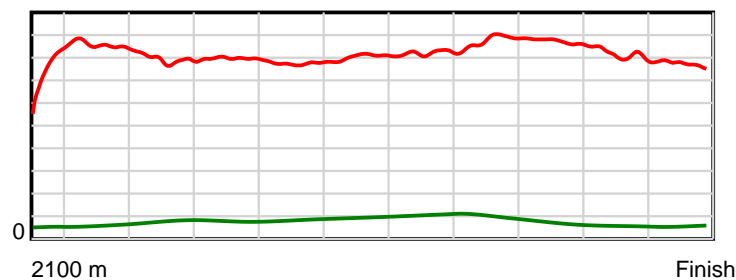
0.6 s

Stride duration



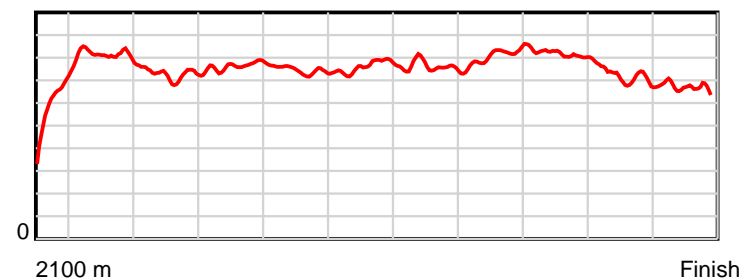
20 m/sec

Speed



100 %

Stride efficiency



Note: Horizontal distance axis grid lines are 200m furlongs.

Disclaimer.


Tasracing Pty Ltd and Thoroughbred Ratings Pty Ltd accepts no responsibility for the completeness or accuracy of any of the information contained herein, and makes no representations about its suitability for any particular purpose. Users should make their own judgements about those matters and/or seek independent advice. You assume all risks associated with use of the data provided on this page.

Race Results

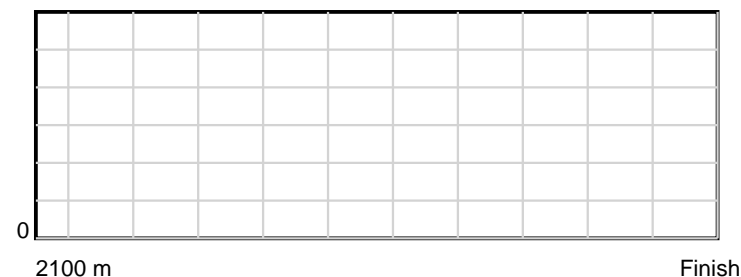
November 12, 2014, Race 9, BM62, Distance 2100m, Mowbray - Offset 4m

Result	TAB no.	Horse (Barrier)	2100 to	2000m to	1800m to	1600m to	1400m to	1200m to	1000m to	800m to	600m to	400m to	200m to	Total or	Margin
4th	4	Mister Baldock (7)	2000m	1800m	1600m	1400m									
		Position in running (margin)	-	0(0.0)	0(0.0)	0(0.0)	0(0.0)								
		Sectional time (s)	10.64	12.02	12.10	12.53	11.77								
		Cumulative time (s)	132.47	121.83	109.81	97.71	85.18								
		Speed (m/s)	9.40	16.64	16.53	15.96	15.85								
		Stride length (m)	4.28	7.48	7.52	7.18	8.05								
		Stride duration (s)	0.459	0.449	0.455	0.450	0.474								
		Stride efficiency (%)	28.66	87.33	88.40	80.59	101.22								
		Stride count	23.35	26.75	26.59	27.85	24.85								

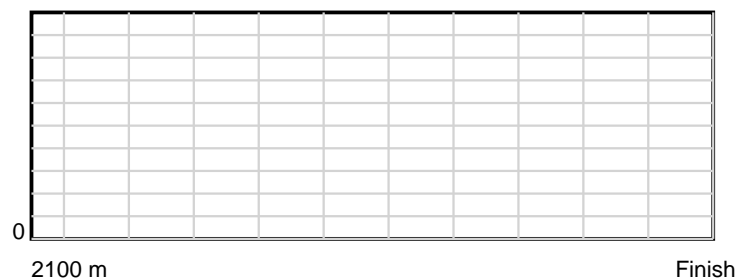
10 m Stride length



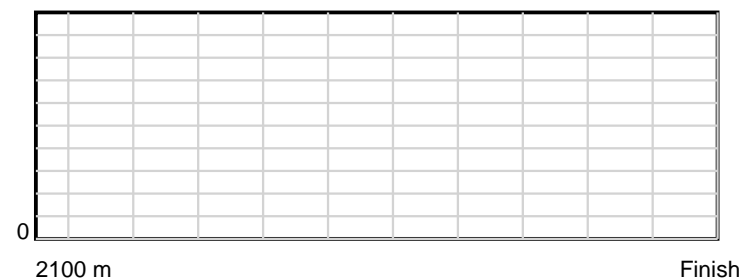
0.6 s Stride duration



20 m/sec Speed



100 % Stride efficiency



Note: Horizontal distance axis grid lines are 200m furlongs.

Disclaimer.

Tasracing Pty Ltd and Thoroughbred Ratings Pty Ltd accepts no responsibility for the completeness or accuracy of any of the information contained herein, and makes no representations about its suitability for any particular purpose. Users should make their own judgements about those matters and/or seek independent advice. You assume all risks associated with use of the data provided on this page.

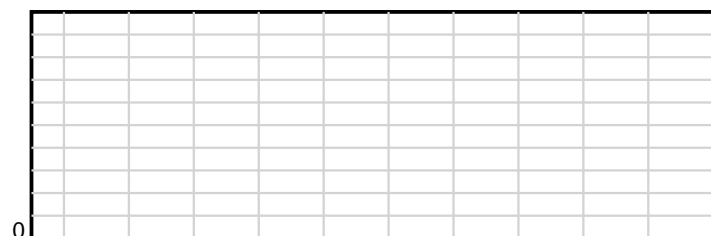
Race Results

November 12, 2014, Race 9, BM62, Distance 2100m, Mowbray - Offset 4m

Result	TAB no.	Horse (Barrier)	2100 to	2000m to	1800m to	1600m to	1400m to	1200m to	1000m to	800m to	600m to	400m to	200m to	Total or	Margin
5th	1	Kings View (5)													
		Position in running (margin)													
		Sectional time (s)													
		Cumulative time (s)													
		Speed (m/s)													
		Stride length (m)													
		Stride duration (s)													
		Stride efficiency (%)													
		Stride count													

10 m

Stride length




2100 m

Finish

0.6 s

Stride duration

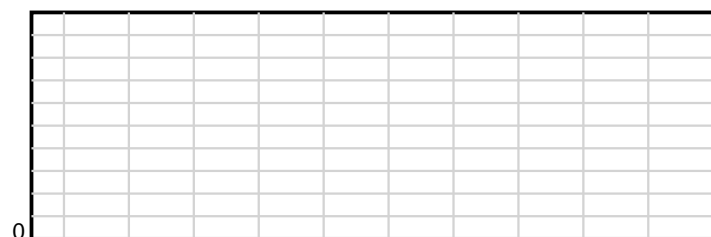


2100 m

Finish

20 m/sec

Speed

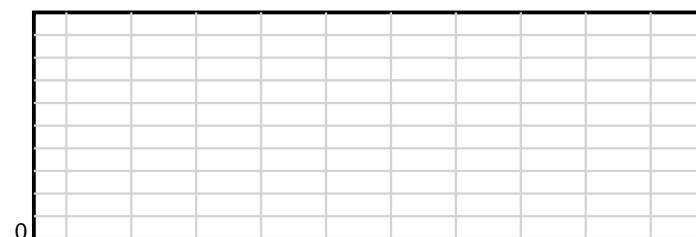


2100 m

Finish

100 %

Stride efficiency



2100 m

Finish

Note: Horizontal distance axis grid lines are 200m furlongs.

Disclaimer.

Tasracing Pty Ltd and Thoroughbred Ratings Pty Ltd accepts no responsibility for the completeness or accuracy of any of the information contained herein, and makes no representations about its suitability for any particular purpose. Users should make their own judgements about those matters and/or seek independent advice. You assume all risks associated with use of the data provided on this page.

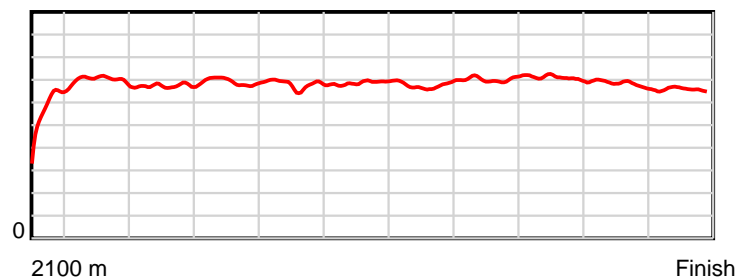
Race Results

November 12, 2014, Race 9, BM62, Distance 2100m, Mowbray - Offset 4m

Result	TAB no.	Horse (Barrier)	2100 to	2000m to	1800m to	1600m to	1400m to	1200m to	1000m to	800m to	600m to	400m to	200m to	Total or	Margin
6th	7	Stacy Ann (3)	2000m	1800m	1600m	1400m	1200m	1000m	800m	600m	400m	200m	WP	Average	
		Position in running (margin)	-	7(0.0)	7(0.0)	7(0.0)	7(0.0)	7(0.0)	7(0.0)	7(0.0)	7(0.0)	6(0.0)	6(0.0)		5.60
		Sectional time (s)	11.46	11.59	11.99	12.35	12.64	12.40	12.59	11.94	11.29	12.27	12.68		
		Cumulative time (s)	133.20	121.74	110.15	98.16	85.80	73.16	60.76	48.17	36.23	24.94	12.68	2:13.19	
		Speed (m/s)	8.73	17.26	16.68	16.19	15.82	16.13	15.89	16.75	17.71	16.30	15.77	15.77	
		Stride length (m)	4.14	7.30	7.15	7.06	6.91	6.85	6.69	6.88	7.19	6.78	6.57	6.71	
		Stride duration (s)	0.469	0.423	0.429	0.436	0.437	0.424	0.421	0.411	0.406	0.416	0.416	0.426	
		Stride efficiency (%)	26.82	83.32	79.83	77.89	74.58	73.22	69.96	74.01	80.81	71.75	67.38	70.46	
		Stride count	24.14	27.39	27.98	28.33	28.95	29.22	29.89	29.06	27.81	29.51	30.46	312.74	

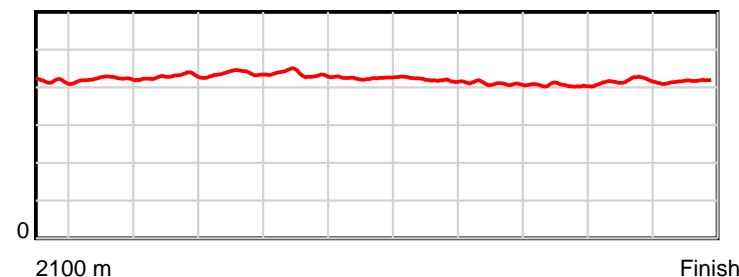
10 m

Stride length



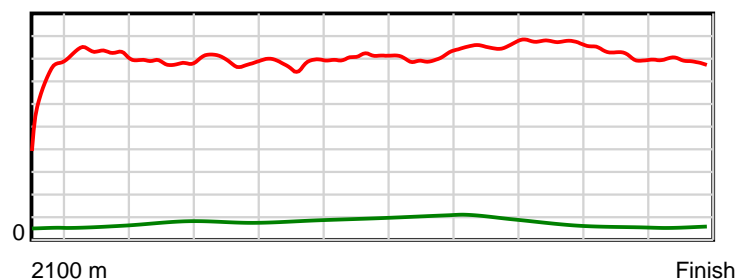
0.6 s

Stride duration



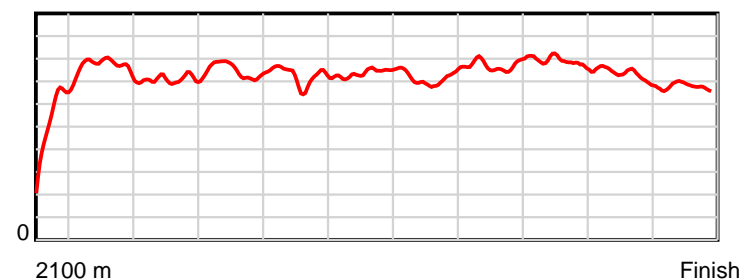
20 m/sec

Speed



100 %

Stride efficiency



Note: Horizontal distance axis grid lines are 200m furlongs.

Disclaimer.

Tasracing Pty Ltd and Thoroughbred Ratings Pty Ltd accepts no responsibility for the completeness or accuracy of any of the information contained herein, and makes no representations about its suitability for any particular purpose. Users should make their own judgements about those matters and/or seek independent advice. You assume all risks associated with use of the data provided on this page.

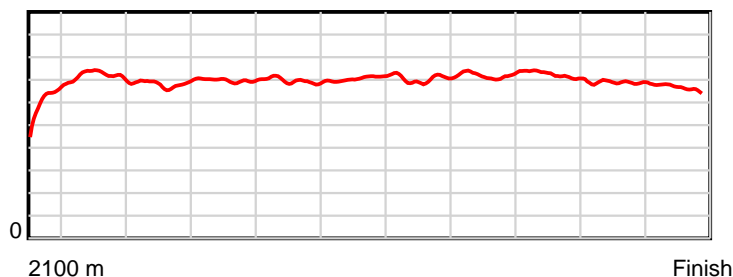
Race Results

November 12, 2014, Race 9, BM62, Distance 2100m, Mowbray - Offset 4m

Result	TAB no.	Horse (Barrier)	2100 to	2000m to	1800m to	1600m to	1400m to	1200m to	1000m to	800m to	600m to	400m to	200m to	Total or	Margin
7th	3	Sister Quest (2)	2000m	1800m	1600m	1400m	1200m	1000m	800m	600m	400m	200m	WP	Average	
		Position in running (margin)	-	5(0.0)	6(0.0)	5(0.0)	6(0.0)	6(0.0)	6(0.0)	5(0.0)	5(0.0)	5(0.0)	5(0.0)		9.90
		Sectional time (s)	11.34	11.52	11.84	12.56	12.59	12.21	12.35	11.98	11.44	12.61	13.58		
		Cumulative time (s)	134.03	122.69	111.17	99.33	86.77	74.18	61.97	49.61	37.63	26.19	13.58	2:14.03	
		Speed (m/s)	8.82	17.36	16.89	15.92	15.89	16.38	16.19	16.69	17.48	15.86	14.73	15.67	
		Stride length (m)	4.26	7.44	7.29	7.15	7.07	7.12	6.98	7.01	7.35	6.79	6.70	6.87	
		Stride duration (s)	0.474	0.429	0.431	0.449	0.445	0.435	0.431	0.420	0.420	0.428	0.455	0.438	
		Stride efficiency (%)	28.39	86.58	83.01	79.98	78.17	79.13	76.03	76.68	84.35	72.00	70.06	73.65	
		Stride count	23.46	26.87	27.44	27.96	28.28	28.11	28.67	28.55	27.22	29.46	29.87	305.89	

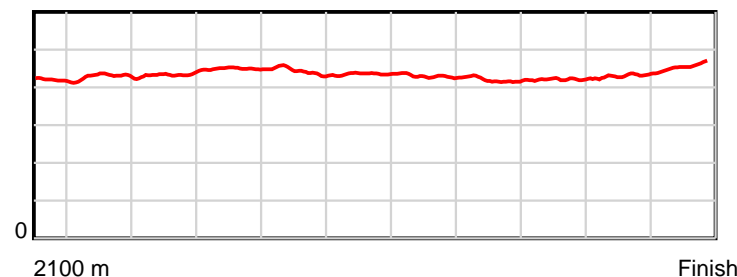
10 m

Stride length



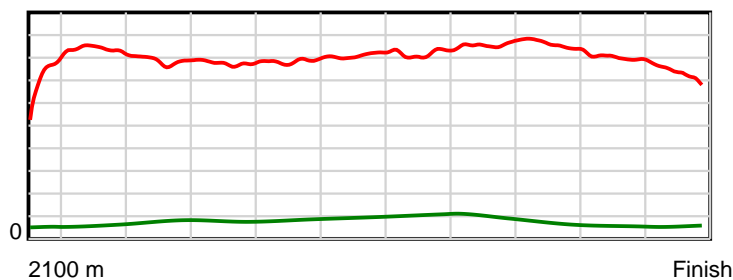
0.6 s

Stride duration



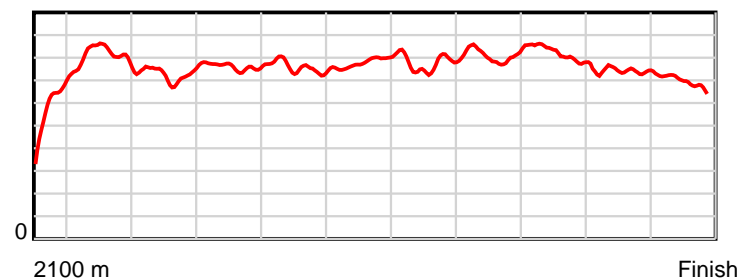
20 m/sec

Speed



100 %

Stride efficiency



Note: Horizontal distance axis grid lines are 200m furlongs.

Disclaimer.


Tasracing Pty Ltd and Thoroughbred Ratings Pty Ltd accepts no responsibility for the completeness or accuracy of any of the information contained herein, and makes no representations about its suitability for any particular purpose. Users should make their own judgements about those matters and/or seek independent advice. You assume all risks associated with use of the data provided on this page.

Race Results

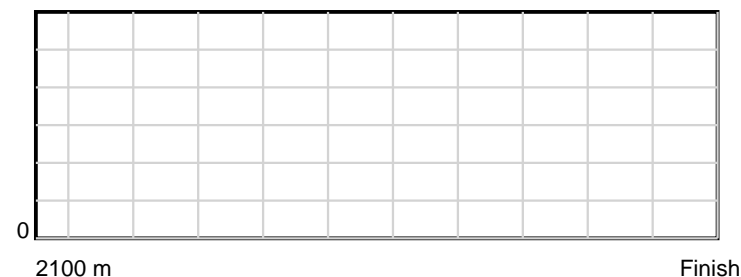
November 12, 2014, Race 9, BM62, Distance 2100m, Mowbray - Offset 4m

Result	TAB no.	Horse (Barrier)	2100 to	2000m to	1800m to	1600m to	1400m to	1200m to	1000m to	800m to	600m to	400m to	200m to	Total or	Margin
8th	6	One At a Time (8)													
		Position in running (margin)													
		Sectional time (s)													
		Cumulative time (s)													
		Speed (m/s)													
		Stride length (m)													
		Stride duration (s)													
		Stride efficiency (%)													
		Stride count													

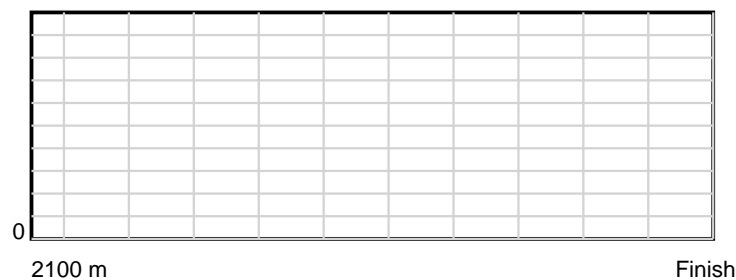
10 m Stride length



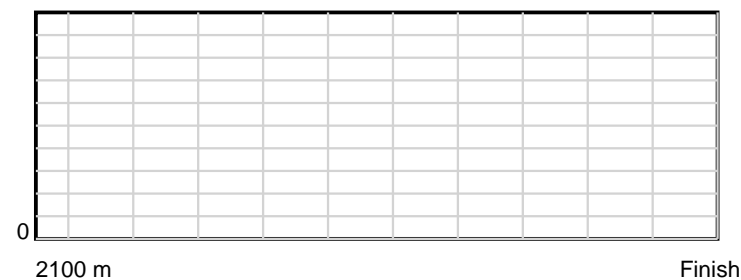
0.6 s Stride duration



20 m/sec Speed



100 % Stride efficiency



Note: Horizontal distance axis grid lines are 200m furlongs.

Disclaimer.

Tasracing Pty Ltd and Thoroughbred Ratings Pty Ltd accepts no responsibility for the completeness or accuracy of any of the information contained herein, and makes no representations about its suitability for any particular purpose. Users should make their own judgements about those matters and/or seek independent advice. You assume all risks associated with use of the data provided on this page.

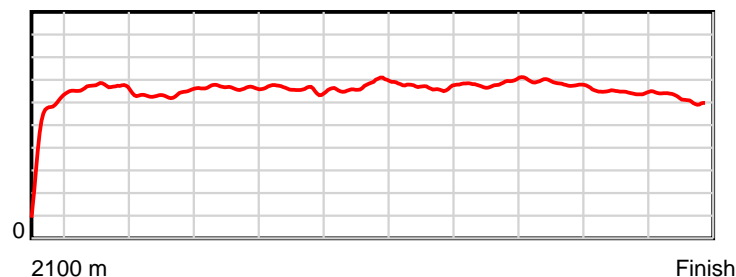
Race Results

November 12, 2014, Race 9, BM62, Distance 2100m, Mowbray - Offset 4m

Result	TAB no.	Horse (Barrier)	2100 to	2000m to	1800m to	1600m to	1400m to	1200m to	1000m to	800m to	600m to	400m to	200m to	Total or	Margin
9th	9	St Anne (1)	2000m	1800m	1600m	1400m	1200m	1000m	800m	600m	400m	200m	WP	Average	
		Position in running (margin)	-	4(0.0)	5(0.0)	6(0.0)	5(0.0)	5(0.0)	5(0.0)	6(0.0)	6(0.0)	7(0.0)	7(0.0)		17.50
		Sectional time (s)	11.28	11.49	12.11	12.28	12.71	12.27	12.56	12.15	11.67	13.18	13.81		
		Cumulative time (s)	135.52	124.24	112.76	100.65	88.36	75.65	63.38	50.82	38.67	27.00	13.81	2:15.52	
		Speed (m/s)	8.87	17.41	16.52	16.29	15.74	16.30	15.92	16.46	17.14	15.17	14.48	15.50	
		Stride length (m)	3.62	6.94	6.82	6.87	6.72	6.78	6.55	6.62	6.97	6.38	6.33	6.43	
		Stride duration (s)	0.396	0.399	0.413	0.422	0.427	0.416	0.412	0.402	0.407	0.420	0.437	0.415	
		Stride efficiency (%)	20.53	75.24	72.66	73.71	70.65	71.77	67.14	68.47	75.82	63.54	62.58	64.65	
		Stride count	27.59	28.82	29.33	29.12	29.74	29.51	30.51	30.21	28.71	31.36	31.60	326.50	

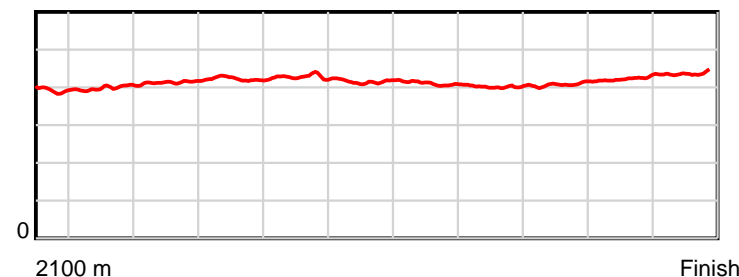
10 m

Stride length



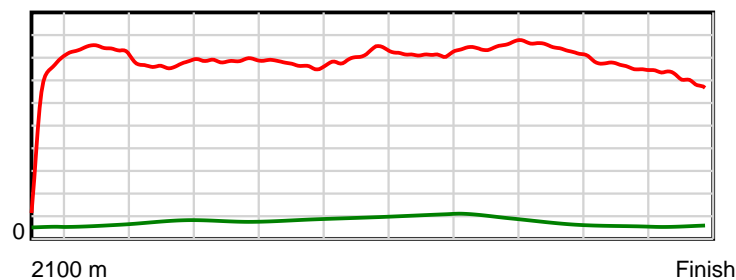
0.6 s

Stride duration



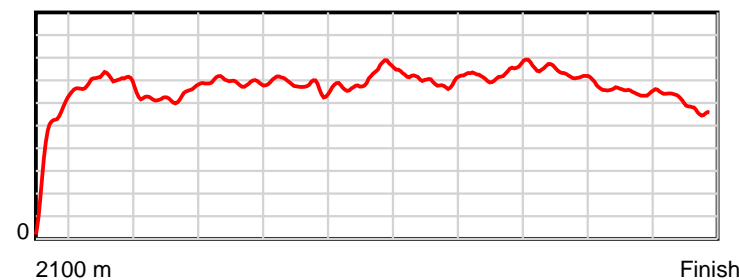
20 m/sec

Speed



100 %

Stride efficiency



Note: Horizontal distance axis grid lines are 200m furlongs.

Disclaimer.

Tasracing Pty Ltd and Thoroughbred Ratings Pty Ltd accepts no responsibility for the completeness or accuracy of any of the information contained herein, and makes no representations about its suitability for any particular purpose. Users should make their own judgements about those matters and/or seek independent advice. You assume all risks associated with use of the data provided on this page.