



Greyhound Early Speed Maps

Hobart 11 December 2014

Tasracing's Greyhound Early Speed Maps identify greyhounds who have run their first sectionals the fastest on average over all previous starts providing an indication of future performance. The longer horizontal bars represent faster starters.

BFS@Box - Indicates the fastest first split time the greyhound has recorded from this box, and the number of times it has started in this box number.

BFS - Best First Split.

Av FS - Average First Split

Race 1	Grade: Juvenile	Dist: 461					
Box	Name	BFS@Box	BFS	Av FS	Starts at this track/dist	Early Speed Map	
1	BLACK SIENNA	5.26 (1)	5.21	5.24	2		
2	MOVING MONEY		5.22	5.22	1		
3	WORK IT						
4	KNEAD THE DOUGH	5.37 (2)	5.3	5.38	4		
5	BOBBYS SPELL						
6	FLASH REBEL		5.33	5.33	1		
7	KIALDU SCARLET		5.3	5.3	1		
8	HALF CENTURY		5.23	5.25	3		
9	TARMA LASS						
10	PARMI PARMA						

Disclaimer: Tasracing Pty Ltd accepts no responsibility for the completeness or accuracy of any of the information contained herein, and makes no representations about its suitability for any particular purpose. Users should make their own judgements about those matters and/or seek independent advice. You assume all risks associated with use of the data provided on this page.
Copyright Tasracing 2014. Not to be reproduced or distributed without permission.



Greyhound Early Speed Maps




Hobart 11 December 2014

Tasracing's Greyhound Early Speed Maps identify greyhounds who have run their first sectionals the fastest on average over all previous starts providing an indication of future performance. The longer horizontal bars represent faster starters.

BFS@Box - Indicates the fastest first split time the greyhound has recorded from this box, and the number of times it has started in this box number.

BFS - Best First Split.

Av FS - Average First Split

Race 2	Grade: Juvenile Graduation	Dist: 599					
Box	Name	BFS@Box	BFS	Av FS	Starts at this track/dist	Early Speed Map	
1	COVEY						
2	COCOMOTION						
3	REAL IMPACT						
4	MAURIE BABA	5.24 (1)	5.24	5.33	5		
5	ITS CRUNCH TIME		5.35	5.47	3		
6	CHINA POWER						
7	KILTYS FLYER						
8	ABLE CHIEF						
9	TRUDELS		5.48	5.48	1		
10							

Disclaimer: Tasracing Pty Ltd accepts no responsibility for the completeness or accuracy of any of the information contained herein, and makes no representations about its suitability for any particular purpose. Users should make their own judgements about those matters and/or seek independent advice. You assume all risks associated with use of the data provided on this page.

Copyright Tasracing 2014. Not to be reproduced or distributed without permission.



Greyhound Early Speed Maps

Hobart 11 December 2014

Tasracing's Greyhound Early Speed Maps identify greyhounds who have run their first sectionals the fastest on average over all previous starts providing an indication of future performance. The longer horizontal bars represent faster starters.

BFS@Box - Indicates the fastest first split time the greyhound has recorded from this box, and the number of times it has started in this box number.

BFS - Best First Split.

Av FS - Average First Split

Race 3	Grade: Heat	Dist: 461					
Box	Name	BFS@Box	BFS	Av FS	Starts at this track/dist	Early Speed Map	
1	HEKATE BELLE						
2	SIR BUDDY	5.38 (1)	5.08	5.22	17		
3	SCENIC SHOT						
4	BIT HOT RUSTY	5.22 (1)	5.14	5.3	10		
5	LOU JAMES	5.28 (3)	5.28	5.34	18		
6	BAINS LANE	5.18 (4)	5.12	5.24	22		
7	RIP AND TEAR	5.09 (1)	5.09	5.15	8		
8	SENROR SLAMMA		5.01	5.15	13		
9							
10							

Disclaimer: Tasracing Pty Ltd accepts no responsibility for the completeness or accuracy of any of the information contained herein, and makes no representations about its suitability for any particular purpose. Users should make their own judgements about those matters and/or seek independent advice. You assume all risks associated with use of the data provided on this page.
Copyright Tasracing 2014. Not to be reproduced or distributed without permission.



Greyhound Early Speed Maps

Hobart 11 December 2014

Tasracing's Greyhound Early Speed Maps identify greyhounds who have run their first sectionals the fastest on average over all previous starts providing an indication of future performance. The longer horizontal bars represent faster starters.

BFS@Box - Indicates the fastest first split time the greyhound has recorded from this box, and the number of times it has started in this box number.

BFS - Best First Split.

Av FS - Average First Split

Race 4	Grade: Heat	Dist: 461					
Box	Name	BFS@Box	BFS	Av FS	Starts at this track/dist	Early Speed Map	
1	HELISKI		5.14	5.27	9		
2	TOP SECRET						
3	WAREHOUSE MOUSE		5.2	5.33	4		
4	DYNA VILLA						
5							
6	WYNBURN WIZARD	5.28 (1)	5.1	5.25	5		
7	DANIELS BAY	5.3 (2)	5.21	5.27	12		
8	PIPSTAR	5.16 (2)	5.07	5.18	17		
9							
10							

Disclaimer: Tasracing Pty Ltd accepts no responsibility for the completeness or accuracy of any of the information contained herein, and makes no representations about its suitability for any particular purpose. Users should make their own judgements about those matters and/or seek independent advice. You assume all risks associated with use of the data provided on this page.
Copyright Tasracing 2014. Not to be reproduced or distributed without permission.



Greyhound Early Speed Maps







Hobart 11 December 2014

Tasracing's Greyhound Early Speed Maps identify greyhounds who have run their first sectionals the fastest on average over all previous starts providing an indication of future performance. The longer horizontal bars represent faster starters.

BFS@Box - Indicates the fastest first split time the greyhound has recorded from this box, and the number of times it has started in this box number.

BFS - Best First Split.

Av FS - Average First Split

Race 5	Grade: Heat	Dist: 461					
Box	Name	BFS@Box	BFS	Av FS	Starts at this track/dist	Early Speed Map	
1	MENTAL AS BEN	5.22 (3)	5.12	5.22	13		
2	GEMSTONE JACK	5.16 (4)	5.16	5.25	19		
3	SIZE DOES MATTER		5.24	5.24	1		
4	BLURRED LINES						
5	WEE FIRE	5.1 (2)	5.09	5.16	18		
6	KINLOCHS FURY		5.18	5.25	8		
7	BRUNY VENTURE	5.16 (1)	5.12	5.19	12		
8	REBELATION						
9							
10							

Disclaimer: Tasracing Pty Ltd accepts no responsibility for the completeness or accuracy of any of the information contained herein, and makes no representations about its suitability for any particular purpose. Users should make their own judgements about those matters and/or seek independent advice. You assume all risks associated with use of the data provided on this page.
Copyright Tasracing 2014. Not to be reproduced or distributed without permission.



Greyhound Early Speed Maps

Hobart 11 December 2014

Tasracing's Greyhound Early Speed Maps identify greyhounds who have run their first sectionals the fastest on average over all previous starts providing an indication of future performance. The longer horizontal bars represent faster starters.

BFS@Box - Indicates the fastest first split time the greyhound has recorded from this box, and the number of times it has started in this box number.

BFS - Best First Split.

Av FS - Average First Split

Race 6	Grade: Heat	Dist: 461					
Box	Name	BFS@Box	BFS	Av FS	Starts at this track/dist	Early Speed Map	
1	SHANLYN VAPOUR	5.15 (6)	5.07	5.21	31		
2	QUARTZ BALE						
3	PUNK PIRATE		5.21	5.21	1		
4	AROME PECHE	5.1 (2)	5.1	5.16	11		
5	RIDE THE RAILS						
6	THAT WAS THEN	5.11 (2)	5.08	5.15	21		
7	GET IT RIGHT		5.07	5.23	8		
8	NIGHT TREMORS		5.18	5.23	6		
9							
10							

Disclaimer: Tasracing Pty Ltd accepts no responsibility for the completeness or accuracy of any of the information contained herein, and makes no representations about its suitability for any particular purpose. Users should make their own judgements about those matters and/or seek independent advice. You assume all risks associated with use of the data provided on this page.
Copyright Tasracing 2014. Not to be reproduced or distributed without permission.



Greyhound Early Speed Maps

Hobart 11 December 2014

Tasracing's Greyhound Early Speed Maps identify greyhounds who have run their first sectionals the fastest on average over all previous starts providing an indication of future performance. The longer horizontal bars represent faster starters.

BFS@Box - Indicates the fastest first split time the greyhound has recorded from this box, and the number of times it has started in this box number.

BFS - Best First Split.

Av FS - Average First Split

Race 7	Grade: Heat	Dist: 461					
Box	Name	BFS@Box	BFS	Av FS	Starts at this track/dist	Early Speed Map	
1	BUCKLE UP WES		5.08	5.14	15		
2	PUNK PANTHER		5.37	5.37	1		
3	MIDNIGHT BIRD	5.3 (5)	5.24	5.33	16		
4	HAY TY		5.14	5.14	1		
5	HELLYEAH BOLT	5.07 (3)	5.07	5.18	19		
6	WAYMORES BLUES						
7	BLUE MCCOOL		5.14	5.21	15		
8	COSMIC FIRE		5.21	5.27	14		
9							
10							

Disclaimer: Tasracing Pty Ltd accepts no responsibility for the completeness or accuracy of any of the information contained herein, and makes no representations about its suitability for any particular purpose. Users should make their own judgements about those matters and/or seek independent advice. You assume all risks associated with use of the data provided on this page.
Copyright Tasracing 2014. Not to be reproduced or distributed without permission.



Greyhound Early Speed Maps

Hobart 11 December 2014

Tasracing's Greyhound Early Speed Maps identify greyhounds who have run their first sectionals the fastest on average over all previous starts providing an indication of future performance. The longer horizontal bars represent faster starters.

BFS@Box - Indicates the fastest first split time the greyhound has recorded from this box, and the number of times it has started in this box number.

BFS - Best First Split.

Av FS - Average First Split

Race 8	Grade: Heat	Dist: 461					
Box	Name	BFS@Box	BFS	Av FS	Starts at this track/dist	Early Speed Map	
1	UNDERCLASS HERO		5.22	5.32	9		
2	WYNBURN LOCO		5.26	5.32	6		
3	BIG TICKET						
4	GOOD QUESTION		5.2	5.24	7		
5	SING THE SONG	5.15 (3)	5.05	5.21	10		
6	AXIS BALE						
7	KICKING ROCKS						
8	WHODAT DUDE		5.26	5.31	6		
9							
10							

Disclaimer: Tasracing Pty Ltd accepts no responsibility for the completeness or accuracy of any of the information contained herein, and makes no representations about its suitability for any particular purpose. Users should make their own judgements about those matters and/or seek independent advice. You assume all risks associated with use of the data provided on this page.

Copyright Tasracing 2014. Not to be reproduced or distributed without permission.



Greyhound Early Speed Maps








Hobart 11 December 2014

Tasracing's Greyhound Early Speed Maps identify greyhounds who have run their first sectionals the fastest on average over all previous starts providing an indication of future performance. The longer horizontal bars represent faster starters.

BFS@Box - Indicates the fastest first split time the greyhound has recorded from this box, and the number of times it has started in this box number.

BFS - Best First Split.

Av FS - Average First Split

Race 9	Grade: Heat	Dist: 461					
Box	Name	BFS@Box	BFS	Av FS	Starts at this track/dist	Early Speed Map	
1	GOOD ODDS DEMON		5.17	5.26	7		
2	WYNBURN RUSH	5.2 (1)	5.15	5.19	6		
3	BUCKLE UP BARNEY	5.29 (2)	5.16	5.29	22		
4	ABOVE ALL						
5	ROCKVEL	5.17 (7)	5.09	5.2	33		
6	GET UP ALVIN	5.23 (5)	5.17	5.27	20		
7	PINTO PRONTO	5.32 (1)	5.2	5.28	20		
8	WINSOME TOMMY		5.2	5.26	5		
9							
10							

Disclaimer: Tasracing Pty Ltd accepts no responsibility for the completeness or accuracy of any of the information contained herein, and makes no representations about its suitability for any particular purpose. Users should make their own judgements about those matters and/or seek independent advice. You assume all risks associated with use of the data provided on this page.
Copyright Tasracing 2014. Not to be reproduced or distributed without permission.



Greyhound Early Speed Maps

Hobart 11 December 2014

Tasracing's Greyhound Early Speed Maps identify greyhounds who have run their first sectionals the fastest on average over all previous starts providing an indication of future performance. The longer horizontal bars represent faster starters.

BFS@Box - Indicates the fastest first split time the greyhound has recorded from this box, and the number of times it has started in this box number.

BFS - Best First Split.

Av FS - Average First Split

Race 10		Grade: Heat	Dist: 461				
Box	Name	BFS@Box	BFS	Av FS	Starts at this track/dist	Early Speed Map	
1	BREAKERS TIP	5.2 (2)	5.12	5.23	10		
2	IZON DESTRUCTION		5.06	5.21	10		
3	WALK HARD	5.31 (1)	5.19	5.25	2		
4	JANDA		5.08	5.19	13		
5	WHITE SPYRO		5.06	5.06	1		
6	NATIONAL TIME						
7	BUCKLE UP FLETCH	5.1 (1)	5.09	5.17	13		
8	LITTLE TURN	5.34 (1)	5.18	5.24	5		
9							
10							

Disclaimer: Tasracing Pty Ltd accepts no responsibility for the completeness or accuracy of any of the information contained herein, and makes no representations about its suitability for any particular purpose. Users should make their own judgements about those matters and/or seek independent advice. You assume all risks associated with use of the data provided on this page.

Copyright Tasracing 2014. Not to be reproduced or distributed without permission.



Greyhound Early Speed Maps

Hobart 11 December 2014

Tasracing's Greyhound Early Speed Maps identify greyhounds who have run their first sectionals the fastest on average over all previous starts providing an indication of future performance. The longer horizontal bars represent faster starters.

BFS@Box - Indicates the fastest first split time the greyhound has recorded from this box, and the number of times it has started in this box number.

BFS - Best First Split.

Av FS - Average First Split

Race 11	Grade: Maiden	Dist: 461					
Box	Name	BFS@Box	BFS	Av FS	Starts at this track/dist	Early Speed Map	
1	CLASSIC CHONG	5.26 (1)	5.23	5.27	3		
2	KENNYS MOOSE						
3	BEEMO	5.23 (1)	5.2	5.31	13		
4	SHOTGUN ANNIE	5.27 (1)	5.17	5.24	8		
5	SHANLYN PEARL		5.29	5.36	4		
6	WINE CLUB		5.26	5.29	5		
7	RUBY BAILEY	5.27 (2)	5.24	5.3	5		
8	ARNHEN VILLAIN		5.25	5.3	2		
9	CLASSIC JUDD		5.23	5.33	3		
10	BANK DETAILS		5.37	5.43	5		

Disclaimer: Tasracing Pty Ltd accepts no responsibility for the completeness or accuracy of any of the information contained herein, and makes no representations about its suitability for any particular purpose. Users should make their own judgements about those matters and/or seek independent advice. You assume all risks associated with use of the data provided on this page.
Copyright Tasracing 2014. Not to be reproduced or distributed without permission.