



Race Results

Tasmanian Turf Club, Launceston, October 08, 2014

Compilation date: October 9, 2014, 2:51:17 PM (EST)

Copyright © 2014 Tasracing Pty Ltd. All rights reserved.

Trademarks.

StrideMASTER is a registered trademark of Thoroughbred Ratings Pty Ltd.

Disclaimer.

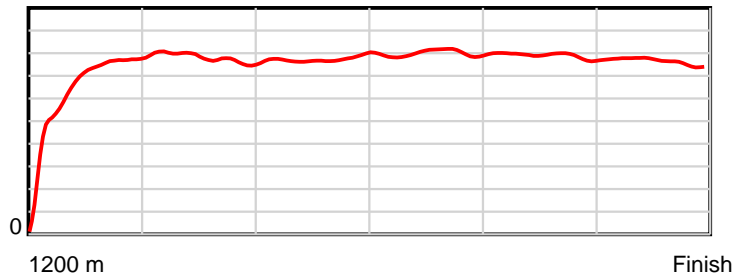
Tasracing Pty Ltd and Thoroughbred Ratings Pty Ltd accepts no responsibility for the completeness or accuracy of any of the information contained herein, and makes no representations about its suitability for any particular purpose. Users should make their own judgements about those matters and/or seek independent advice. You assume all risks associated with use of the data provided on this page.

Race Results

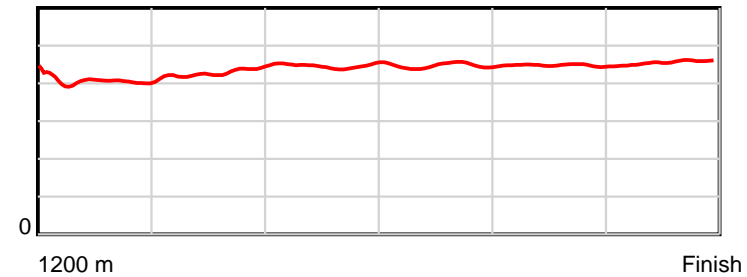
October 08, 2014, Race 1, CL1, Distance 1200m, Mowbray - Offset 0m

Result	TAB no.	Horse (Barrier)	1200 to	1000m to	800m to	600m to	400m to	200m to	Total or	Margin
1st	1	Bideford (10)	1000m	800m	600m	400m	200m	WP	Average	
		Position in running (margin)	-	4(0.8)	2(0.2)	2(0.4)	1(0.0)	1(0.0)		0.00
		Sectional time (s)	14.05	11.06	11.57	10.87	11.58	11.96		
		Cumulative time (s)	71.09	57.04	45.97	34.40	23.54	11.96	1:11.09	
		Speed (m/s)	14.23	18.08	17.29	18.40	17.27	16.72	16.88	
		Stride length (m)	5.77	7.76	7.73	8.21	7.74	7.62	7.37	
		Stride duration (s)	0.405	0.429	0.447	0.446	0.448	0.456	0.437	
		Stride efficiency (%)	51.98	94.17	93.29	105.37	93.60	90.76	84.94	
		Stride count	34.68	25.76	25.88	24.36	25.84	26.24	162.76	

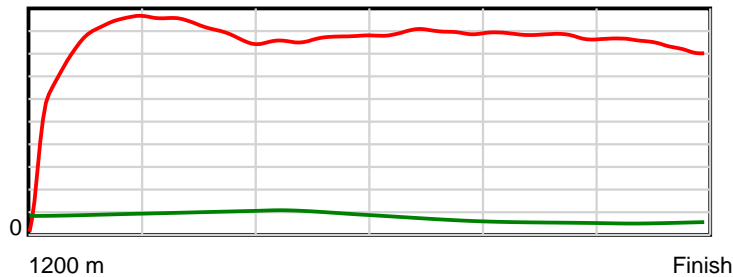
10 m Stride length



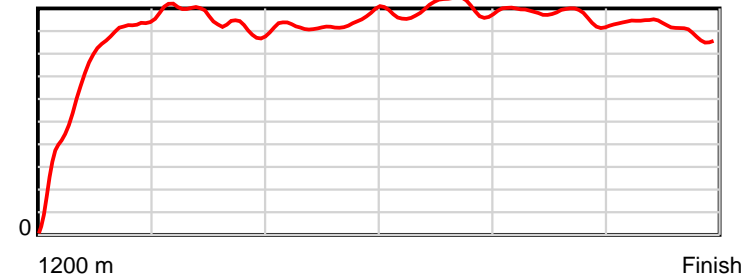
0.6 s Stride duration



20 m/sec Speed



100 % Stride efficiency



Note: Horizontal distance axis grid lines are 200m furlongs.

Disclaimer.

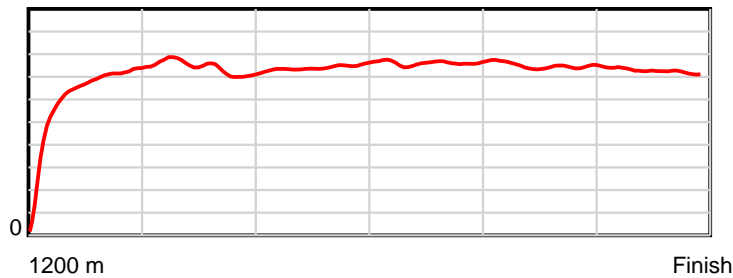
Tasracing Pty Ltd and Thoroughbred Ratings Pty Ltd accepts no responsibility for the completeness or accuracy of any of the information contained herein, and makes no representations about its suitability for any particular purpose. Users should make their own judgements about those matters and/or seek independent advice. You assume all risks associated with use of the data provided on this page.

Race Results

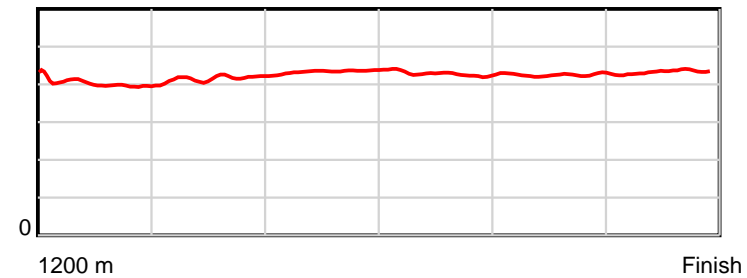
October 08, 2014, Race 1, CL1, Distance 1200m, Mowbray - Offset 0m

Result	TAB no.	Horse (Barrier)	1200 to	1000m to	800m to	600m to	400m to	200m to	Total or	Margin
2nd	10	Northern Lady (9)	1000m	800m	600m	400m	200m	WP	Average	
		Position in running (margin)	-	1(0.0)	3(1.3)	3(1.3)	3(1.7)	2(1.2)		2.00
		Sectional time (s)	14.28	11.38	11.55	10.99	11.49	11.77		
		Cumulative time (s)	71.45	57.17	45.79	34.25	23.26	11.77	1:11.45	
		Speed (m/s)	14.01	17.57	17.32	18.20	17.41	16.99	16.80	
		Stride length (m)	5.96	7.32	7.52	7.78	7.41	7.36	7.17	
		Stride duration (s)	0.405	0.416	0.434	0.428	0.426	0.433	0.427	
		Stride efficiency (%)	55.52	83.66	88.39	94.70	85.72	84.54	80.35	
		Stride count	33.55	27.33	26.59	25.69	27.00	27.19	167.35	

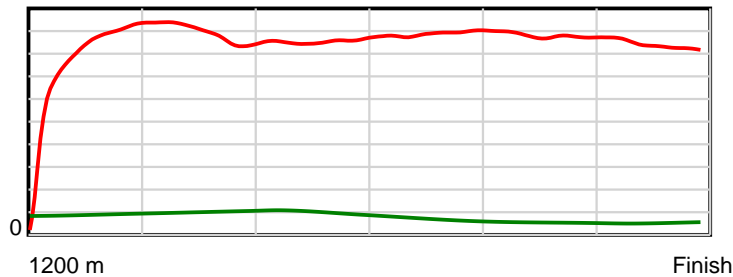
10 m Stride length



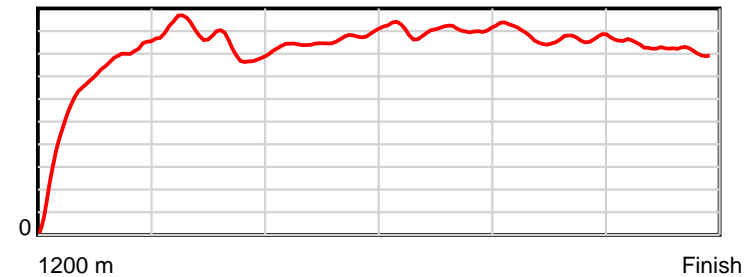
0.6 s Stride duration



20 m/sec Speed



100 % Stride efficiency



Note: Horizontal distance axis grid lines are 200m furlongs.

Disclaimer.

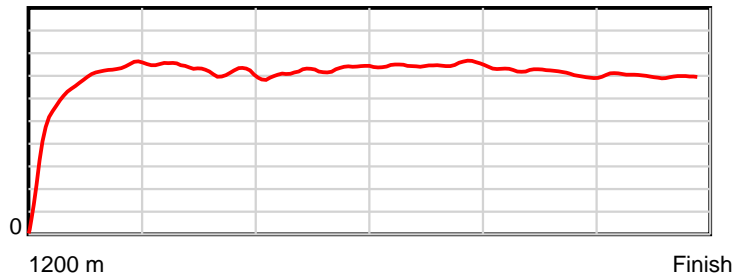
Tasracing Pty Ltd and Thoroughbred Ratings Pty Ltd accepts no responsibility for the completeness or accuracy of any of the information contained herein, and makes no representations about its suitability for any particular purpose. Users should make their own judgements about those matters and/or seek independent advice. You assume all risks associated with use of the data provided on this page.

Race Results

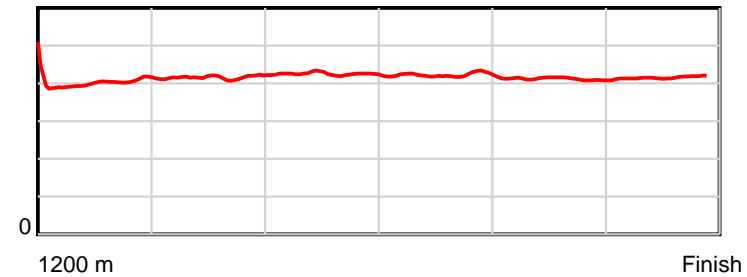
October 08, 2014, Race 1, CL1, Distance 1200m, Mowbray - Offset 0m

Result	TAB no.	Horse (Barrier)	1200 to	1000m to	800m to	600m to	400m to	200m to	Total or	Margin
3rd	2	Sir Joey (3)	1000m	800m	600m	400m	200m	WP	Average	
		Position in running (margin)	-	3(0.8)	5(1.6)	4(1.5)	4(2.0)	4(2.0)		2.10
		Sectional time (s)	14.23	11.29	11.53	11.01	11.58	11.83		
		Cumulative time (s)	71.47	57.24	45.95	34.42	23.41	11.83	1:11.47	
		Speed (m/s)	14.06	17.71	17.35	18.17	17.27	16.91	16.79	
		Stride length (m)	5.89	7.35	7.37	7.65	7.12	7.01	7.01	
		Stride duration (s)	0.403	0.415	0.425	0.421	0.412	0.415	0.418	
		Stride efficiency (%)	54.18	84.33	84.83	91.55	79.18	76.79	76.86	
		Stride count	33.97	27.22	27.15	26.13	28.10	28.53	171.10	

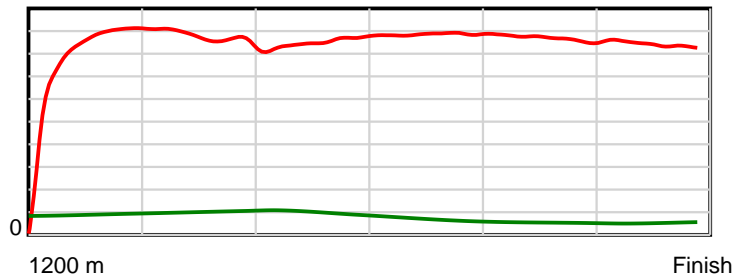
10 m Stride length



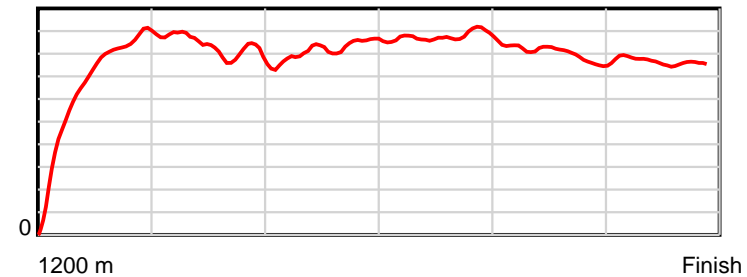
0.6 s Stride duration



20 m/sec Speed



100 % Stride efficiency



Note: Horizontal distance axis grid lines are 200m furlongs.

Disclaimer.

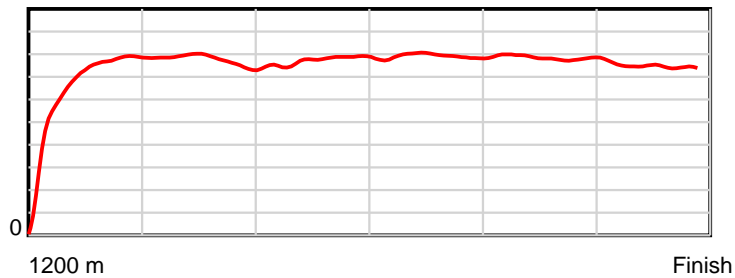
Tasracing Pty Ltd and Thoroughbred Ratings Pty Ltd accepts no responsibility for the completeness or accuracy of any of the information contained herein, and makes no representations about its suitability for any particular purpose. Users should make their own judgements about those matters and/or seek independent advice. You assume all risks associated with use of the data provided on this page.

Race Results

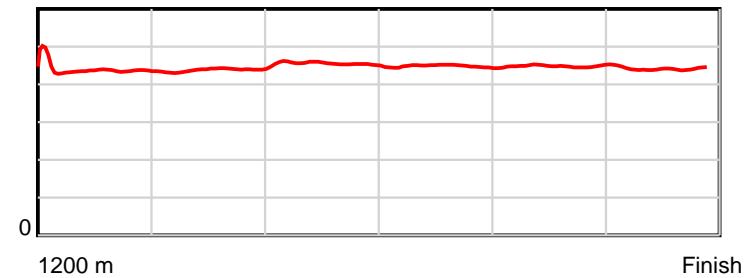
October 08, 2014, Race 1, CL1, Distance 1200m, Mowbray - Offset 0m

Result	TAB no.	Horse (Barrier)	1200 to	1000m to	800m to	600m to	400m to	200m to	Total or	Margin
4th	8	Testa Gee Gee (2)	1000m	800m	600m	400m	200m	WP	Average	
		Position in running (margin)	-	6(1.9)	9(3.2)	8(3.6)	5(3.5)	5(2.5)		2.60
		Sectional time (s)	14.50	11.39	11.61	10.91	11.41	11.75		
		Cumulative time (s)	71.56	57.06	45.67	34.06	23.15	11.75	1:11.56	
		Speed (m/s)	13.80	17.56	17.23	18.33	17.53	17.02	16.77	
		Stride length (m)	6.34	7.70	7.85	8.21	7.86	7.53	7.53	
		Stride duration (s)	0.440	0.438	0.455	0.448	0.448	0.442	0.449	
		Stride efficiency (%)	62.78	92.57	96.23	105.41	96.55	88.61	88.58	
		Stride count	31.55	25.99	25.49	24.35	25.44	26.56	159.38	

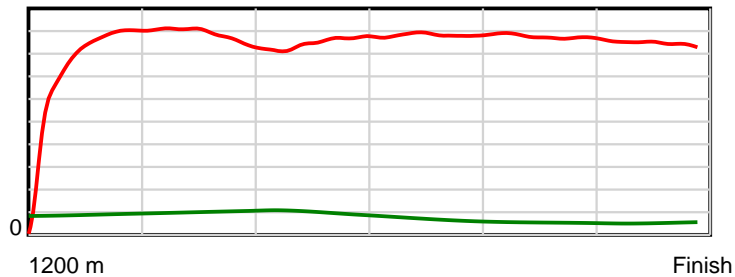
10 m Stride length



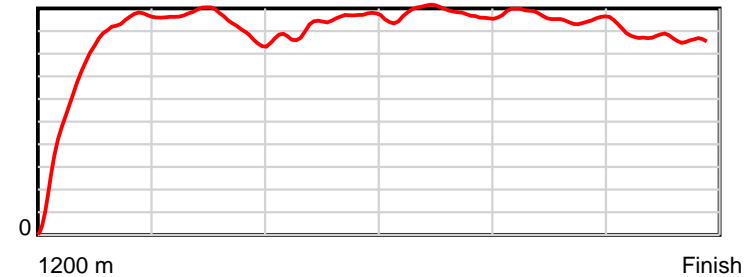
0.6 s Stride duration



20 m/sec Speed



100 % Stride efficiency



Note: Horizontal distance axis grid lines are 200m furlongs.

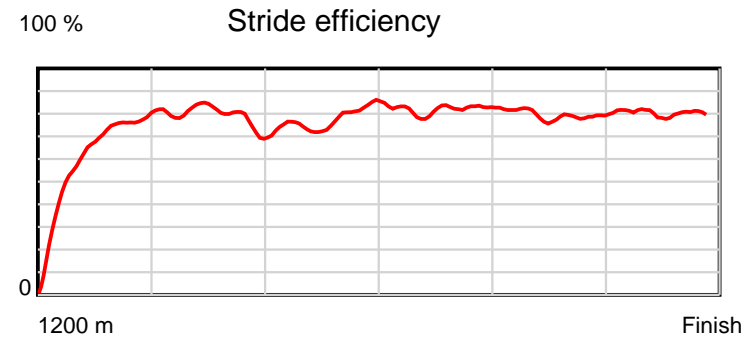
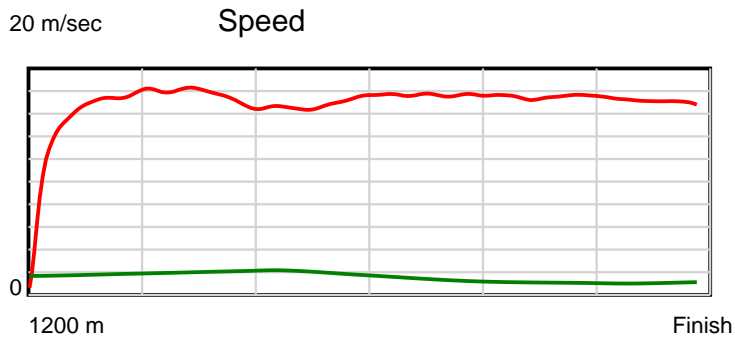
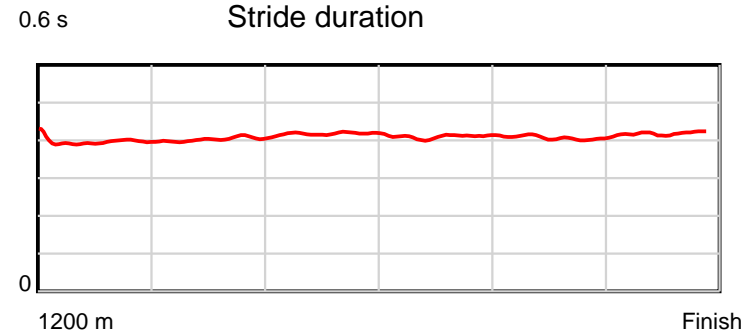
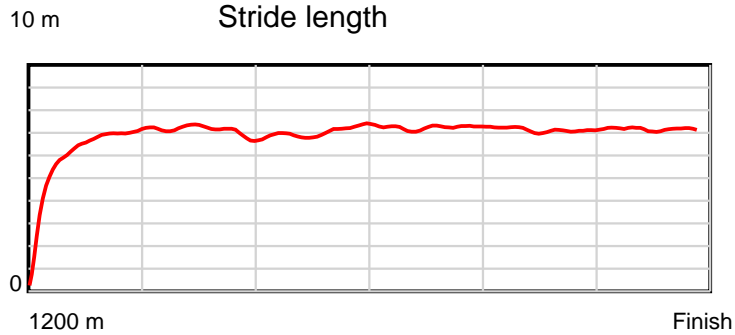
Disclaimer.

Tasracing Pty Ltd and Thoroughbred Ratings Pty Ltd accepts no responsibility for the completeness or accuracy of any of the information contained herein, and makes no representations about its suitability for any particular purpose. Users should make their own judgements about those matters and/or seek independent advice. You assume all risks associated with use of the data provided on this page.

Race Results

October 08, 2014, Race 1, CL1, Distance 1200m, Mowbray - Offset 0m

Result	TAB no.	Horse (Barrier)	1200 to	1000m to	800m to	600m to	400m to	200m to	Total or	Margin
5th	7	Isn't Life Str... (6)	1000m	800m	600m	400m	200m	WP	Average	
		Position in running (margin)	-	7(2.5)	7(2.4)	10(3.8)	10(4.7)	7(4.0)		3.00
		Sectional time (s)	14.48	11.14	11.79	11.06	11.47	11.69		
		Cumulative time (s)	71.63	57.15	46.01	34.22	23.16	11.69	1:11.62	
		Speed (m/s)	13.81	17.95	16.96	18.08	17.44	17.11	16.75	
		Stride length (m)	5.66	7.23	7.08	7.40	7.09	7.14	6.88	
		Stride duration (s)	0.398	0.403	0.417	0.409	0.407	0.417	0.410	
		Stride efficiency (%)	50.02	81.59	78.22	85.61	78.53	79.69	73.86	
		Stride count	35.35	27.68	28.27	27.02	28.21	28.01	174.54	



Note: Horizontal distance axis grid lines are 200m furlongs.

Disclaimer.

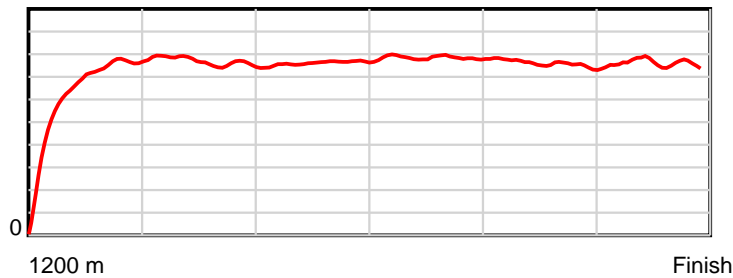
Tasracing Pty Ltd and Thoroughbred Ratings Pty Ltd accepts no responsibility for the completeness or accuracy of any of the information contained herein, and makes no representations about its suitability for any particular purpose. Users should make their own judgements about those matters and/or seek independent advice. You assume all risks associated with use of the data provided on this page.

Race Results

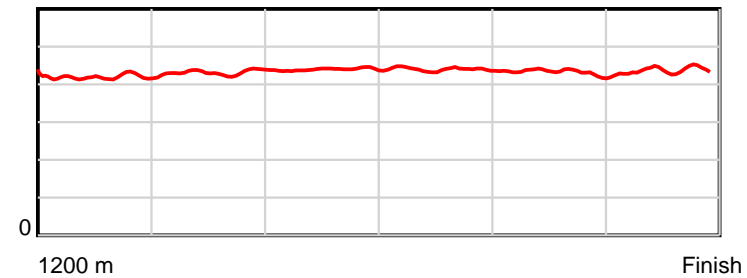
October 08, 2014, Race 1, CL1, Distance 1200m, Mowbray - Offset 0m

Result	TAB no.	Horse (Barrier)	1200 to	1000m to	800m to	600m to	400m to	200m to	Total or	Margin
6th	16	Pint of Pain (7)	1000m	800m	600m	400m	200m	WP	Average	
		Position in running (margin)	-	11(3.6)	11(3.4)	7(3.6)	9(4.6)	10(5.2)		3.50
		Sectional time (s)	14.77	11.13	11.57	11.09	11.68	11.48		
		Cumulative time (s)	71.72	56.95	45.83	34.25	23.16	11.48	1:11.72	
		Speed (m/s)	13.54	17.97	17.29	18.03	17.12	17.42	16.73	
		Stride length (m)	5.93	7.74	7.58	7.92	7.35	7.55	7.28	
		Stride duration (s)	0.418	0.430	0.439	0.439	0.429	0.433	0.435	
		Stride efficiency (%)	54.91	93.54	89.85	98.01	84.52	89.11	82.75	
		Stride count	33.74	25.85	26.38	25.25	27.20	26.48	164.90	

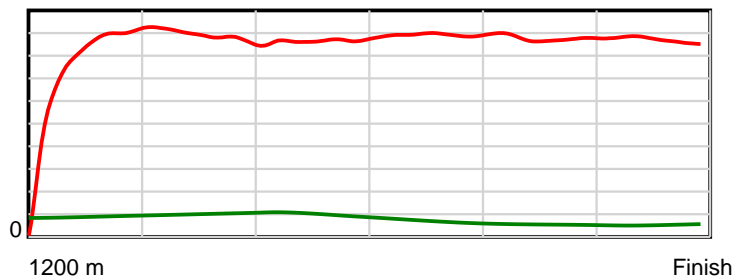
10 m Stride length



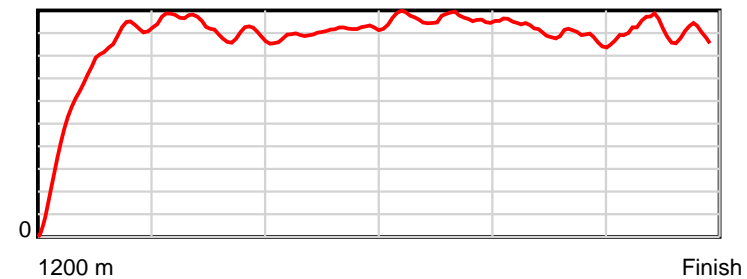
0.6 s Stride duration



20 m/sec Speed



100 % Stride efficiency



Note: Horizontal distance axis grid lines are 200m furlongs.

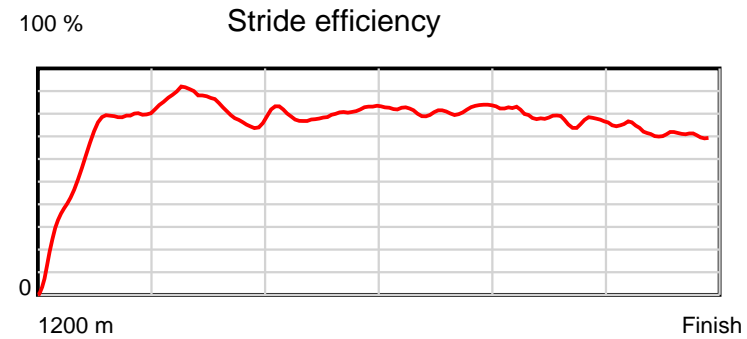
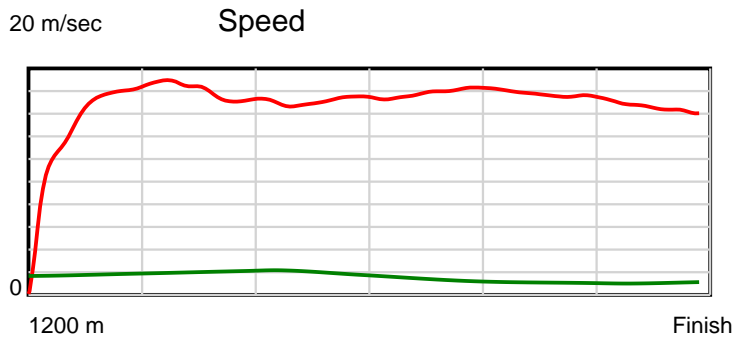
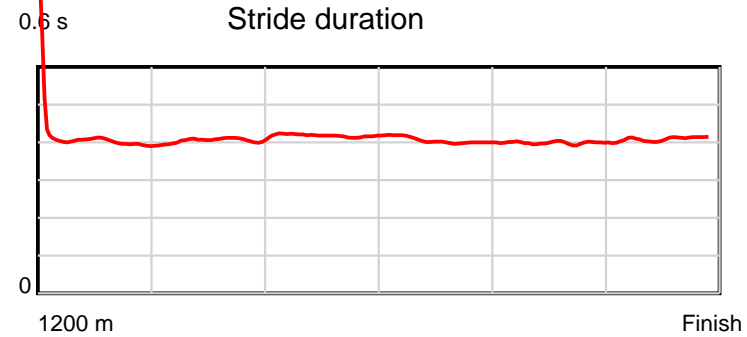
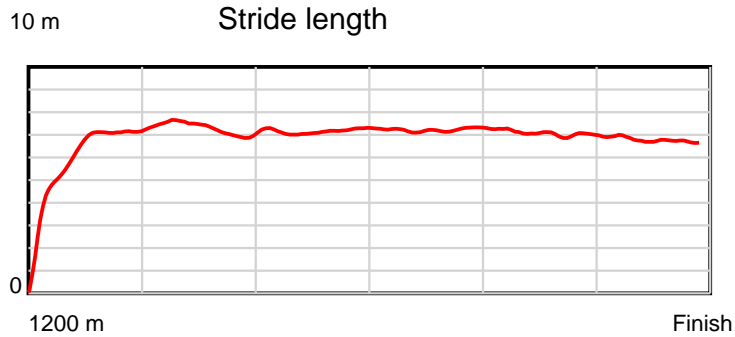
Disclaimer.

Tasracing Pty Ltd and Thoroughbred Ratings Pty Ltd accepts no responsibility for the completeness or accuracy of any of the information contained herein, and makes no representations about its suitability for any particular purpose. Users should make their own judgements about those matters and/or seek independent advice. You assume all risks associated with use of the data provided on this page.

Race Results

October 08, 2014, Race 1, CL1, Distance 1200m, Mowbray - Offset 0m

Result	TAB no.	Horse (Barrier)	1200 to	1000m to	800m to	600m to	400m to	200m to	Total or	Margin
7th	6	Geegee Pretty ... (8)	1000m	800m	600m	400m	200m	WP	Average	
		Position in running (margin)	-	9(3.4)	10(3.2)	11(3.9)	7(4.0)	6(2.8)		3.90
		Sectional time (s)	14.61	11.14	11.66	10.94	11.38	12.06		
		Cumulative time (s)	71.79	57.18	46.04	34.38	23.44	12.06	1:11.79	
		Speed (m/s)	13.69	17.95	17.15	18.28	17.57	16.58	16.72	
		Stride length (m)	6.06	7.25	7.17	7.41	7.00	6.78	6.91	
		Stride duration (s)	0.427	0.404	0.418	0.405	0.398	0.409	0.414	
		Stride efficiency (%)	57.33	82.20	80.37	85.81	76.50	71.75	74.68	
		Stride count	33.02	27.58	27.89	26.99	28.59	29.52	173.59	



Note: Horizontal distance axis grid lines are 200m furlongs.

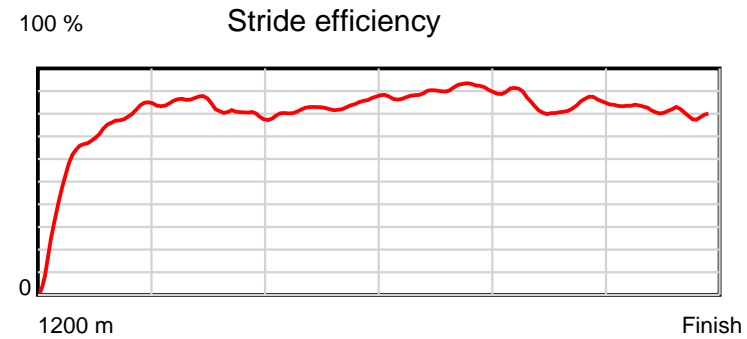
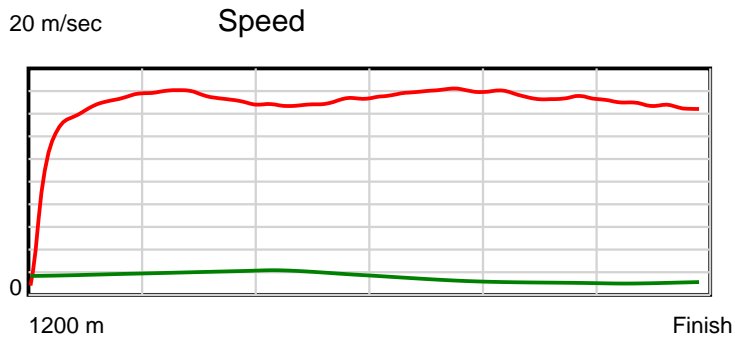
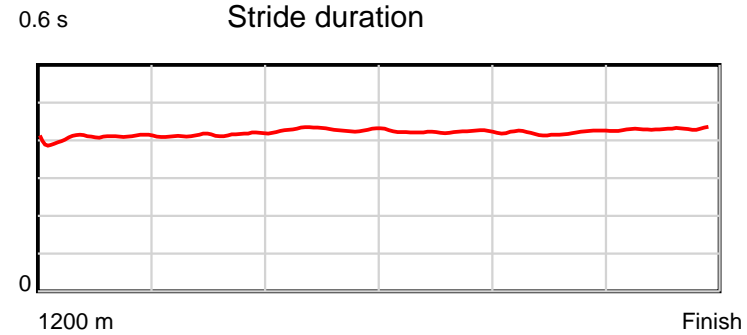
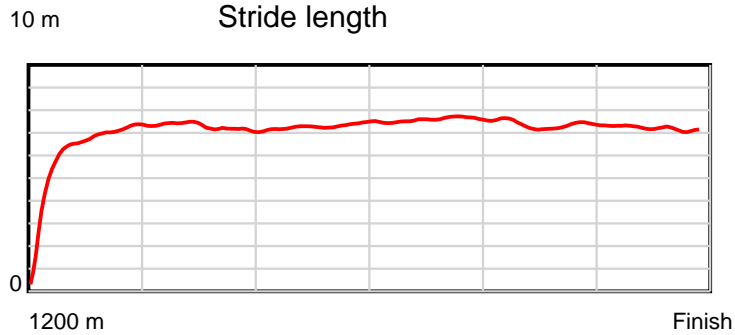
Disclaimer.

Tasracing Pty Ltd and Thoroughbred Ratings Pty Ltd accepts no responsibility for the completeness or accuracy of any of the information contained herein, and makes no representations about its suitability for any particular purpose. Users should make their own judgements about those matters and/or seek independent advice. You assume all risks associated with use of the data provided on this page.

Race Results

October 08, 2014, Race 1, CL1, Distance 1200m, Mowbray - Offset 0m

Result	TAB no.	Horse (Barrier)	1200 to	1000m to	800m to	600m to	400m to	200m to	Total or	Margin
8th	11	Ohsotuf (1)	1000m	800m	600m	400m	200m	WP	Average	
		Position in running (margin)	-	12(4.2)	12(4.7)	12(5.1)	11(4.8)	8(4.2)		5.20
		Sectional time (s)	14.97	11.23	11.61	10.88	11.49	11.86		
		Cumulative time (s)	72.03	57.06	45.83	34.22	23.34	11.86	1:12.03	
		Speed (m/s)	13.36	17.81	17.23	18.38	17.41	16.86	16.66	
		Stride length (m)	5.76	7.36	7.38	7.79	7.30	7.25	7.07	
		Stride duration (s)	0.408	0.413	0.429	0.423	0.419	0.430	0.425	
		Stride efficiency (%)	51.92	84.67	85.14	94.73	83.32	82.04	78.18	
		Stride count	34.70	27.17	27.10	25.69	27.39	27.60	169.65	



Note: Horizontal distance axis grid lines are 200m furlongs.

Disclaimer.

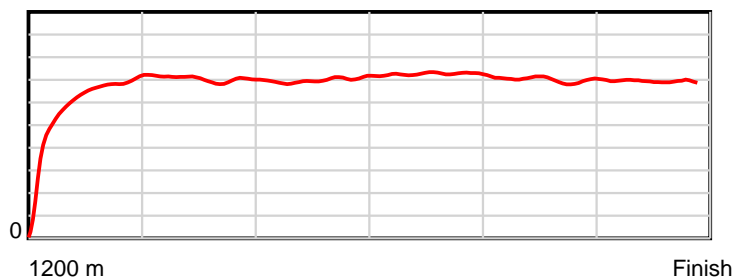
Tasracing Pty Ltd and Thoroughbred Ratings Pty Ltd accepts no responsibility for the completeness or accuracy of any of the information contained herein, and makes no representations about its suitability for any particular purpose. Users should make their own judgements about those matters and/or seek independent advice. You assume all risks associated with use of the data provided on this page.

Race Results

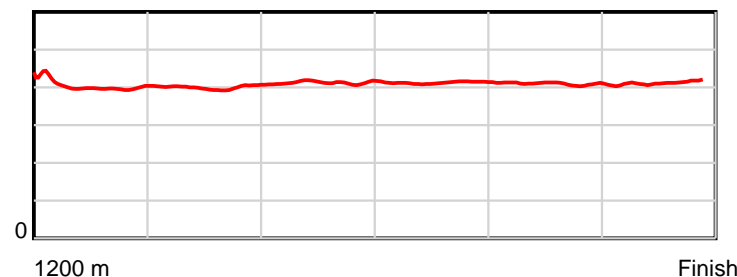
October 08, 2014, Race 1, CL1, Distance 1200m, Mowbray - Offset 0m

Result	TAB no.	Horse (Barrier)	1200 to	1000m to	800m to	600m to	400m to	200m to	Total or	Margin
9th	15	Sonetto (4)	1000m	800m	600m	400m	200m	WP	Average	
		Position in running (margin)	-	13(5.0)	13(5.0)	13(5.5)	14(6.4)	12(6.4)		5.30
		Sectional time (s)	14.90	11.16	11.63	11.08	11.58	11.69		
		Cumulative time (s)	72.04	57.14	45.98	34.35	23.27	11.69	1:12.04	
		Speed (m/s)	13.42	17.92	17.20	18.05	17.27	17.11	16.66	
		Stride length (m)	5.63	7.16	7.09	7.44	7.09	7.04	6.85	
		Stride duration (s)	0.405	0.400	0.412	0.412	0.410	0.411	0.411	
		Stride efficiency (%)	49.50	80.20	78.55	86.61	78.44	77.40	73.33	
		Stride count	35.54	27.92	28.21	26.86	28.23	28.42	175.18	

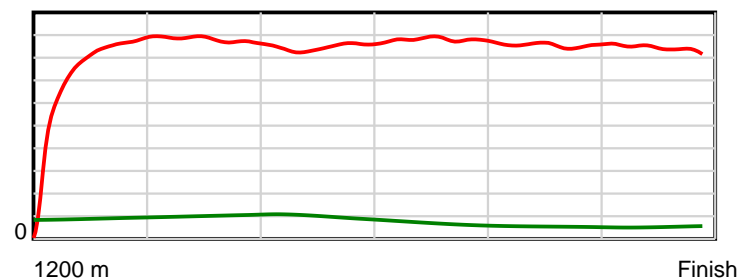
10 m Stride length



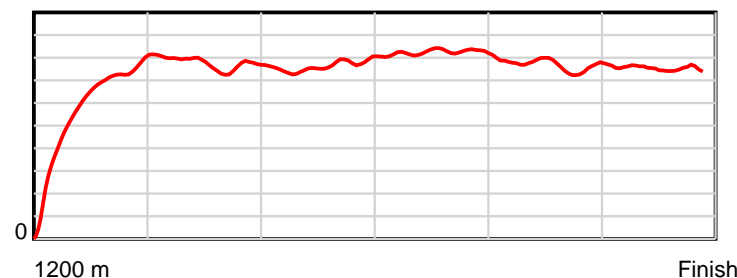
0.6 s Stride duration



20 m/sec Speed



100 % Stride efficiency



Note: Horizontal distance axis grid lines are 200m furlongs.

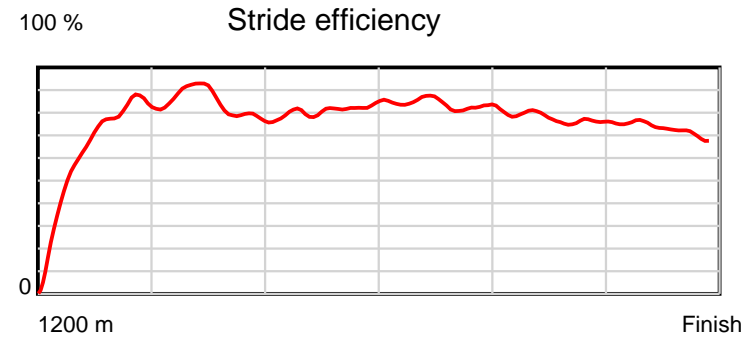
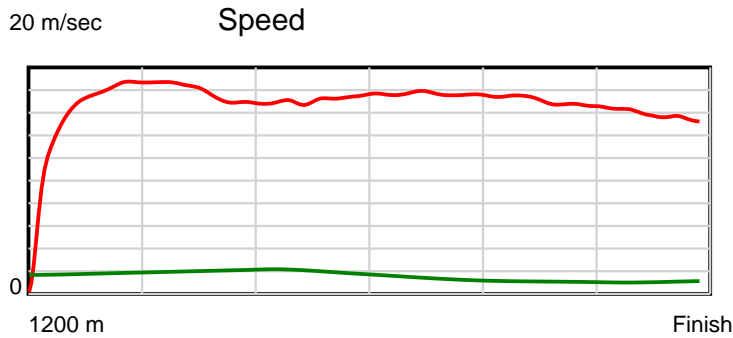
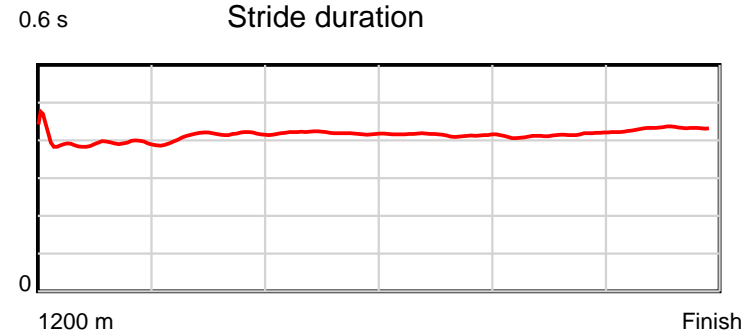
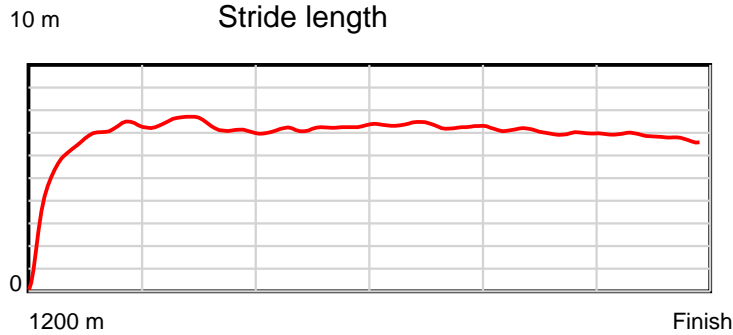
Disclaimer.

Tasracing Pty Ltd and Thoroughbred Ratings Pty Ltd accepts no responsibility for the completeness or accuracy of any of the information contained herein, and makes no representations about its suitability for any particular purpose. Users should make their own judgements about those matters and/or seek independent advice. You assume all risks associated with use of the data provided on this page.

Race Results

October 08, 2014, Race 1, CL1, Distance 1200m, Mowbray - Offset 0m

Result	TAB no.	Horse (Barrier)	1200 to	1000m to	800m to	600m to	400m to	200m to	Total or	Margin
10th	3	Blueblood (5)	1000m	800m	600m	400m	200m	WP	Average	
		Position in running (margin)	-	2(0.7)	1(0.0)	1(0.0)	2(0.4)	3(1.7)		6.10
		Sectional time (s)	14.33	11.05	11.54	11.00	11.78	12.48		
		Cumulative time (s)	72.19	57.86	46.81	35.27	24.26	12.48	1:12.18	
		Speed (m/s)	13.96	18.10	17.33	18.18	16.98	16.03	16.62	
		Stride length (m)	5.79	7.47	7.28	7.53	7.02	6.90	6.94	
		Stride duration (s)	0.396	0.413	0.420	0.414	0.414	0.431	0.418	
		Stride efficiency (%)	52.47	87.19	82.75	88.69	77.01	74.48	75.37	
		Stride count	34.52	26.78	27.48	26.55	28.49	28.97	172.79	



Note: Horizontal distance axis grid lines are 200m furlongs.

Disclaimer.

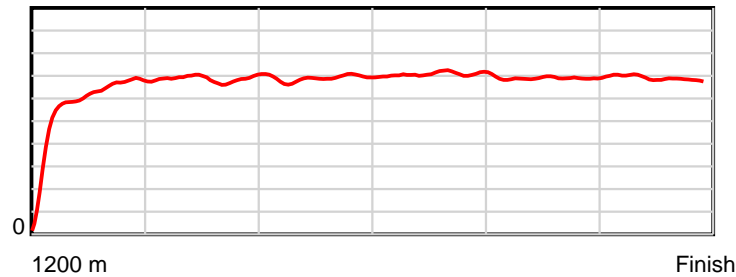
Tasracing Pty Ltd and Thoroughbred Ratings Pty Ltd accepts no responsibility for the completeness or accuracy of any of the information contained herein, and makes no representations about its suitability for any particular purpose. Users should make their own judgements about those matters and/or seek independent advice. You assume all risks associated with use of the data provided on this page.

Race Results

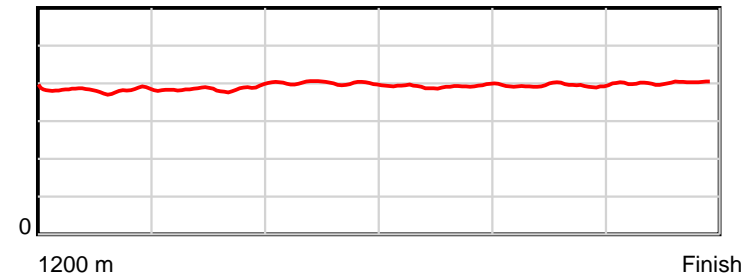
October 08, 2014, Race 1, CL1, Distance 1200m, Mowbray - Offset 0m

Result	TAB no.	Horse (Barrier)	1200 to	1000m to	800m to	600m to	400m to	200m to	Total or	Margin
11th	17	Alive (11)	1000m	800m	600m	400m	200m	WP	Average	
		Position in running (margin)	-	14(5.7)	14(6.2)	14(6.4)	13(5.7)	11(5.8)		6.30
		Sectional time (s)	15.21	11.23	11.58	10.82	11.60	11.79		
		Cumulative time (s)	72.23	57.02	45.78	34.21	23.38	11.79	1:12.23	
		Speed (m/s)	13.15	17.81	17.27	18.48	17.24	16.96	16.61	
		Stride length (m)	5.34	6.84	6.92	7.24	6.79	6.80	6.59	
		Stride duration (s)	0.387	0.384	0.401	0.392	0.394	0.401	0.397	
		Stride efficiency (%)	44.52	73.04	74.84	81.87	72.15	72.28	67.87	
		Stride count	37.47	29.25	28.90	27.63	29.43	29.41	182.09	

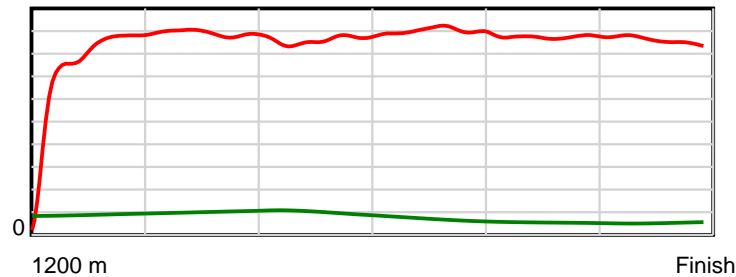
10 m Stride length



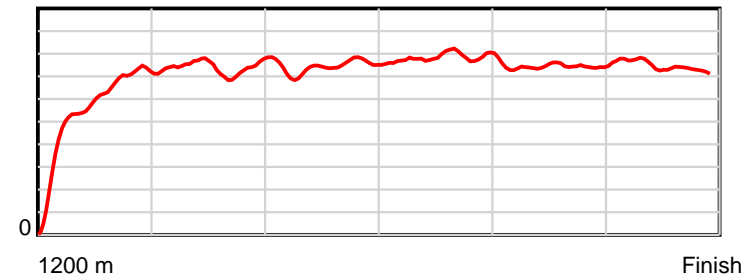
0.6 s Stride duration



20 m/sec Speed



100 % Stride efficiency



Note: Horizontal distance axis grid lines are 200m furlongs.

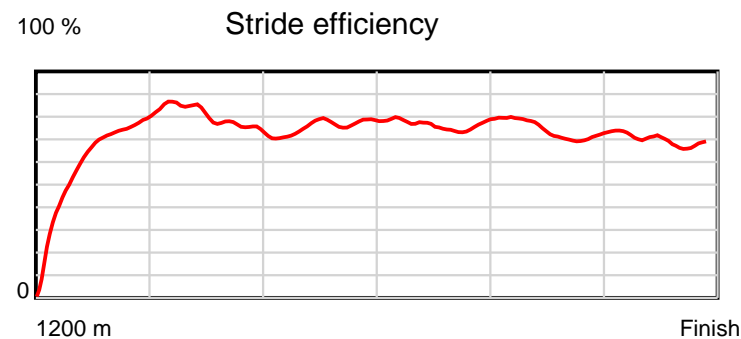
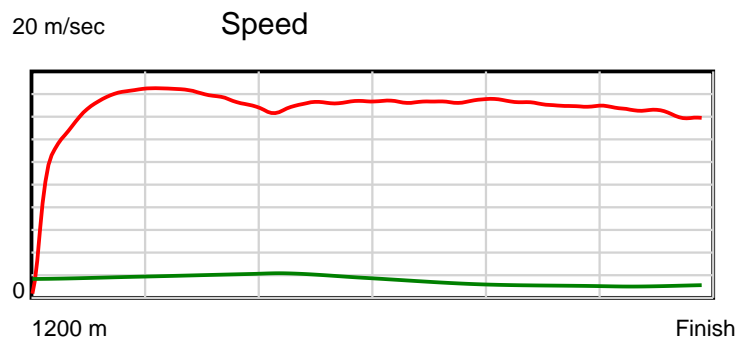
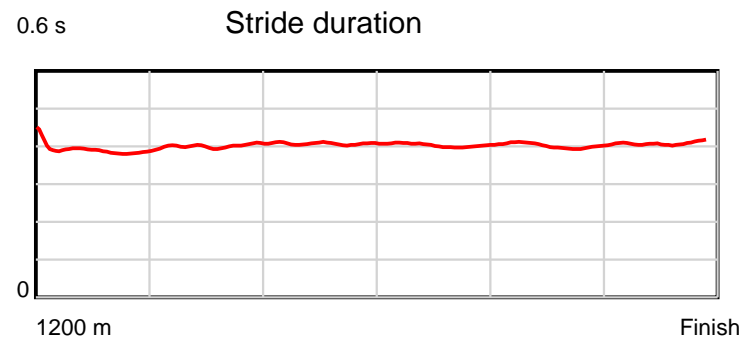
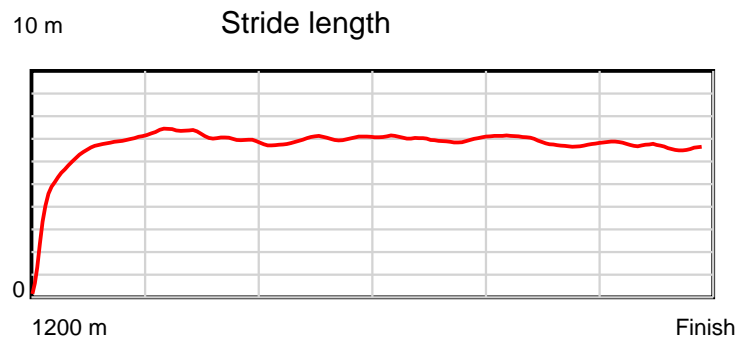
Disclaimer.

Tasracing Pty Ltd and Thoroughbred Ratings Pty Ltd accepts no responsibility for the completeness or accuracy of any of the information contained herein, and makes no representations about its suitability for any particular purpose. Users should make their own judgements about those matters and/or seek independent advice. You assume all risks associated with use of the data provided on this page.

Race Results

October 08, 2014, Race 1, CL1, Distance 1200m, Mowbray - Offset 0m

Result	TAB no.	Horse (Barrier)	1200 to	1000m to	800m to	600m to	400m to	200m to	Total or	Margin
12th	14	Littlemiss Mat... (14)	1000m	800m	600m	400m	200m	WP	Average	
		Position in running (margin)	-	5(0.9)	4(1.4)	5(2.7)	8(4.4)	9(4.8)		7.10
		Sectional time (s)	14.34	11.26	11.76	11.21	11.64	12.17		
		Cumulative time (s)	72.37	58.03	46.77	35.01	23.81	12.17	1:12.37	
		Speed (m/s)	13.94	17.76	17.01	17.84	17.18	16.43	16.58	
		Stride length (m)	5.74	7.12	6.93	7.19	6.90	6.72	6.73	
		Stride duration (s)	0.394	0.401	0.408	0.403	0.402	0.409	0.406	
		Stride efficiency (%)	51.52	79.30	75.05	80.72	74.42	70.62	70.76	
		Stride count	34.83	28.08	28.86	27.83	28.98	29.75	178.33	



Note: Horizontal distance axis grid lines are 200m furlongs.

Disclaimer.

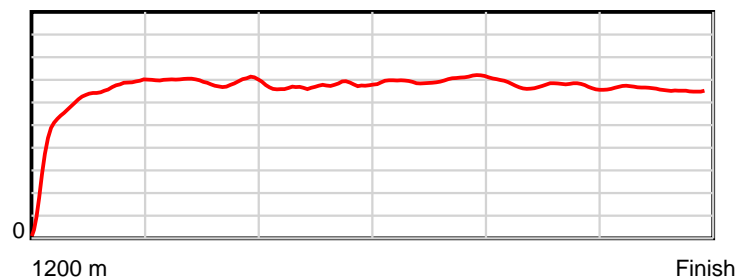
Tasracing Pty Ltd and Thoroughbred Ratings Pty Ltd accepts no responsibility for the completeness or accuracy of any of the information contained herein, and makes no representations about its suitability for any particular purpose. Users should make their own judgements about those matters and/or seek independent advice. You assume all risks associated with use of the data provided on this page.

Race Results

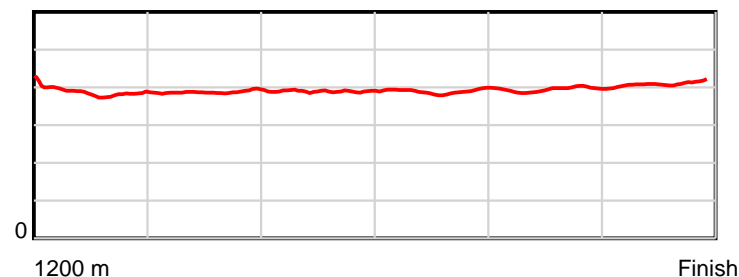
October 08, 2014, Race 1, CL1, Distance 1200m, Mowbray - Offset 0m

Result	TAB no.	Horse (Barrier)	1200 to	1000m to	800m to	600m to	400m to	200m to	Total or	Margin
13th	9	Miss Magnus (12)	1000m	800m	600m	400m	200m	WP	Average	
		Position in running (margin)	-	10(3.5)	8(2.8)	9(3.7)	6(4.0)	13(6.5)		10.90
		Sectional time (s)	14.94	11.04	11.70	10.97	11.99	12.44		
		Cumulative time (s)	73.08	58.14	47.10	35.40	24.43	12.44	1:13.07	
		Speed (m/s)	13.39	18.12	17.09	18.23	16.68	16.08	16.42	
		Stride length (m)	5.57	7.01	6.63	7.10	6.58	6.60	6.54	
		Stride duration (s)	0.393	0.387	0.388	0.390	0.395	0.410	0.398	
		Stride efficiency (%)	48.47	76.83	68.61	78.85	67.66	68.09	66.86	
		Stride count	35.91	28.52	30.18	28.16	30.39	30.30	183.46	

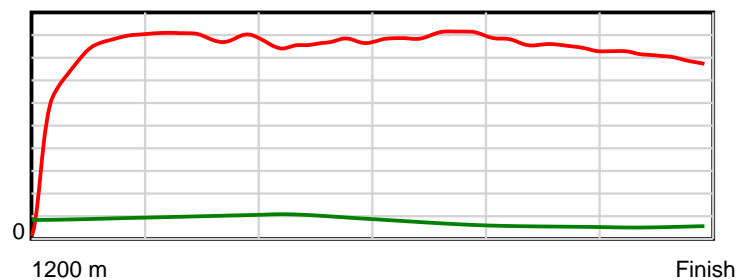
10 m Stride length



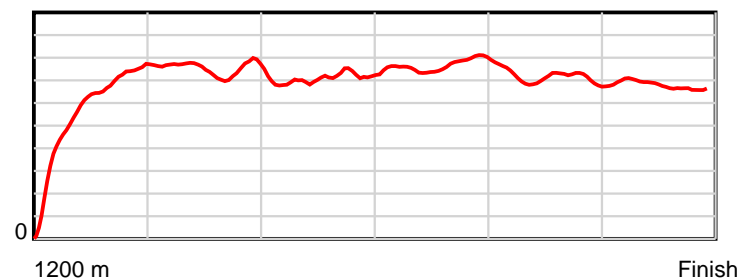
0.6 s Stride duration



20 m/sec Speed



100 % Stride efficiency



Note: Horizontal distance axis grid lines are 200m furlongs.

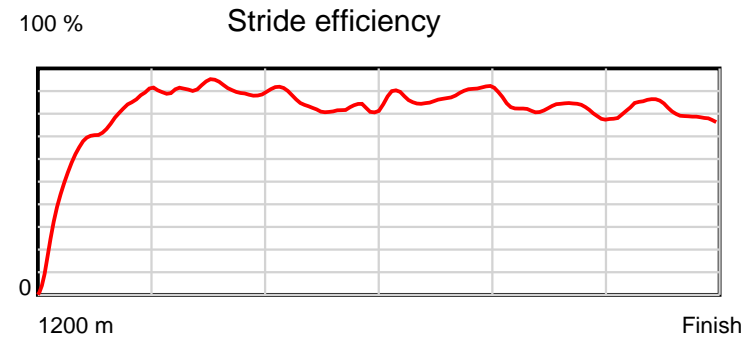
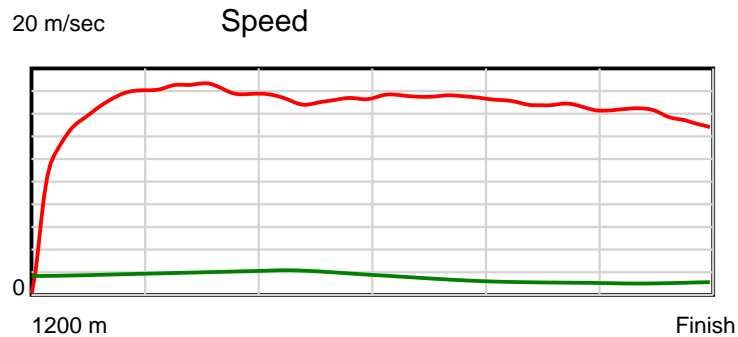
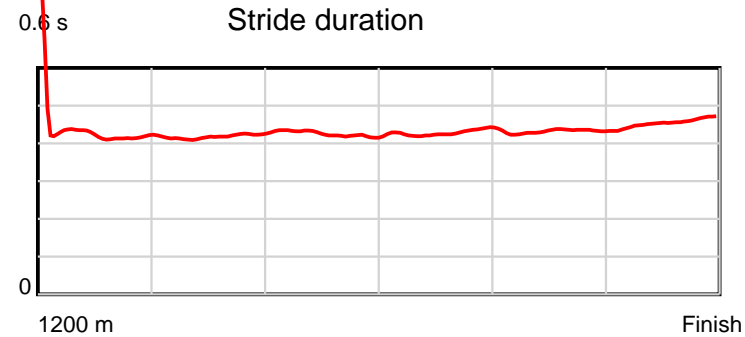
Disclaimer.

Tasracing Pty Ltd and Thoroughbred Ratings Pty Ltd accepts no responsibility for the completeness or accuracy of any of the information contained herein, and makes no representations about its suitability for any particular purpose. Users should make their own judgements about those matters and/or seek independent advice. You assume all risks associated with use of the data provided on this page.

Race Results

October 08, 2014, Race 1, CL1, Distance 1200m, Mowbray - Offset 0m

Result	TAB no.	Horse (Barrier)	1200 to	1000m to	800m to	600m to	400m to	200m to	Total or	Margin
14th	12	Sting'em (13)	1000m	800m	600m	400m	200m	WP	Average	
		Position in running (margin)	-	8(3.2)	6(2.3)	6(3.6)	12(5.4)	14(8.5)		13.40
		Sectional time (s)	14.71	11.01	11.76	11.22	12.10	12.74		
		Cumulative time (s)	73.55	58.84	47.83	36.06	24.84	12.74	1:13.54	
		Speed (m/s)	13.59	18.17	17.01	17.83	16.53	15.70	16.31	
		Stride length (m)	6.32	7.59	7.22	7.65	7.13	7.19	7.15	
		Stride duration (s)	0.443	0.418	0.425	0.429	0.431	0.458	0.439	
		Stride efficiency (%)	62.36	90.11	81.54	91.37	79.45	80.68	79.98	
		Stride count	31.66	26.34	27.69	26.16	28.05	27.83	167.73	



Note: Horizontal distance axis grid lines are 200m furlongs.

Disclaimer.

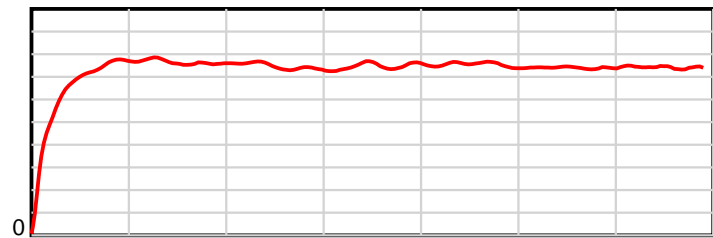
Tasracing Pty Ltd and Thoroughbred Ratings Pty Ltd accepts no responsibility for the completeness or accuracy of any of the information contained herein, and makes no representations about its suitability for any particular purpose. Users should make their own judgements about those matters and/or seek independent advice. You assume all risks associated with use of the data provided on this page.

Race Results

October 08, 2014, Race 2, BM62, Distance 1400m, Mowbray - Offset 0m

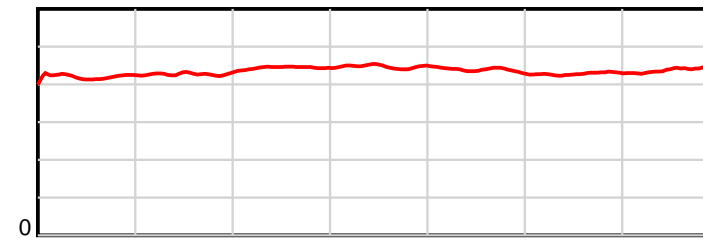
Result	TAB no.	Horse (Barrier)	1400 to	1200m to	1000m to	800m to	600m to	400m to	200m to	Total or	Margin
1st	1	Deux Foix (11)	1200m	1000m	800m	600m	400m	200m	WP	Average	
		Position in running (margin)	-	1(0.0)	1(0.0)	1(0.0)	2(1.1)	2(2.1)	1(0.0)		0.00
		Sectional time (s)	14.62	11.06	11.87	12.04	11.49	11.44	11.83		
		Cumulative time (s)	84.34	69.72	58.66	46.79	34.75	23.26	11.83	1:24.34	
		Speed (m/s)	13.68	18.08	16.85	16.61	17.41	17.48	16.91	16.60	
		Stride length (m)	5.84	7.72	7.49	7.41	7.64	7.48	7.41	7.23	
		Stride duration (s)	0.417	0.427	0.444	0.446	0.439	0.428	0.438	0.435	
		Stride efficiency (%)	53.37	93.03	87.63	85.83	91.14	87.32	85.85	81.57	
		Stride count	34.22	25.92	26.71	26.99	26.19	26.76	26.98	193.77	

10 m Stride length



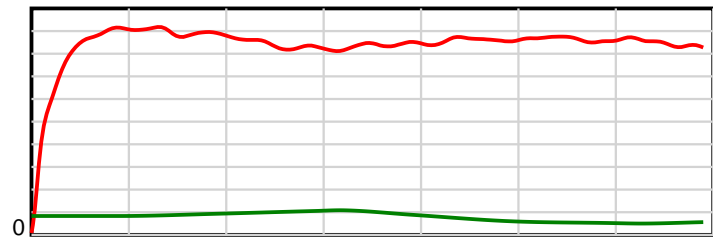
1400 m Finish

0.6 s Stride duration



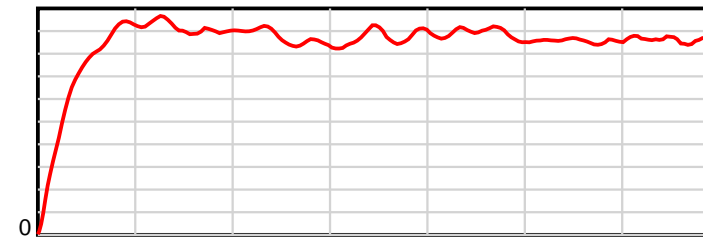
1400 m Finish

20 m/sec Speed



1400 m Finish

100 % Stride efficiency



1400 m Finish

Note: Horizontal distance axis grid lines are 200m furlongs.

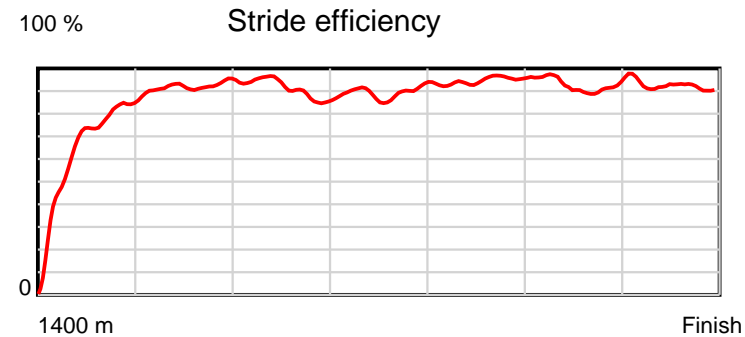
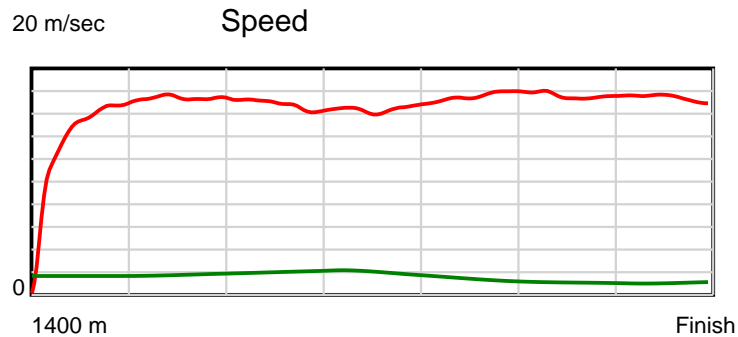
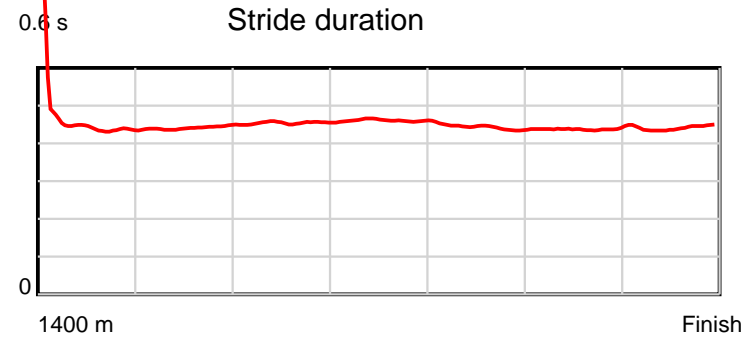
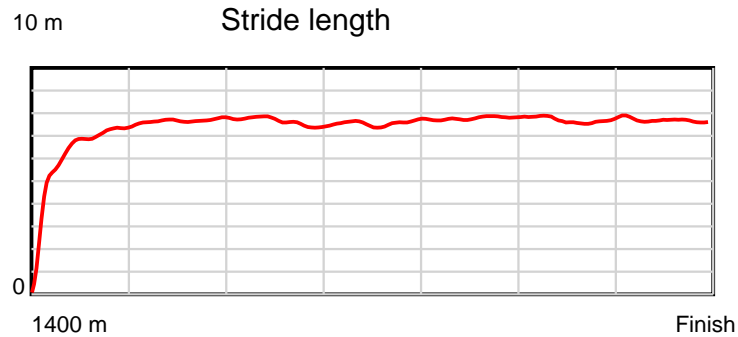
Disclaimer.

Tasracing Pty Ltd and Thoroughbred Ratings Pty Ltd accepts no responsibility for the completeness or accuracy of any of the information contained herein, and makes no representations about its suitability for any particular purpose. Users should make their own judgements about those matters and/or seek independent advice. You assume all risks associated with use of the data provided on this page.

Race Results

October 08, 2014, Race 2, BM62, Distance 1400m, Mowbray - Offset 0m

Result	TAB no.	Horse (Barrier)	1400 to	1200m to	1000m to	800m to	600m to	400m to	200m to	Total or	Margin
2nd	7	Mister Baldock (9)	1200m	1000m	800m	600m	400m	200m	WP	Average	
		Position in running (margin)	-	13(3.6)	14(5.6)	12(5.6)	13(7.6)	11(5.6)	8(4.1)		0.30
		Sectional time (s)	15.06	11.40	11.87	12.19	11.00	11.52	11.35		
		Cumulative time (s)	84.39	69.33	57.93	46.07	33.87	22.87	11.35	1:24.39	
		Speed (m/s)	13.28	17.54	16.85	16.41	18.18	17.36	17.62	16.59	
		Stride length (m)	6.29	7.75	7.65	7.56	8.04	7.59	7.78	7.48	
		Stride duration (s)	0.472	0.442	0.454	0.461	0.442	0.437	0.441	0.451	
		Stride efficiency (%)	61.73	93.95	91.53	89.35	101.06	90.04	94.54	87.47	
		Stride count	31.82	25.79	26.13	26.45	24.87	26.35	25.71	187.12	



Note: Horizontal distance axis grid lines are 200m furlongs.

Disclaimer.

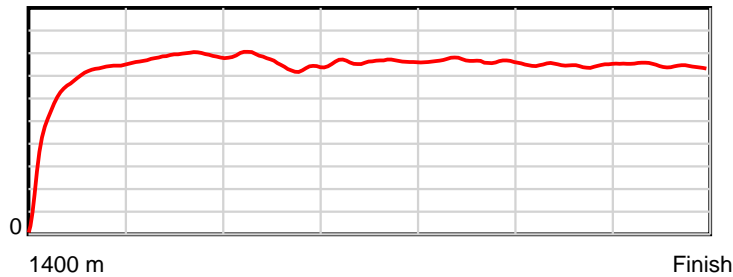
Tasracing Pty Ltd and Thoroughbred Ratings Pty Ltd accepts no responsibility for the completeness or accuracy of any of the information contained herein, and makes no representations about its suitability for any particular purpose. Users should make their own judgements about those matters and/or seek independent advice. You assume all risks associated with use of the data provided on this page.

Race Results

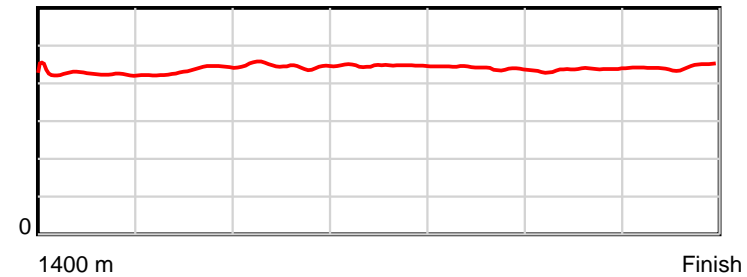
October 08, 2014, Race 2, BM62, Distance 1400m, Mowbray - Offset 0m

Result	TAB no.	Horse (Barrier)	1400 to	1200m to	1000m to	800m to	600m to	400m to	200m to	Total or	Margin
3rd	13	Before All (8)	1200m	1000m	800m	600m	400m	200m	WP	Average	
		Position in running (margin)	-	5(1.2)	3(0.3)	3(1.2)	5(3.6)	4(3.2)	4(3.2)		1.80
		Sectional time (s)	14.54	10.93	12.00	12.26	11.27	11.78	11.88		
		Cumulative time (s)	84.67	70.13	59.20	47.20	34.94	23.67	11.88	1:24.67	
		Speed (m/s)	13.76	18.30	16.67	16.31	17.75	16.98	16.84	16.54	
		Stride length (m)	5.89	7.94	7.43	7.29	7.81	7.41	7.47	7.26	
		Stride duration (s)	0.422	0.434	0.446	0.447	0.440	0.436	0.444	0.439	
		Stride efficiency (%)	54.29	98.49	86.28	83.02	95.42	85.69	87.21	82.35	
		Stride count	33.93	25.19	26.92	27.44	25.59	27.01	26.77	192.85	

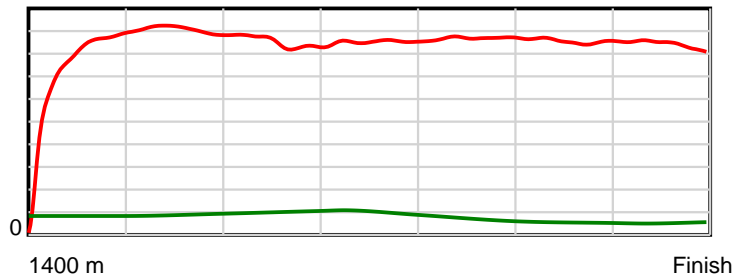
10 m Stride length



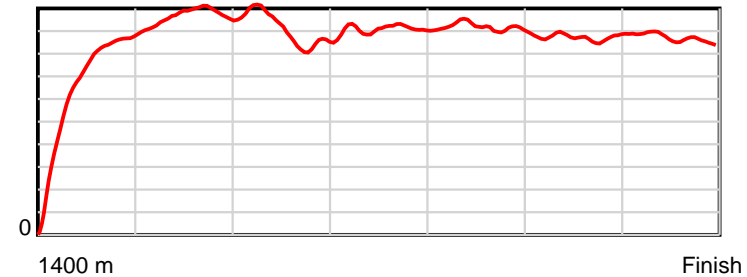
0.6 s Stride duration



20 m/sec Speed



100 % Stride efficiency



Note: Horizontal distance axis grid lines are 200m furlongs.

Disclaimer.

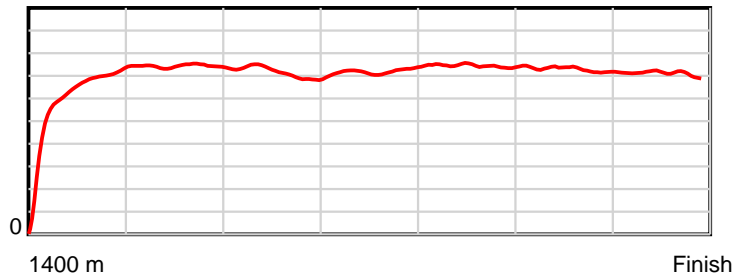
Tasracing Pty Ltd and Thoroughbred Ratings Pty Ltd accepts no responsibility for the completeness or accuracy of any of the information contained herein, and makes no representations about its suitability for any particular purpose. Users should make their own judgements about those matters and/or seek independent advice. You assume all risks associated with use of the data provided on this page.

Race Results

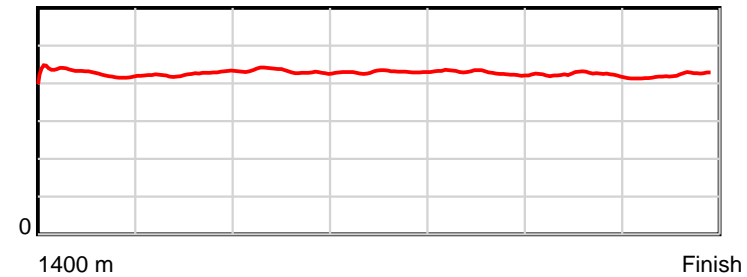
October 08, 2014, Race 2, BM62, Distance 1400m, Mowbray - Offset 0m

Result	TAB no.	Horse (Barrier)	1400 to	1200m to	1000m to	800m to	600m to	400m to	200m to	Total or	Margin
4th	3	Mundine (5)	1200m	1000m	800m	600m	400m	200m	WP	Average	
		Position in running (margin)	-	3(1.1)	7(3.0)	10(4.3)	9(4.7)	9(4.4)	6(3.4)		2.20
		Sectional time (s)	14.59	11.39	12.09	11.91	11.29	11.62	11.85		
		Cumulative time (s)	84.74	70.15	58.76	46.67	34.76	23.47	11.85	1:24.73	
		Speed (m/s)	13.71	17.56	16.54	16.79	17.71	17.21	16.88	16.52	
		Stride length (m)	5.92	7.47	7.15	7.22	7.59	7.30	7.10	7.06	
		Stride duration (s)	0.430	0.425	0.432	0.430	0.428	0.424	0.421	0.428	
		Stride efficiency (%)	54.79	87.18	79.82	81.41	89.94	83.28	78.86	78.00	
		Stride count	33.78	26.78	27.98	27.71	26.36	27.40	28.15	198.16	

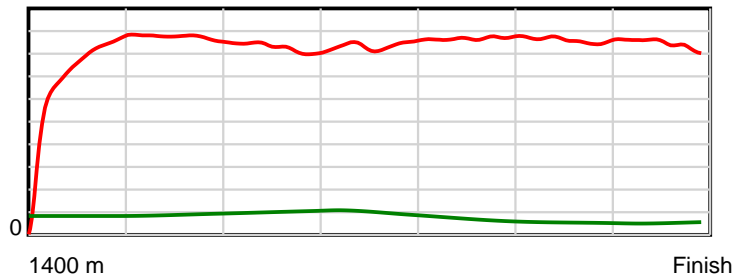
10 m Stride length



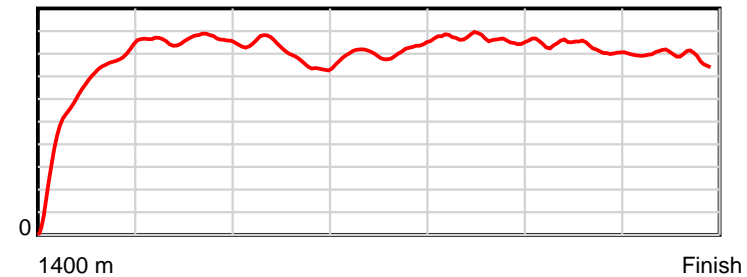
0.6 s Stride duration



20 m/sec Speed



100 % Stride efficiency



Note: Horizontal distance axis grid lines are 200m furlongs.

Disclaimer.

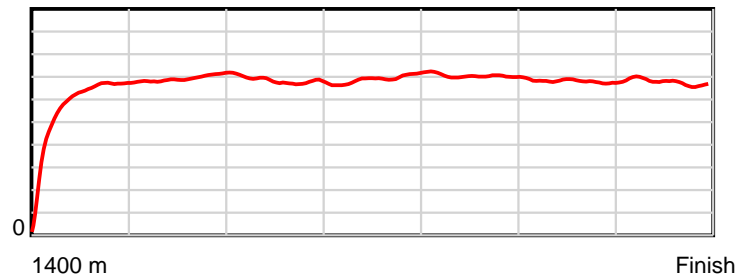
Tasracing Pty Ltd and Thoroughbred Ratings Pty Ltd accepts no responsibility for the completeness or accuracy of any of the information contained herein, and makes no representations about its suitability for any particular purpose. Users should make their own judgements about those matters and/or seek independent advice. You assume all risks associated with use of the data provided on this page.

Race Results

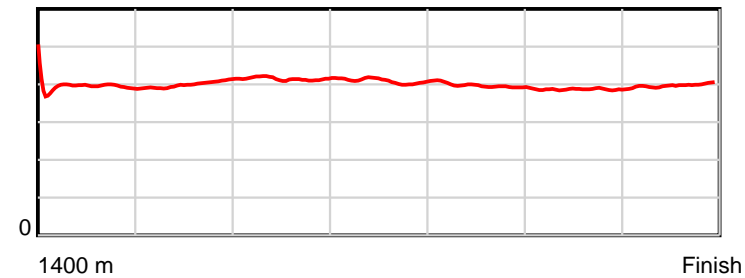
October 08, 2014, Race 2, BM62, Distance 1400m, Mowbray - Offset 0m

Result	TAB no.	Horse (Barrier)	1400 to	1200m to	1000m to	800m to	600m to	400m to	200m to	Total or	Margin
5th	6	Gee Gee Miss B... (12)	1200m	1000m	800m	600m	400m	200m	WP	Average	
		Position in running (margin)	-	11(3.2)	13(5.6)	14(7.8)	14(7.7)	14(6.3)	12(4.7)		2.50
		Sectional time (s)	14.89	11.46	12.24	11.85	11.10	11.52	11.74		
		Cumulative time (s)	84.79	69.90	58.44	46.21	34.36	23.26	11.74	1:24.79	
		Speed (m/s)	13.43	17.45	16.34	16.88	18.02	17.36	17.04	16.51	
		Stride length (m)	5.43	6.99	6.77	6.91	7.15	6.71	6.77	6.63	
		Stride duration (s)	0.402	0.400	0.414	0.409	0.397	0.387	0.398	0.401	
		Stride efficiency (%)	46.06	76.30	71.57	74.55	79.99	70.42	71.61	68.64	
		Stride count	36.84	28.62	29.55	28.95	27.95	29.79	29.54	211.24	

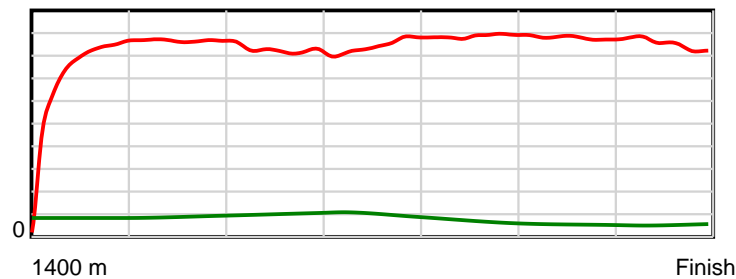
10 m Stride length



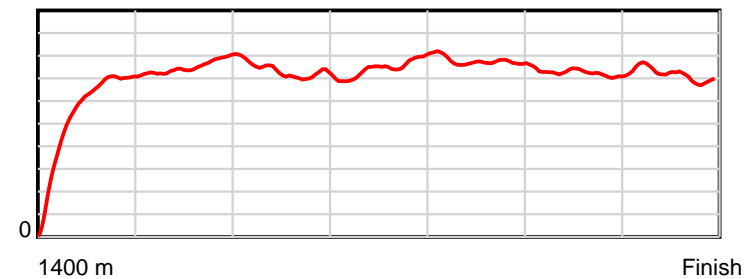
0.6 s Stride duration



20 m/sec Speed



100 % Stride efficiency



Note: Horizontal distance axis grid lines are 200m furlongs.

Disclaimer.

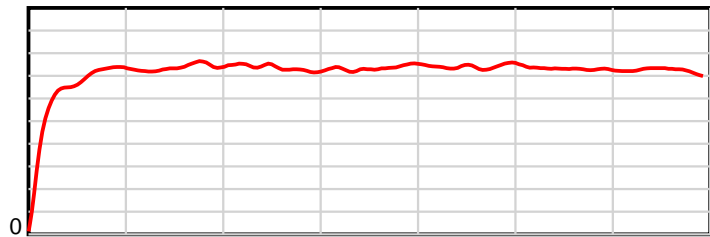
Tasracing Pty Ltd and Thoroughbred Ratings Pty Ltd accepts no responsibility for the completeness or accuracy of any of the information contained herein, and makes no representations about its suitability for any particular purpose. Users should make their own judgements about those matters and/or seek independent advice. You assume all risks associated with use of the data provided on this page.

Race Results

October 08, 2014, Race 2, BM62, Distance 1400m, Mowbray - Offset 0m

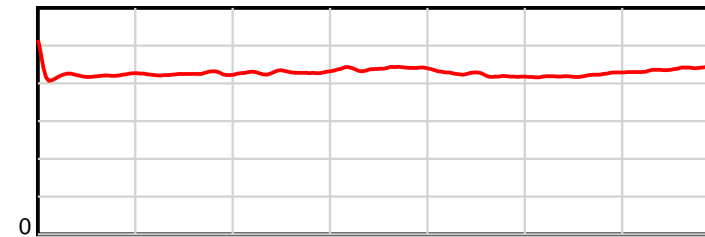
Result	TAB no.	Horse (Barrier)	1400 to	1200m to	1000m to	800m to	600m to	400m to	200m to	Total or	Margin
6th	5	Seven Mile Kin... (14)	1200m	1000m	800m	600m	400m	200m	WP	Average	
		Position in running (margin)	-	6(1.2)	11(3.8)	8(3.4)	8(4.6)	8(3.8)	5(3.2)		2.70
		Sectional time (s)	14.51	11.50	11.80	12.05	11.20	11.69	12.07		
		Cumulative time (s)	84.83	70.32	58.82	47.01	34.97	23.76	12.07	1:24.83	
		Speed (m/s)	13.78	17.39	16.95	16.60	17.86	17.11	16.57	16.50	
		Stride length (m)	6.05	7.39	7.26	7.29	7.54	7.21	7.26	7.11	
		Stride duration (s)	0.431	0.425	0.429	0.439	0.422	0.421	0.439	0.431	
		Stride efficiency (%)	57.14	85.27	82.38	83.03	88.86	81.16	82.44	78.97	
		Stride count	33.07	27.07	27.55	27.44	26.52	27.75	27.54	196.94	

10 m Stride length



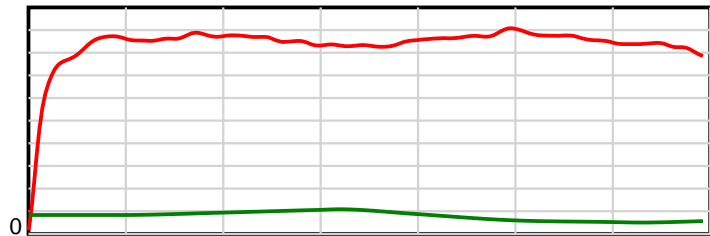
1400 m Finish

0.6 s Stride duration



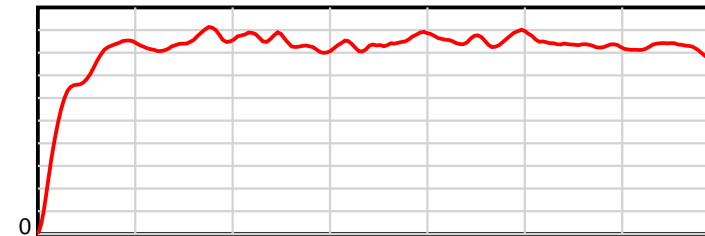
1400 m Finish

20 m/sec Speed



1400 m Finish

100 % Stride efficiency



1400 m Finish

Note: Horizontal distance axis grid lines are 200m furlongs.

Disclaimer.

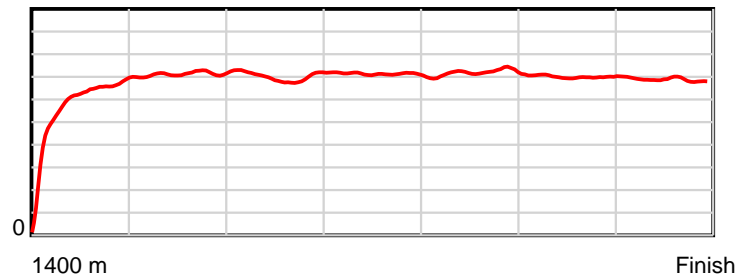
Tasracing Pty Ltd and Thoroughbred Ratings Pty Ltd accepts no responsibility for the completeness or accuracy of any of the information contained herein, and makes no representations about its suitability for any particular purpose. Users should make their own judgements about those matters and/or seek independent advice. You assume all risks associated with use of the data provided on this page.

Race Results

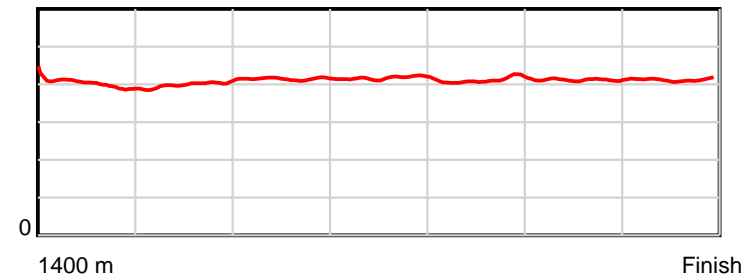
October 08, 2014, Race 2, BM62, Distance 1400m, Mowbray - Offset 0m

Result	TAB no.	Horse (Barrier)	1400 to	1200m to	1000m to	800m to	600m to	400m to	200m to	Total or	Margin
7th	9	Reach the Moon (3)	1200m	1000m	800m	600m	400m	200m	WP	Average	
		Position in running (margin)	-	12(3.5)	9(3.6)	7(3.2)	11(5.4)	10(4.7)	11(4.7)		2.80
		Sectional time (s)	14.91	11.08	11.81	12.22	11.21	11.78	11.85		
		Cumulative time (s)	84.85	69.94	58.86	47.06	34.84	23.63	11.85	1:24.84	
		Speed (m/s)	13.41	18.05	16.93	16.37	17.84	16.98	16.88	16.50	
		Stride length (m)	5.34	7.20	7.01	6.83	7.33	6.98	6.96	6.74	
		Stride duration (s)	0.400	0.399	0.414	0.417	0.411	0.411	0.413	0.409	
		Stride efficiency (%)	44.53	80.93	76.85	72.96	84.05	76.23	75.76	71.01	
		Stride count	37.47	27.79	28.52	29.27	27.27	28.64	28.72	207.68	

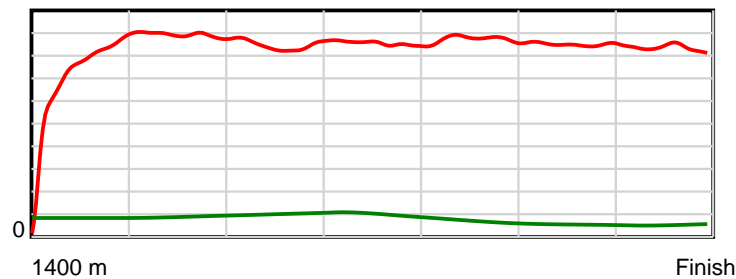
10 m Stride length



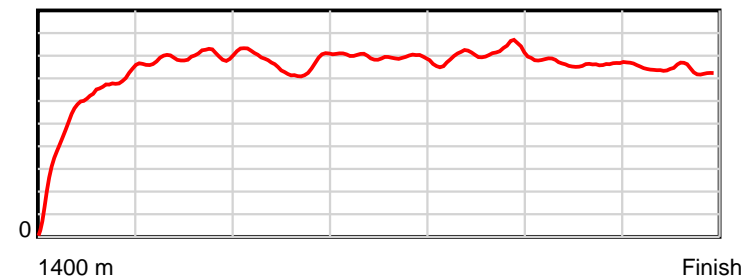
0.6 s Stride duration



20 m/sec Speed



100 % Stride efficiency



Note: Horizontal distance axis grid lines are 200m furlongs.

Disclaimer.

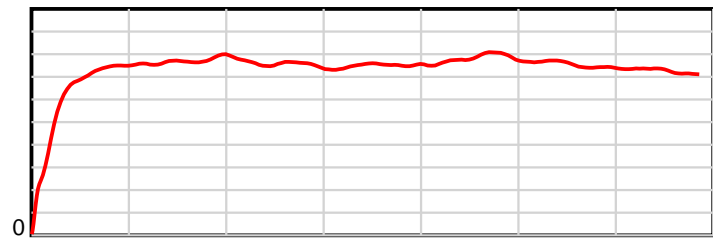
Tasracing Pty Ltd and Thoroughbred Ratings Pty Ltd accepts no responsibility for the completeness or accuracy of any of the information contained herein, and makes no representations about its suitability for any particular purpose. Users should make their own judgements about those matters and/or seek independent advice. You assume all risks associated with use of the data provided on this page.

Race Results

October 08, 2014, Race 2, BM62, Distance 1400m, Mowbray - Offset 0m

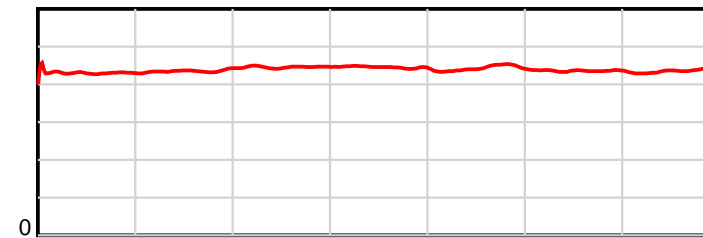
Result	TAB no.	Horse (Barrier)	1400 to	1200m to	1000m to	800m to	600m to	400m to	200m to	Total or	Margin
8th	4	Gee Gee's Boss (10)	1200m	1000m	800m	600m	400m	200m	WP	Average	
		Position in running (margin)	-	14(4.6)	12(5.5)	13(6.0)	12(6.6)	12(5.6)	13(5.6)		3.30
		Sectional time (s)	15.07	11.21	11.95	11.96	11.16	11.78	11.81		
		Cumulative time (s)	84.94	69.87	58.66	46.71	34.75	23.59	11.81	1:24.94	
		Speed (m/s)	13.27	17.84	16.74	16.72	17.92	16.98	16.93	16.48	
		Stride length (m)	5.66	7.75	7.46	7.46	7.91	7.41	7.37	7.21	
		Stride duration (s)	0.426	0.434	0.445	0.446	0.441	0.437	0.435	0.437	
		Stride efficiency (%)	50.11	93.88	86.90	86.93	97.73	85.77	84.99	81.25	
		Stride count	35.32	25.80	26.82	26.81	25.29	27.00	27.12	194.16	

10 m Stride length



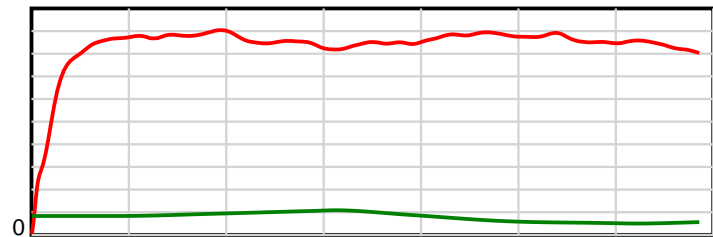
1400 m Finish

0.6 s Stride duration



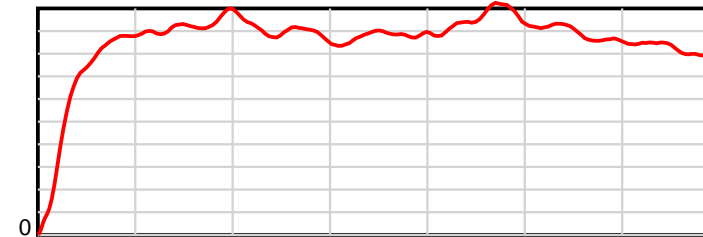
1400 m Finish

20 m/sec Speed



1400 m Finish

100 % Stride efficiency



1400 m Finish

Note: Horizontal distance axis grid lines are 200m furlongs.

Disclaimer.

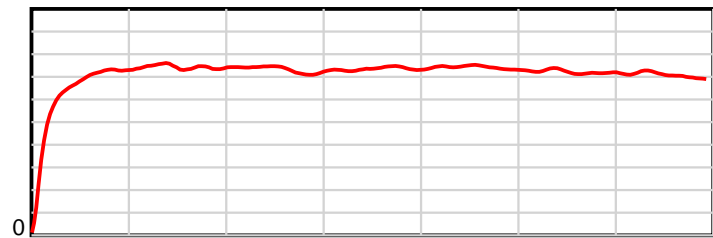
Tasracing Pty Ltd and Thoroughbred Ratings Pty Ltd accepts no responsibility for the completeness or accuracy of any of the information contained herein, and makes no representations about its suitability for any particular purpose. Users should make their own judgements about those matters and/or seek independent advice. You assume all risks associated with use of the data provided on this page.

Race Results

October 08, 2014, Race 2, BM62, Distance 1400m, Mowbray - Offset 0m

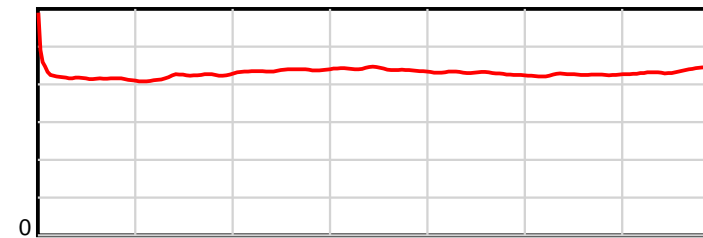
Result	TAB no.	Horse (Barrier)	1400 to	1200m to	1000m to	800m to	600m to	400m to	200m to	Total or	Margin
9th	2	Fanesto (6)	1200m	1000m	800m	600m	400m	200m	WP	Average	
		Position in running (margin)	-	2(0.5)	5(1.5)	5(2.0)	3(3.0)	5(3.3)	3(2.2)		3.40
		Sectional time (s)	14.33	11.22	11.95	12.02	11.38	11.60	12.46		
		Cumulative time (s)	84.96	70.63	59.41	47.46	35.44	24.06	12.46	1:24.95	
		Speed (m/s)	13.96	17.83	16.74	16.64	17.57	17.24	16.05	16.48	
		Stride length (m)	5.79	7.51	7.31	7.32	7.54	7.34	6.99	7.06	
		Stride duration (s)	0.416	0.421	0.437	0.440	0.429	0.426	0.435	0.428	
		Stride efficiency (%)	52.34	88.05	83.55	83.63	88.95	84.10	76.33	77.90	
		Stride count	34.56	26.64	27.35	27.34	26.51	27.26	28.62	198.28	

10 m Stride length



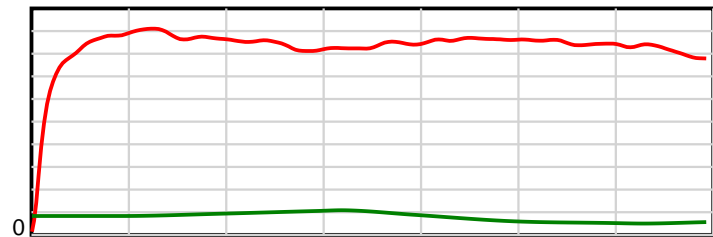
1400 m Finish

0.6 s Stride duration



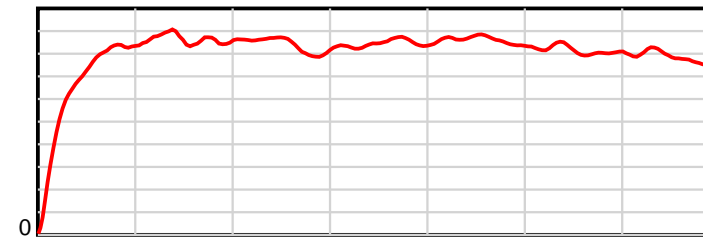
1400 m Finish

20 m/sec Speed



1400 m Finish

100 % Stride efficiency



1400 m Finish

Note: Horizontal distance axis grid lines are 200m furlongs.

Disclaimer.

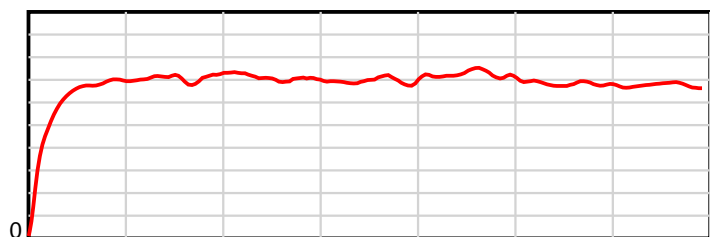
Tasracing Pty Ltd and Thoroughbred Ratings Pty Ltd accepts no responsibility for the completeness or accuracy of any of the information contained herein, and makes no representations about its suitability for any particular purpose. Users should make their own judgements about those matters and/or seek independent advice. You assume all risks associated with use of the data provided on this page.

Race Results

October 08, 2014, Race 2, BM62, Distance 1400m, Mowbray - Offset 0m

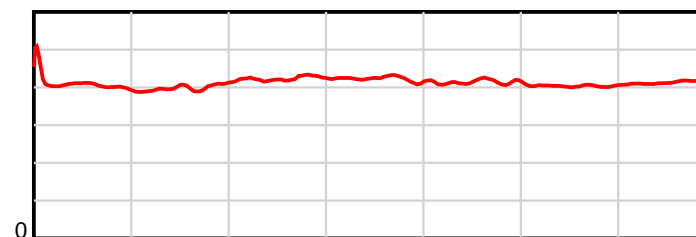
Result	TAB no.	Horse (Barrier)	1400 to	1200m to	1000m to	800m to	600m to	400m to	200m to	Total or	Margin
10th	11	Magestic Impul... (2)	1200m	1000m	800m	600m	400m	200m	WP	Average	
		Position in running (margin)	-	4(1.1)	4(1.3)	4(1.6)	6(4.0)	6(3.4)	10(4.5)		3.70
		Sectional time (s)	14.47	11.10	11.91	12.26	11.23	11.97	12.07		
		Cumulative time (s)	85.01	70.54	59.44	47.53	35.27	24.04	12.07	1:25.01	
		Speed (m/s)	13.82	18.02	16.79	16.31	17.81	16.71	16.57	16.47	
		Stride length (m)	5.73	7.18	7.09	6.88	7.36	6.74	6.85	6.79	
		Stride duration (s)	0.416	0.398	0.422	0.422	0.413	0.403	0.413	0.413	
		Stride efficiency (%)	51.33	80.54	78.55	74.00	84.66	71.01	73.34	72.13	
		Stride count	34.90	27.86	28.21	29.06	27.17	29.67	29.19	206.06	

10 m Stride length



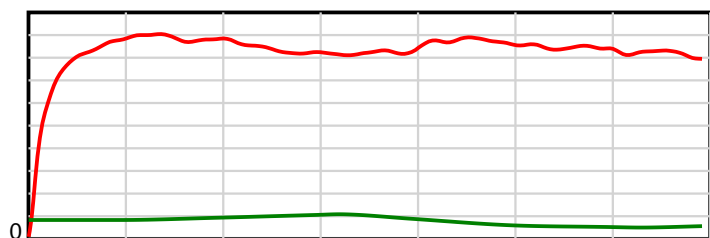
1400 m Finish

0.6 s Stride duration



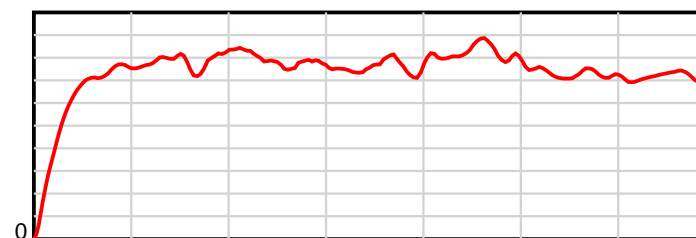
1400 m Finish

20 m/sec Speed



1400 m Finish

100 % Stride efficiency



1400 m Finish

Note: Horizontal distance axis grid lines are 200m furlongs.

Disclaimer.

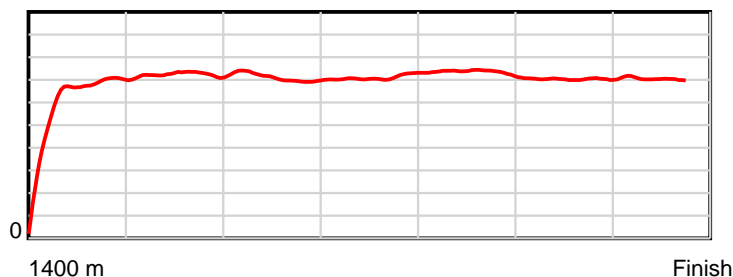
Tasracing Pty Ltd and Thoroughbred Ratings Pty Ltd accepts no responsibility for the completeness or accuracy of any of the information contained herein, and makes no representations about its suitability for any particular purpose. Users should make their own judgements about those matters and/or seek independent advice. You assume all risks associated with use of the data provided on this page.

Race Results

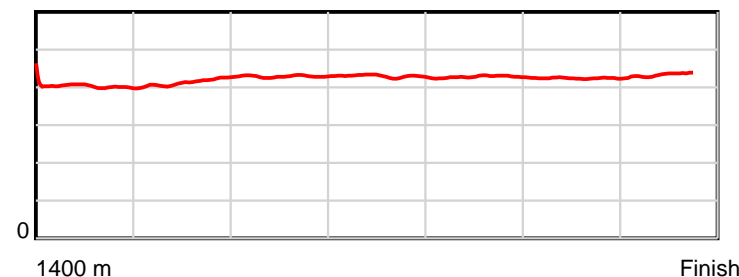
October 08, 2014, Race 2, BM62, Distance 1400m, Mowbray - Offset 0m

Result	TAB no.	Horse (Barrier)	1400 to	1200m to	1000m to	800m to	600m to	400m to	200m to	Total or	Margin
11th	8	Symbol of Free... (1)	1200m	1000m	800m	600m	400m	200m	WP	Average	
		Position in running (margin)	-	8(2.2)	6(1.8)	6(2.0)	4(3.1)	7(3.7)	9(4.5)		4.10
		Sectional time (s)	14.74	10.99	11.90	12.05	11.43	11.90	12.08		
		Cumulative time (s)	85.09	70.35	59.36	47.47	35.42	23.99	12.08	1:25.09	
		Speed (m/s)	13.57	18.20	16.81	16.60	17.50	16.81	16.56	16.45	
		Stride length (m)	5.65	7.45	7.21	7.14	7.48	7.13	7.15	6.97	
		Stride duration (s)	0.411	0.410	0.429	0.430	0.428	0.424	0.432	0.424	
		Stride efficiency (%)	49.88	86.80	81.18	79.57	87.44	79.42	79.86	75.98	
		Stride count	35.40	26.83	27.75	28.03	26.74	28.05	27.98	200.78	

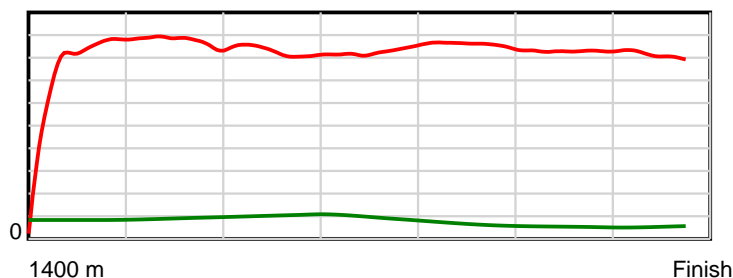
10 m Stride length



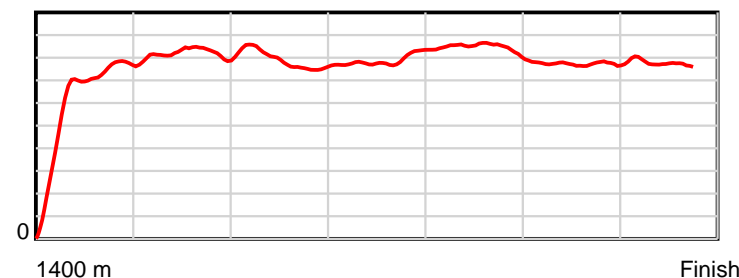
0.6 s Stride duration



20 m/sec Speed



100 % Stride efficiency



Note: Horizontal distance axis grid lines are 200m furlongs.

Disclaimer.

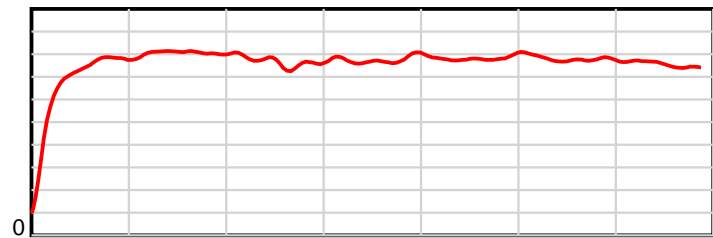
Tasracing Pty Ltd and Thoroughbred Ratings Pty Ltd accepts no responsibility for the completeness or accuracy of any of the information contained herein, and makes no representations about its suitability for any particular purpose. Users should make their own judgements about those matters and/or seek independent advice. You assume all risks associated with use of the data provided on this page.

Race Results

October 08, 2014, Race 2, BM62, Distance 1400m, Mowbray - Offset 0m

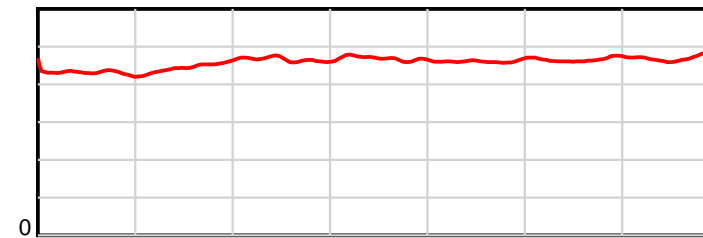
Result	TAB no.	Horse (Barrier)	1400 to	1200m to	1000m to	800m to	600m to	400m to	200m to	Total or	Margin
12th	14	Dig Zing (13)	1200m	1000m	800m	600m	400m	200m	WP	Average	
		Position in running (margin)	-	9(2.4)	2(0.0)	2(0.2)	1(0.0)	1(0.0)	2(0.8)		5.40
		Sectional time (s)	14.81	10.66	11.91	11.81	11.33	11.92	12.89		
		Cumulative time (s)	85.33	70.52	59.86	47.95	36.14	24.81	12.89	1:25.33	
		Speed (m/s)	13.51	18.76	16.79	16.93	17.65	16.78	15.52	16.41	
		Stride length (m)	6.01	8.33	7.83	7.93	8.11	7.82	7.33	7.54	
		Stride duration (s)	0.441	0.444	0.466	0.469	0.460	0.466	0.472	0.460	
		Stride efficiency (%)	56.36	108.31	95.72	98.38	102.89	95.46	83.89	88.89	
		Stride count	33.30	24.02	25.55	25.21	24.65	25.59	27.30	185.62	

10 m Stride length



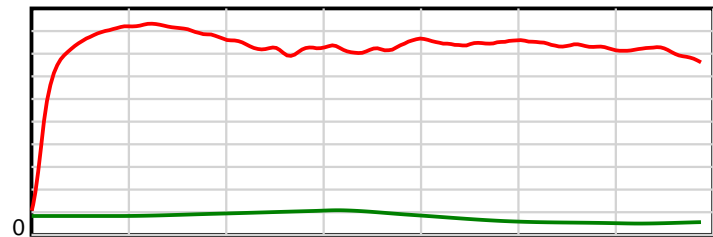
1400 m Finish

0.6 s Stride duration



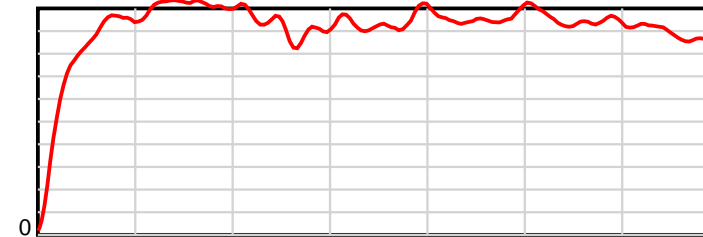
1400 m Finish

20 m/sec Speed



1400 m Finish

100 % Stride efficiency



1400 m Finish

Note: Horizontal distance axis grid lines are 200m furlongs.

Disclaimer.

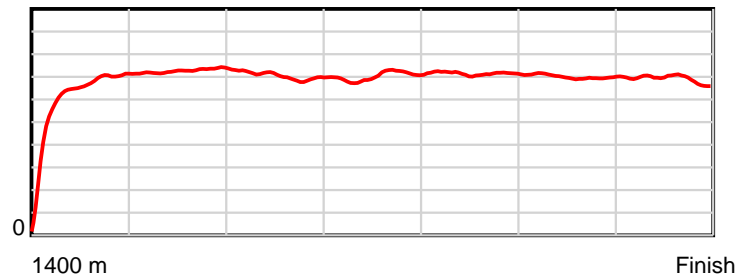
Tasracing Pty Ltd and Thoroughbred Ratings Pty Ltd accepts no responsibility for the completeness or accuracy of any of the information contained herein, and makes no representations about its suitability for any particular purpose. Users should make their own judgements about those matters and/or seek independent advice. You assume all risks associated with use of the data provided on this page.

Race Results

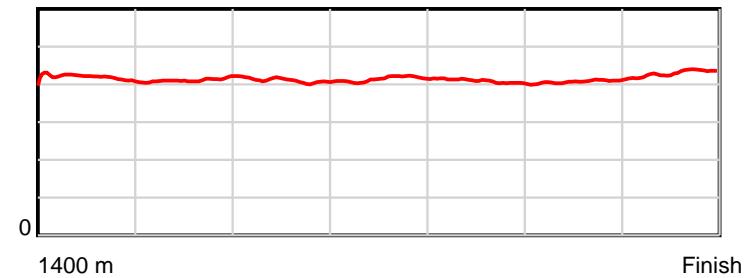
October 08, 2014, Race 2, BM62, Distance 1400m, Mowbray - Offset 0m

Result	TAB no.	Horse (Barrier)	1400 to	1200m to	1000m to	800m to	600m to	400m to	200m to	Total or	Margin
13th	12	Gee Gee's Lass (7)	1200m	1000m	800m	600m	400m	200m	WP	Average	
		Position in running (margin)	-	7(1.7)	8(3.1)	9(3.4)	7(4.5)	3(2.8)	7(3.6)		5.80
		Sectional time (s)	14.58	11.29	11.93	12.04	11.04	11.91	12.61		
		Cumulative time (s)	85.40	70.82	59.53	47.61	35.57	24.52	12.61	1:25.40	
		Speed (m/s)	13.72	17.71	16.76	16.61	18.12	16.79	15.86	16.39	
		Stride length (m)	5.69	7.28	6.87	6.86	7.38	6.84	6.83	6.78	
		Stride duration (s)	0.417	0.411	0.410	0.413	0.408	0.408	0.431	0.414	
		Stride efficiency (%)	50.67	82.73	73.85	73.60	85.20	73.17	72.90	71.87	
		Stride count	35.12	27.49	29.09	29.14	27.09	29.23	29.28	206.44	

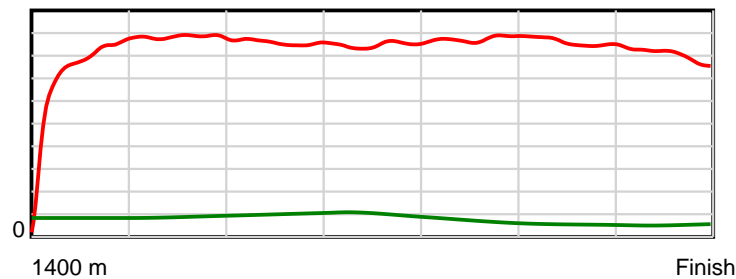
10 m Stride length



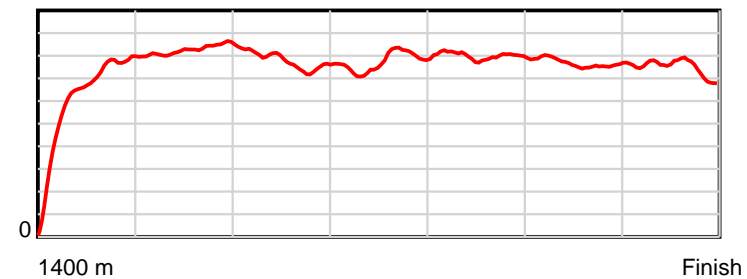
0.6 s Stride duration



20 m/sec Speed



100 % Stride efficiency



Note: Horizontal distance axis grid lines are 200m furlongs.

Disclaimer.

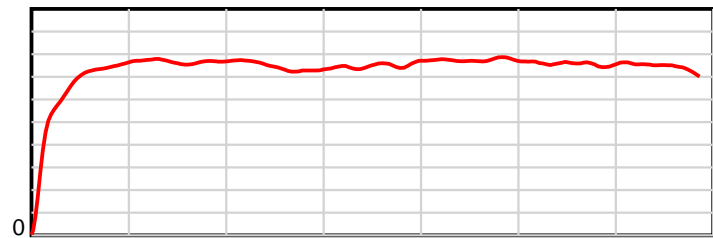
Tasracing Pty Ltd and Thoroughbred Ratings Pty Ltd accepts no responsibility for the completeness or accuracy of any of the information contained herein, and makes no representations about its suitability for any particular purpose. Users should make their own judgements about those matters and/or seek independent advice. You assume all risks associated with use of the data provided on this page.

Race Results

October 08, 2014, Race 2, BM62, Distance 1400m, Mowbray - Offset 0m

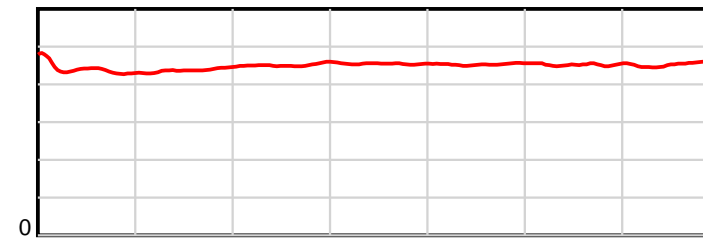
Result	TAB no.	Horse (Barrier)	1400 to	1200m to	1000m to	800m to	600m to	400m to	200m to	Total or	Margin
14th	10	Esca (4)	1200m	1000m	800m	600m	400m	200m	WP	Average	
		Position in running (margin)	-	10(2.9)	10(3.8)	11(4.7)	10(4.7)	13(5.6)	14(5.8)		7.10
		Sectional time (s)	15.00	11.22	12.02	11.86	11.48	11.81	12.26		
		Cumulative time (s)	85.64	70.64	59.43	47.41	35.55	24.07	12.26	1:25.64	
		Speed (m/s)	13.33	17.83	16.64	16.86	17.42	16.93	16.31	16.35	
		Stride length (m)	6.09	7.80	7.51	7.66	7.89	7.65	7.39	7.38	
		Stride duration (s)	0.443	0.438	0.451	0.454	0.453	0.451	0.453	0.451	
		Stride efficiency (%)	57.94	95.12	88.19	91.78	97.37	91.41	85.45	85.08	
		Stride count	32.84	25.63	26.62	26.10	25.34	26.15	27.05	189.73	

10 m Stride length



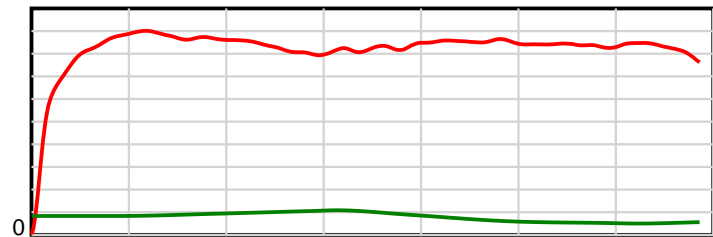
1400 m Finish

0.6 s Stride duration



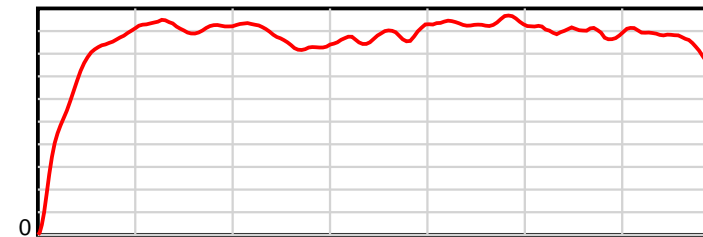
1400 m Finish

20 m/sec Speed



1400 m Finish

100 % Stride efficiency



1400 m Finish

Note: Horizontal distance axis grid lines are 200m furlongs.

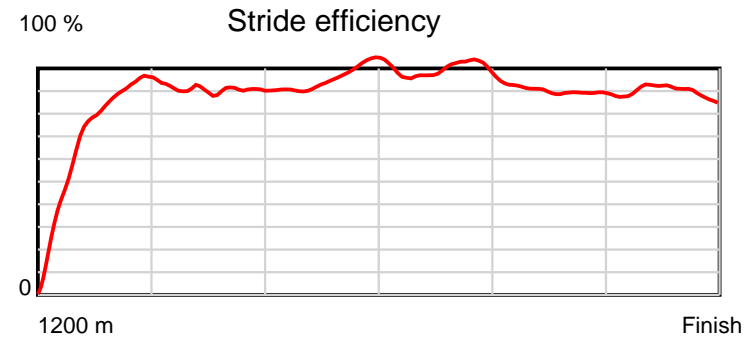
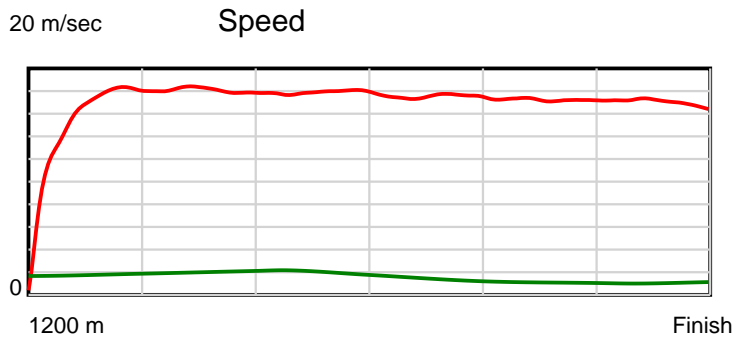
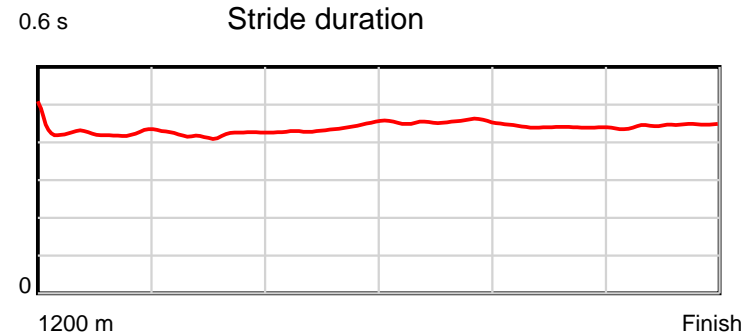
Disclaimer.

Tasracing Pty Ltd and Thoroughbred Ratings Pty Ltd accepts no responsibility for the completeness or accuracy of any of the information contained herein, and makes no representations about its suitability for any particular purpose. Users should make their own judgements about those matters and/or seek independent advice. You assume all risks associated with use of the data provided on this page.

Race Results

October 08, 2014, Race 3, MDN-SW, Distance 1200m, Mowbray - Offset 0m

Result	TAB no.	Horse (Barrier)	1200 to	1000m to	800m to	600m to	400m to	200m to	Total or	Margin
1st	7	Sahara Girl (1)	1000m	800m	600m	400m	200m	WP	Average	
		Position in running (margin)	-	4(1.9)	6(2.7)	6(2.4)	7(3.3)	3(1.1)		0.00
		Sectional time (s)	13.83	11.12	11.40	11.62	11.72	11.89		
		Cumulative time (s)	71.58	57.75	46.63	35.23	23.60	11.89	1:11.57	
		Speed (m/s)	14.46	17.99	17.54	17.21	17.06	16.82	16.76	
		Stride length (m)	6.19	7.58	7.68	7.82	7.51	7.49	7.33	
		Stride duration (s)	0.428	0.421	0.438	0.454	0.440	0.445	0.437	
		Stride efficiency (%)	59.92	89.83	92.29	95.45	88.23	87.69	84.05	
		Stride count	32.30	26.38	26.03	25.59	26.62	26.70	163.62	



Note: Horizontal distance axis grid lines are 200m furlongs.

Disclaimer.

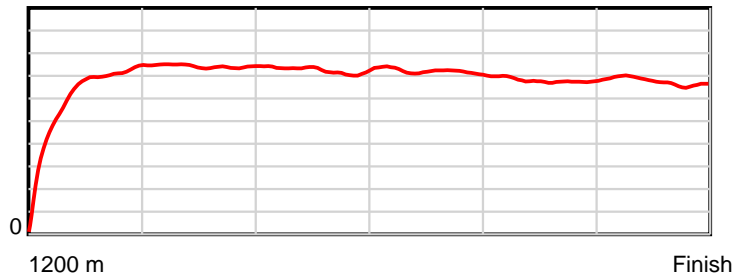
Tasracing Pty Ltd and Thoroughbred Ratings Pty Ltd accepts no responsibility for the completeness or accuracy of any of the information contained herein, and makes no representations about its suitability for any particular purpose. Users should make their own judgements about those matters and/or seek independent advice. You assume all risks associated with use of the data provided on this page.

Race Results

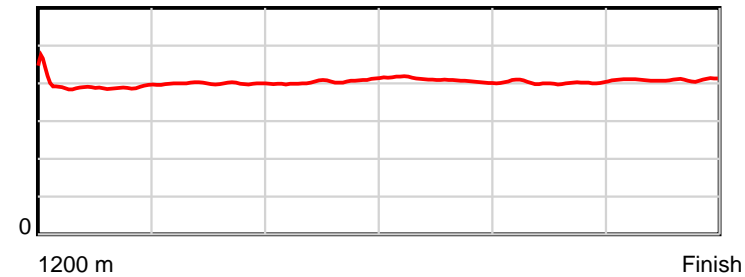
October 08, 2014, Race 3, MDN-SW, Distance 1200m, Mowbray - Offset 0m

Result	TAB no.	Horse (Barrier)	1200 to	1000m to	800m to	600m to	400m to	200m to	Total or	Margin
2nd	2	Geegee's Clang (9)	1000m	800m	600m	400m	200m	WP	Average	
		Position in running (margin)	-	3(1.2)	3(0.4)	3(0.5)	3(1.0)	2(0.2)		0.50
		Sectional time (s)	13.61	10.85	11.47	11.56	11.95	12.23		
		Cumulative time (s)	71.67	58.06	47.22	35.75	24.19	12.23	1:11.67	
		Speed (m/s)	14.70	18.43	17.44	17.30	16.74	16.35	16.74	
		Stride length (m)	6.01	7.37	7.06	7.07	6.73	6.70	6.79	
		Stride duration (s)	0.396	0.400	0.405	0.408	0.402	0.410	0.406	
		Stride efficiency (%)	56.42	84.84	77.87	78.00	70.74	70.10	72.12	
		Stride count	33.28	27.14	28.33	28.31	29.72	29.86	176.64	

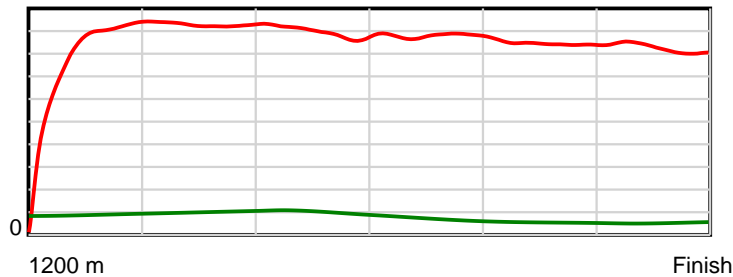
10 m Stride length



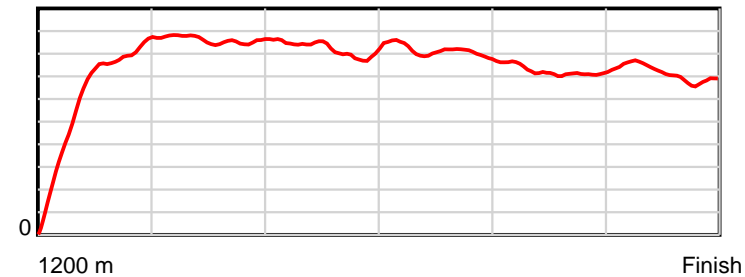
0.6 s Stride duration



20 m/sec Speed



100 % Stride efficiency



Note: Horizontal distance axis grid lines are 200m furlongs.

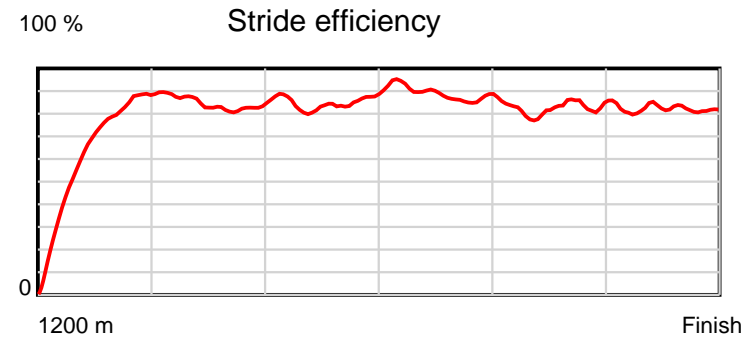
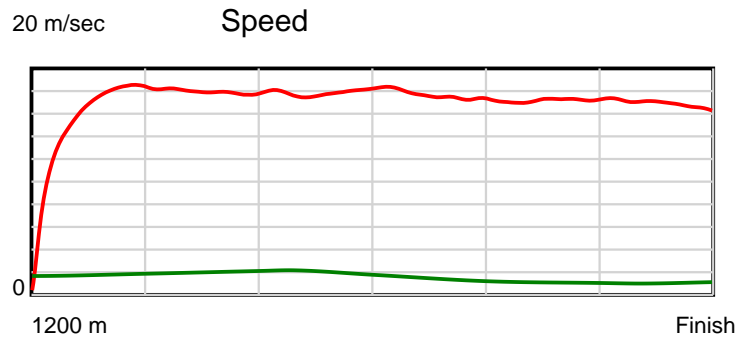
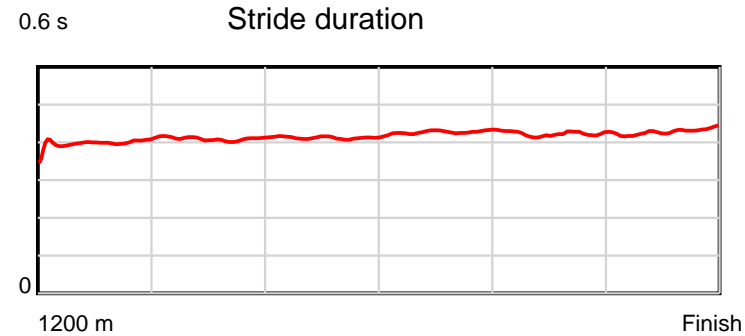
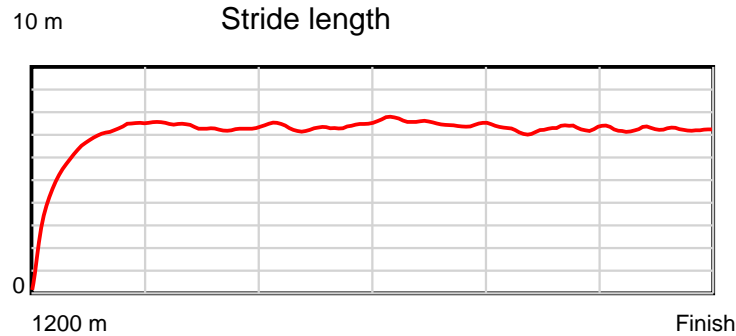
Disclaimer.

Tasracing Pty Ltd and Thoroughbred Ratings Pty Ltd accepts no responsibility for the completeness or accuracy of any of the information contained herein, and makes no representations about its suitability for any particular purpose. Users should make their own judgements about those matters and/or seek independent advice. You assume all risks associated with use of the data provided on this page.

Race Results

October 08, 2014, Race 3, MDN-SW, Distance 1200m, Mowbray - Offset 0m

Result	TAB no.	Horse (Barrier)	1200 to	1000m to	800m to	600m to	400m to	200m to	Total or	Margin
3rd	3	Lost My Patien... (2)	1000m	800m	600m	400m	200m	WP	Average	
		Position in running (margin)	-	6(2.5)	8(3.9)	8(4.0)	8(4.6)	8(2.5)		2.50
		Sectional time (s)	13.99	11.22	11.46	11.58	11.73	12.05		
		Cumulative time (s)	72.03	58.04	46.82	35.36	23.78	12.05	1:12.03	
		Speed (m/s)	14.30	17.83	17.45	17.27	17.05	16.60	16.66	
		Stride length (m)	5.65	7.29	7.19	7.39	7.20	7.12	6.91	
		Stride duration (s)	0.392	0.409	0.412	0.428	0.422	0.429	0.415	
		Stride efficiency (%)	49.80	82.98	80.75	85.38	80.94	79.17	74.62	
		Stride count	35.43	27.45	27.82	27.06	27.79	28.10	173.65	



Note: Horizontal distance axis grid lines are 200m furlongs.

Disclaimer.

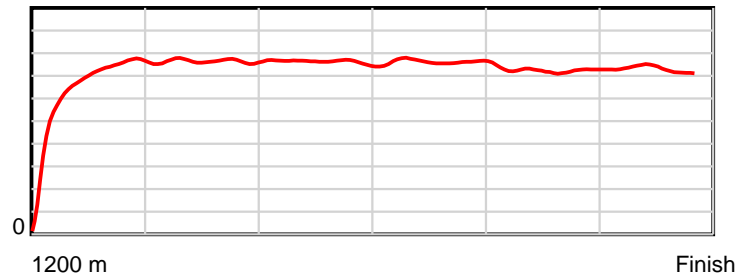
Tasracing Pty Ltd and Thoroughbred Ratings Pty Ltd accepts no responsibility for the completeness or accuracy of any of the information contained herein, and makes no representations about its suitability for any particular purpose. Users should make their own judgements about those matters and/or seek independent advice. You assume all risks associated with use of the data provided on this page.

Race Results

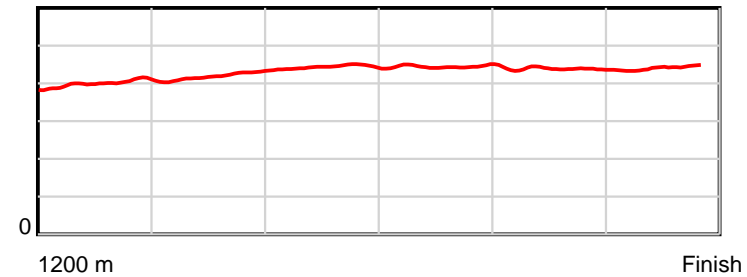
October 08, 2014, Race 3, MDN-SW, Distance 1200m, Mowbray - Offset 0m

Result	TAB no.	Horse (Barrier)	1200 to	1000m to	800m to	600m to	400m to	200m to	Total or	Margin
4th	11	Hyperbole (8)	1000m	800m	600m	400m	200m	WP	Average	
		Position in running (margin)	-	7(3.2)	5(1.9)	5(1.5)	4(1.1)	1(0.0)		2.70
		Sectional time (s)	14.34	10.77	11.39	11.41	11.89	12.27		
		Cumulative time (s)	72.07	57.73	46.96	35.57	24.16	12.27	1:12.06	
		Speed (m/s)	13.95	18.57	17.56	17.53	16.82	16.30	16.65	
		Stride length (m)	5.69	7.74	7.79	7.77	7.39	7.19	7.17	
		Stride duration (s)	0.397	0.417	0.443	0.443	0.440	0.441	0.431	
		Stride efficiency (%)	50.61	93.70	94.76	94.25	85.44	80.69	80.42	
		Stride count	35.14	25.83	25.68	25.75	27.05	27.83	167.28	

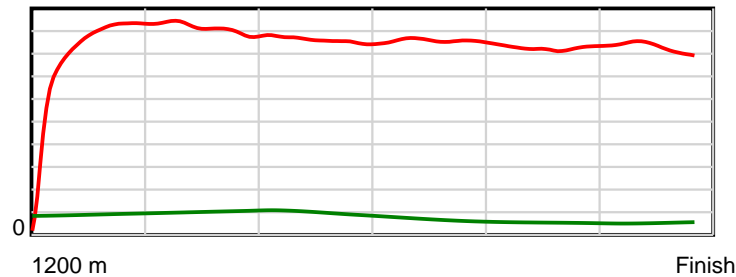
10 m Stride length



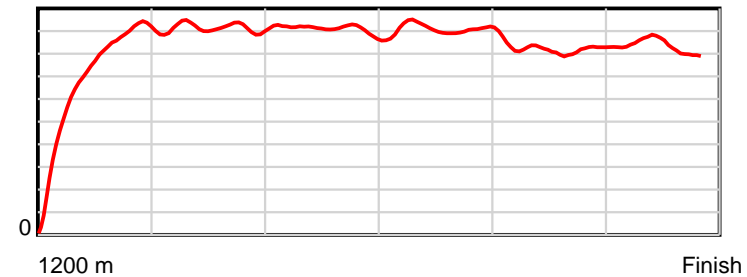
0.6 s Stride duration



20 m/sec Speed



100 % Stride efficiency



Note: Horizontal distance axis grid lines are 200m furlongs.

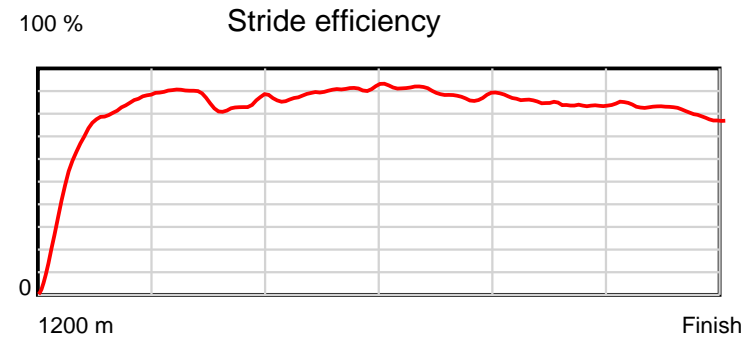
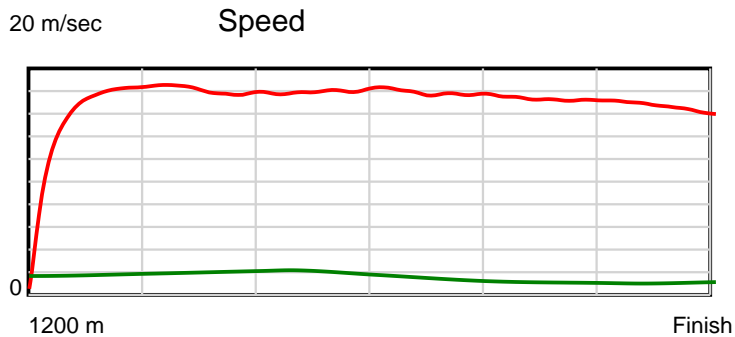
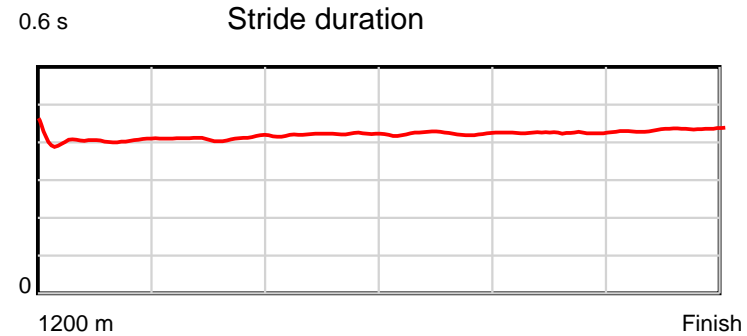
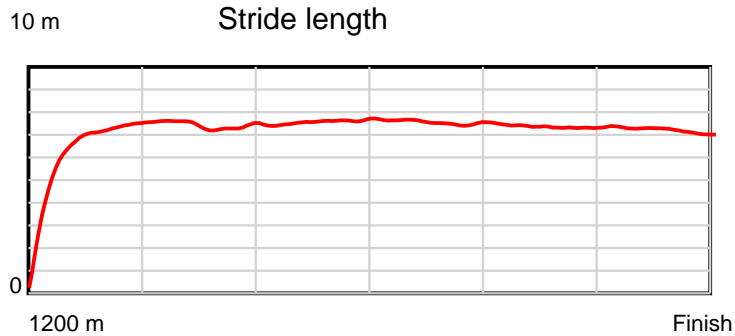
Disclaimer.

Tasracing Pty Ltd and Thoroughbred Ratings Pty Ltd accepts no responsibility for the completeness or accuracy of any of the information contained herein, and makes no representations about its suitability for any particular purpose. Users should make their own judgements about those matters and/or seek independent advice. You assume all risks associated with use of the data provided on this page.

Race Results

October 08, 2014, Race 3, MDN-SW, Distance 1200m, Mowbray - Offset 0m

Result	TAB no.	Horse (Barrier)	1200 to	1000m to	800m to	600m to	400m to	200m to	Total or	Margin
5th	6	Another Charle... (3)	1000m	800m	600m	400m	200m	WP	Average	
		Position in running (margin)	-	5(2.4)	7(3.6)	7(2.9)	6(2.9)	7(2.3)		3.10
		Sectional time (s)	13.88	11.18	11.33	11.47	11.98	12.29		
		Cumulative time (s)	72.14	58.26	47.07	35.74	24.27	12.29	1:12.14	
		Speed (m/s)	14.41	17.89	17.65	17.44	16.69	16.27	16.63	
		Stride length (m)	5.86	7.35	7.44	7.38	7.10	7.07	6.99	
		Stride duration (s)	0.404	0.411	0.422	0.423	0.425	0.434	0.420	
		Stride efficiency (%)	53.72	84.38	86.53	85.08	78.79	78.01	76.25	
		Stride count	34.11	27.22	26.88	27.10	28.17	28.31	171.79	



Note: Horizontal distance axis grid lines are 200m furlongs.

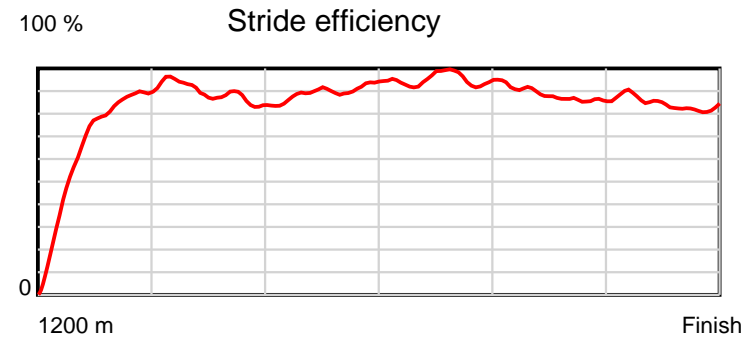
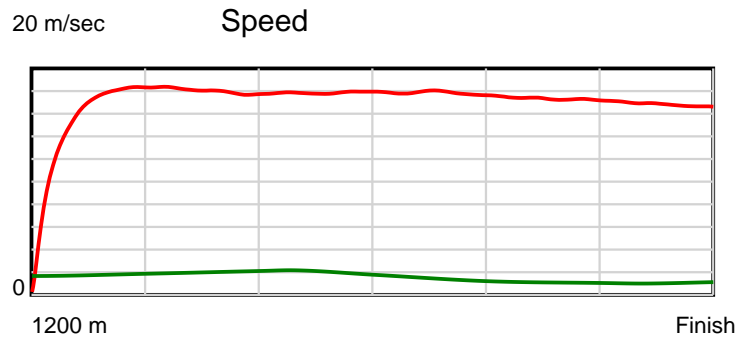
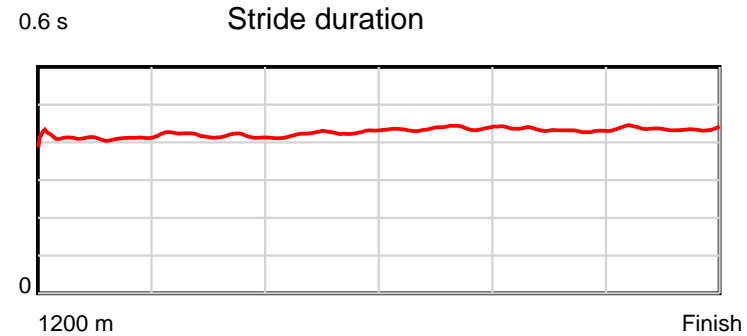
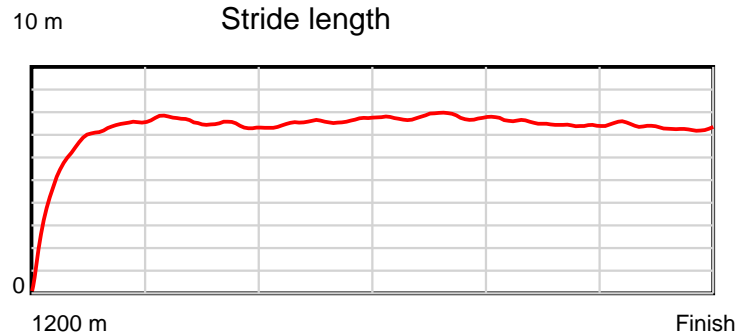
Disclaimer.

Tasracing Pty Ltd and Thoroughbred Ratings Pty Ltd accepts no responsibility for the completeness or accuracy of any of the information contained herein, and makes no representations about its suitability for any particular purpose. Users should make their own judgements about those matters and/or seek independent advice. You assume all risks associated with use of the data provided on this page.

Race Results

October 08, 2014, Race 3, MDN-SW, Distance 1200m, Mowbray - Offset 0m

Result	TAB no.	Horse (Barrier)	1200 to	1000m to	800m to	600m to	400m to	200m to	Total or	Margin
6th	5	Sir Halliday (6)	1000m	800m	600m	400m	200m	WP	Average	
		Position in running (margin)	-	9(4.9)	10(6.1)	10(6.1)	10(5.5)	10(4.1)		3.90
		Sectional time (s)	14.49	11.19	11.45	11.37	11.84	11.94		
		Cumulative time (s)	72.28	57.79	46.60	35.15	23.78	11.94	1:12.28	
		Speed (m/s)	13.80	17.87	17.47	17.59	16.89	16.75	16.60	
		Stride length (m)	5.74	7.48	7.41	7.69	7.29	7.33	7.09	
		Stride duration (s)	0.408	0.419	0.424	0.437	0.432	0.437	0.427	
		Stride efficiency (%)	51.51	87.37	85.83	92.42	83.16	83.91	78.52	
		Stride count	34.83	26.75	26.99	26.01	27.42	27.29	169.29	



Note: Horizontal distance axis grid lines are 200m furlongs.

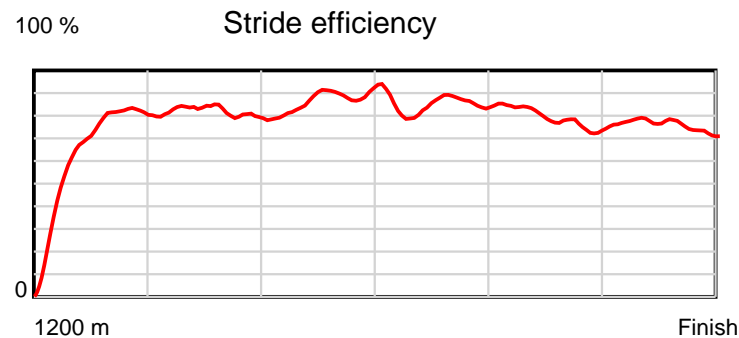
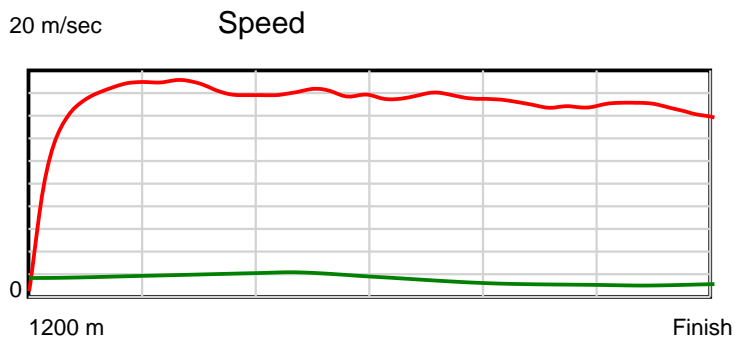
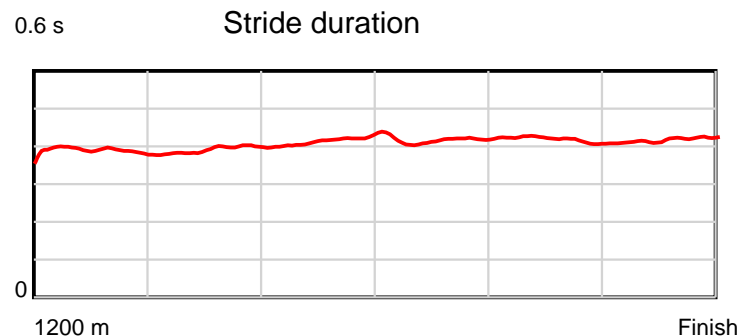
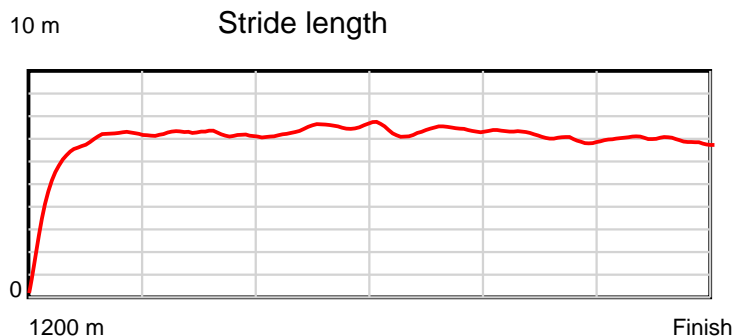
Disclaimer.

Tasracing Pty Ltd and Thoroughbred Ratings Pty Ltd accepts no responsibility for the completeness or accuracy of any of the information contained herein, and makes no representations about its suitability for any particular purpose. Users should make their own judgements about those matters and/or seek independent advice. You assume all risks associated with use of the data provided on this page.

Race Results

October 08, 2014, Race 3, MDN-SW, Distance 1200m, Mowbray - Offset 0m

Result	TAB no.	Horse (Barrier)	1200 to	1000m to	800m to	600m to	400m to	200m to	Total or	Margin
7th	10	Don't Tell Kay... (4)	1000m	800m	600m	400m	200m	WP	Average	
		Position in running (margin)	-	2(0.6)	1(0.0)	1(0.0)	2(0.6)	4(1.8)		4.10
		Sectional time (s)	14.00	10.89	11.45	11.58	12.27	12.13		
		Cumulative time (s)	72.32	58.32	47.43	35.98	24.41	12.13	1:12.31	
		Speed (m/s)	14.28	18.37	17.47	17.27	16.30	16.49	16.59	
		Stride length (m)	5.91	7.15	7.26	7.19	6.79	6.91	6.83	
		Stride duration (s)	0.388	0.389	0.416	0.416	0.417	0.419	0.412	
		Stride efficiency (%)	54.54	79.79	82.36	80.69	72.03	74.52	72.94	
		Stride count	33.85	27.99	27.55	27.83	29.46	28.96	175.64	



Note: Horizontal distance axis grid lines are 200m furlongs.

Disclaimer.

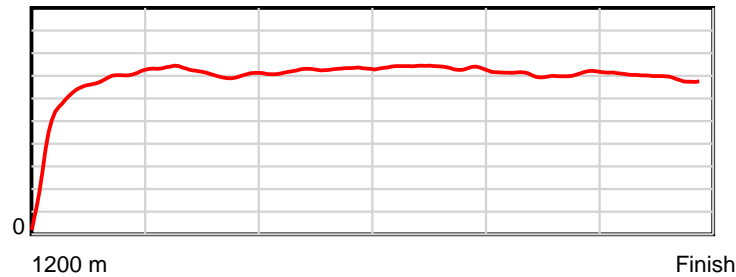
Tasracing Pty Ltd and Thoroughbred Ratings Pty Ltd accepts no responsibility for the completeness or accuracy of any of the information contained herein, and makes no representations about its suitability for any particular purpose. Users should make their own judgements about those matters and/or seek independent advice. You assume all risks associated with use of the data provided on this page.

Race Results

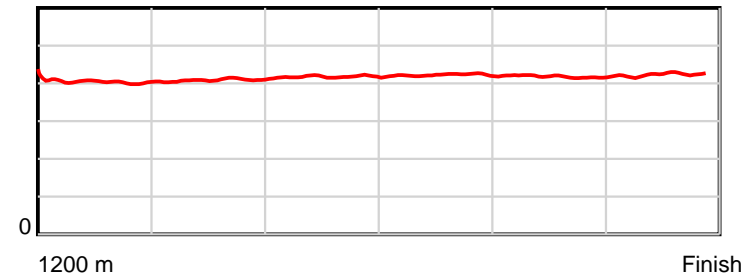
October 08, 2014, Race 3, MDN-SW, Distance 1200m, Mowbray - Offset 0m

Result	TAB no.	Horse (Barrier)	1200 to	1000m to	800m to	600m to	400m to	200m to	Total or	Margin
8th	9	Soldier's Choi... (7)	1000m	800m	600m	400m	200m	WP	Average	
		Position in running (margin)	-	11(7.7)	11(9.0)	11(8.5)	11(7.2)	11(5.3)		5.40
		Sectional time (s)	14.98	11.20	11.37	11.25	11.77	11.99		
		Cumulative time (s)	72.56	57.58	46.38	35.01	23.75	11.99	1:12.56	
		Speed (m/s)	13.35	17.86	17.59	17.78	16.99	16.68	16.54	
		Stride length (m)	5.56	7.29	7.34	7.49	7.11	7.06	6.90	
		Stride duration (s)	0.403	0.408	0.417	0.422	0.418	0.423	0.417	
		Stride efficiency (%)	48.24	83.00	84.25	87.72	78.90	77.83	74.44	
		Stride count	36.00	27.44	27.24	26.69	28.15	28.34	173.86	

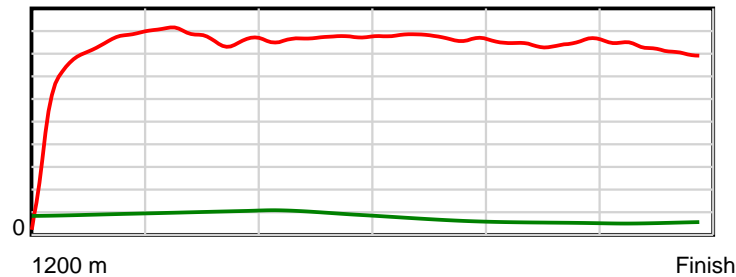
10 m Stride length



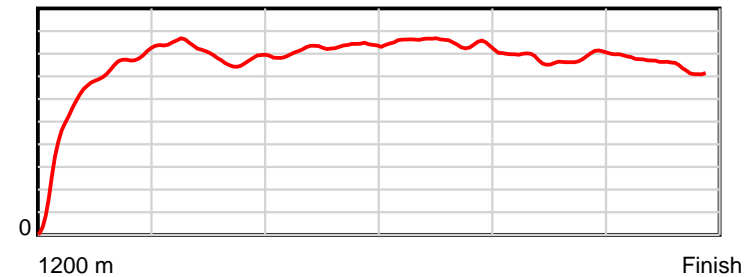
0.6 s Stride duration



20 m/sec Speed



100 % Stride efficiency



Note: Horizontal distance axis grid lines are 200m furlongs.

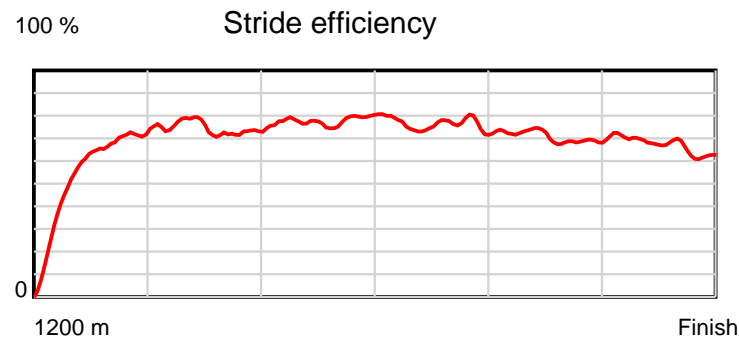
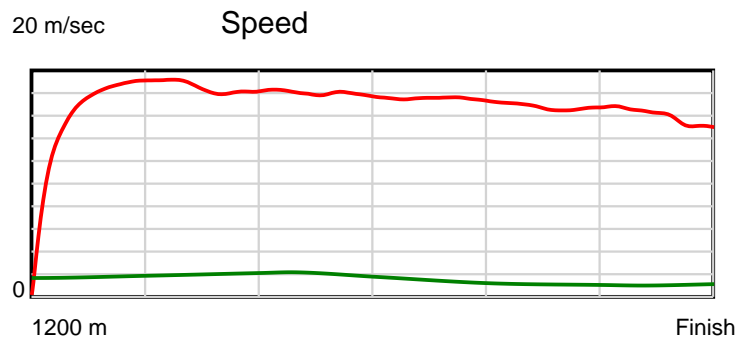
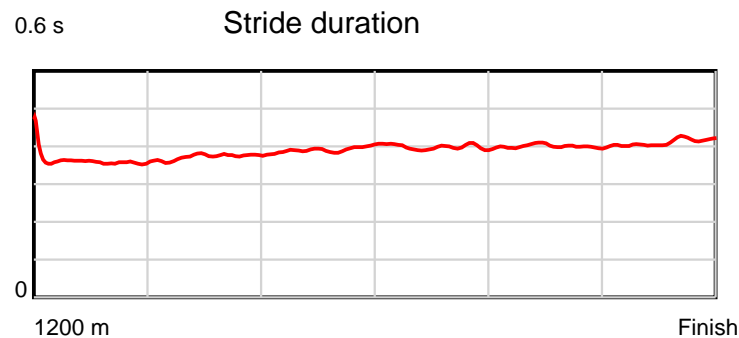
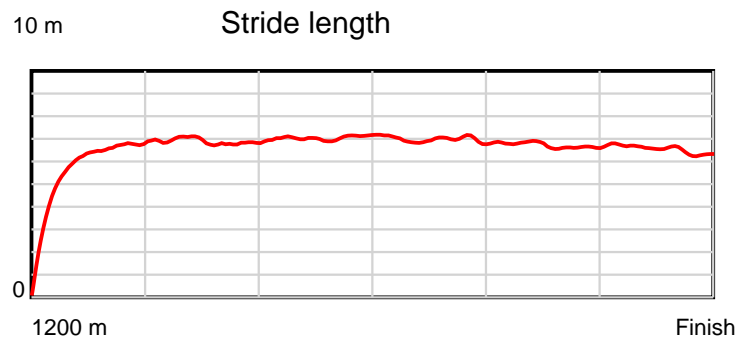
Disclaimer.

Tasracing Pty Ltd and Thoroughbred Ratings Pty Ltd accepts no responsibility for the completeness or accuracy of any of the information contained herein, and makes no representations about its suitability for any particular purpose. Users should make their own judgements about those matters and/or seek independent advice. You assume all risks associated with use of the data provided on this page.

Race Results

October 08, 2014, Race 3, MDN-SW, Distance 1200m, Mowbray - Offset 0m

Result	TAB no.	Horse (Barrier)	1200 to	1000m to	800m to	600m to	400m to	200m to	Total or	Margin
9th	1	Asarum (5)	1000m	800m	600m	400m	200m	WP	Average	
		Position in running (margin)	-	1(0.0)	2(0.3)	2(0.2)	5(1.3)	6(1.9)		6.70
		Sectional time (s)	13.74	11.03	11.43	11.66	12.19	12.75		
		Cumulative time (s)	72.80	59.06	48.02	36.60	24.94	12.75	1:12.79	
		Speed (m/s)	14.56	18.13	17.50	17.15	16.41	15.69	16.48	
		Stride length (m)	5.52	6.73	6.85	6.81	6.55	6.46	6.45	
		Stride duration (s)	0.364	0.371	0.391	0.397	0.399	0.412	0.391	
		Stride efficiency (%)	47.56	70.84	73.36	72.42	67.09	65.20	65.04	
		Stride count	36.25	29.70	29.19	29.38	30.52	30.96	186.00	



Note: Horizontal distance axis grid lines are 200m furlongs.

Disclaimer.

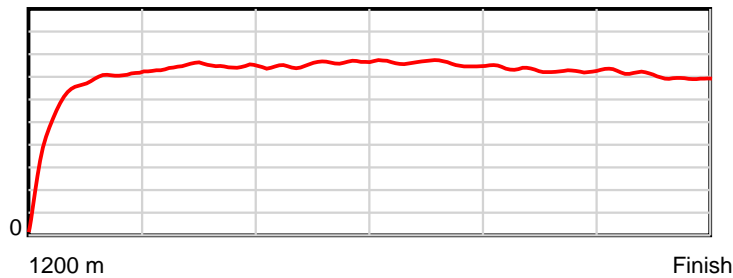
Tasracing Pty Ltd and Thoroughbred Ratings Pty Ltd accepts no responsibility for the completeness or accuracy of any of the information contained herein, and makes no representations about its suitability for any particular purpose. Users should make their own judgements about those matters and/or seek independent advice. You assume all risks associated with use of the data provided on this page.

Race Results

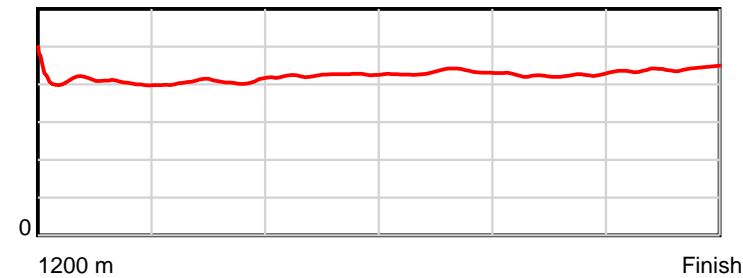
October 08, 2014, Race 3, MDN-SW, Distance 1200m, Mowbray - Offset 0m

Result	TAB no.	Horse (Barrier)	1200 to	1000m to	800m to	600m to	400m to	200m to	Total or	Margin
10th	4	Paleface Prest... (11)	1000m	800m	600m	400m	200m	WP	Average	
		Position in running (margin)	-	8(4.3)	9(4.9)	9(4.7)	9(5.4)	9(4.0)		7.50
		Sectional time (s)	14.42	11.07	11.42	11.59	11.85	12.61		
		Cumulative time (s)	72.95	58.53	47.47	36.05	24.46	12.61	1:12.95	
		Speed (m/s)	13.87	18.07	17.51	17.26	16.88	15.86	16.45	
		Stride length (m)	5.71	7.35	7.44	7.45	7.17	7.00	6.96	
		Stride duration (s)	0.404	0.407	0.425	0.432	0.425	0.441	0.423	
		Stride efficiency (%)	50.95	84.33	86.42	86.72	80.32	76.55	75.64	
		Stride count	35.03	27.23	26.89	26.85	27.90	28.58	172.48	

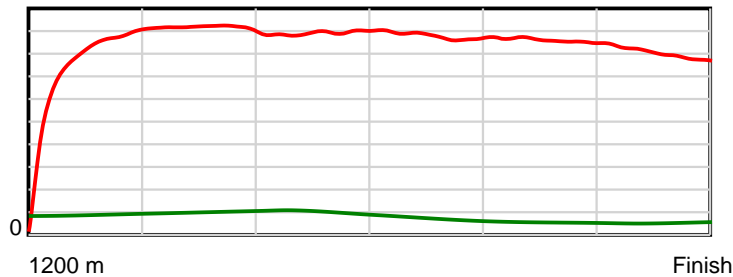
10 m Stride length



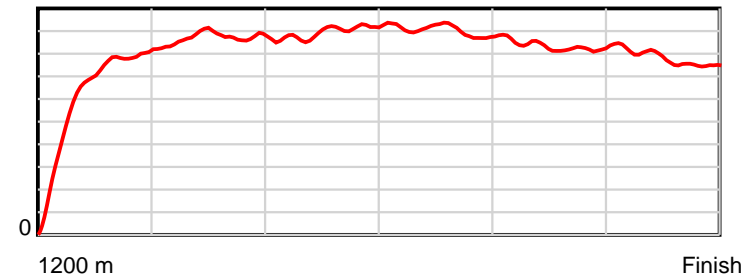
0.6 s Stride duration



20 m/sec Speed



100 % Stride efficiency



Note: Horizontal distance axis grid lines are 200m furlongs.

Disclaimer.

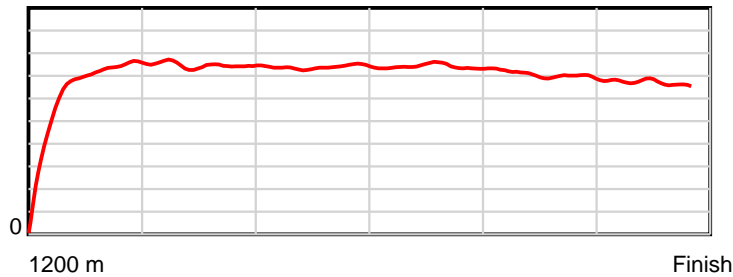
Tasracing Pty Ltd and Thoroughbred Ratings Pty Ltd accepts no responsibility for the completeness or accuracy of any of the information contained herein, and makes no representations about its suitability for any particular purpose. Users should make their own judgements about those matters and/or seek independent advice. You assume all risks associated with use of the data provided on this page.

Race Results

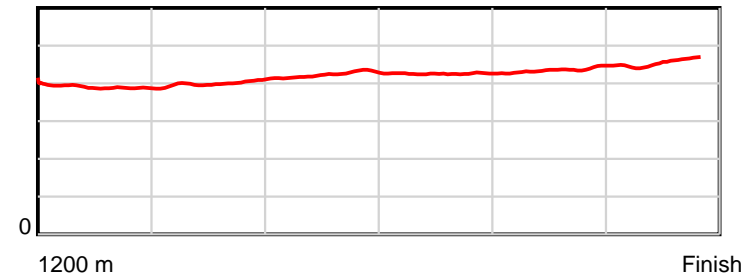
October 08, 2014, Race 3, MDN-SW, Distance 1200m, Mowbray - Offset 0m

Result	TAB no.	Horse (Barrier)	1200 to	1000m to	800m to	600m to	400m to	200m to	Total or	Margin
11th	8	Santolaya (10)	1000m	800m	600m	400m	200m	WP	Average	
		Position in running (margin)	-	10(5.0)	4(1.3)	4(0.5)	1(0.0)	5(1.8)		14.00
		Sectional time (s)	15.04	10.37	11.31	11.39	12.37	13.69		
		Cumulative time (s)	74.18	59.14	48.77	37.46	26.06	13.69	1:14.18	
		Speed (m/s)	13.30	19.29	17.68	17.56	16.17	14.61	16.18	
		Stride length (m)	5.58	7.65	7.45	7.46	6.99	6.65	6.89	
		Stride duration (s)	0.398	0.397	0.421	0.425	0.433	0.455	0.426	
		Stride efficiency (%)	48.73	91.55	86.66	87.07	76.41	69.21	74.11	
		Stride count	35.82	26.13	26.86	26.79	28.60	30.05	174.25	

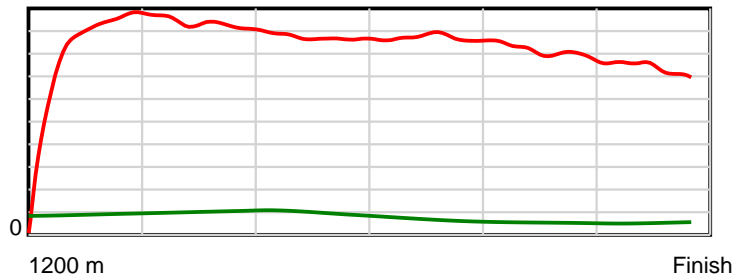
10 m Stride length



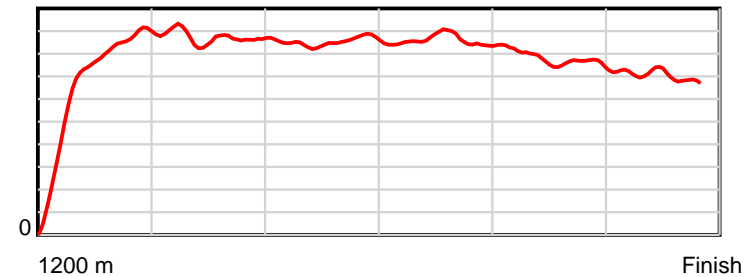
0.6 s Stride duration



20 m/sec Speed



100 % Stride efficiency



Note: Horizontal distance axis grid lines are 200m furlongs.

Disclaimer.

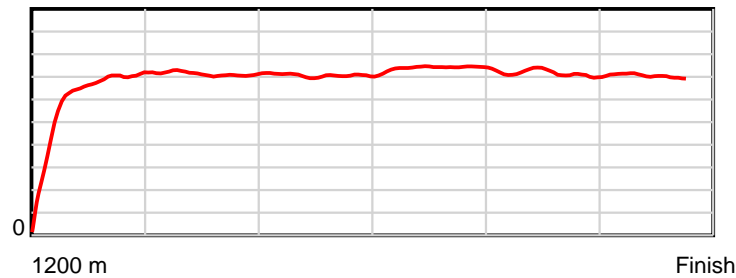
Tasracing Pty Ltd and Thoroughbred Ratings Pty Ltd accepts no responsibility for the completeness or accuracy of any of the information contained herein, and makes no representations about its suitability for any particular purpose. Users should make their own judgements about those matters and/or seek independent advice. You assume all risks associated with use of the data provided on this page.

Race Results

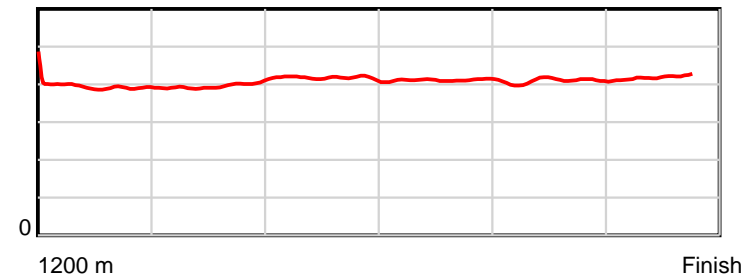
October 08, 2014, Race 4, MDN-SW, Distance 1200m, Mowbray - Offset 0m

Result	TAB no.	Horse (Barrier)	1200 to	1000m to	800m to	600m to	400m to	200m to	Total or	Margin
1st	9	Vengeance of F... (1)	1000m	800m	600m	400m	200m	WP	Average	
		Position in running (margin)	-	2(1.0)	2(0.7)	2(0.7)	2(0.0)	1(0.0)		0.00
		Sectional time (s)	14.03	10.73	11.72	10.93	11.22	11.79		
		Cumulative time (s)	70.43	56.40	45.66	33.94	23.01	11.79	1:10.43	
		Speed (m/s)	14.26	18.64	17.06	18.30	17.83	16.96	17.04	
		Stride length (m)	5.59	7.34	7.12	7.51	7.31	7.06	6.92	
		Stride duration (s)	0.393	0.394	0.417	0.411	0.410	0.416	0.406	
		Stride efficiency (%)	48.88	84.11	79.20	88.21	83.61	77.89	74.84	
		Stride count	35.76	27.26	28.09	26.62	27.34	28.33	173.40	

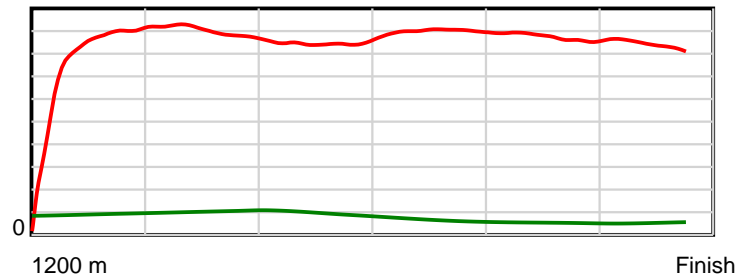
10 m Stride length



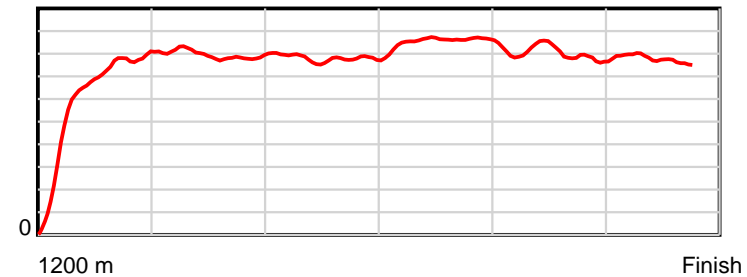
0.6 s Stride duration



20 m/sec Speed



100 % Stride efficiency



Note: Horizontal distance axis grid lines are 200m furlongs.

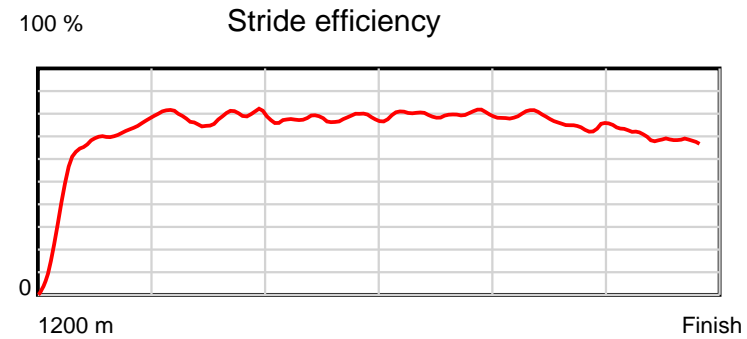
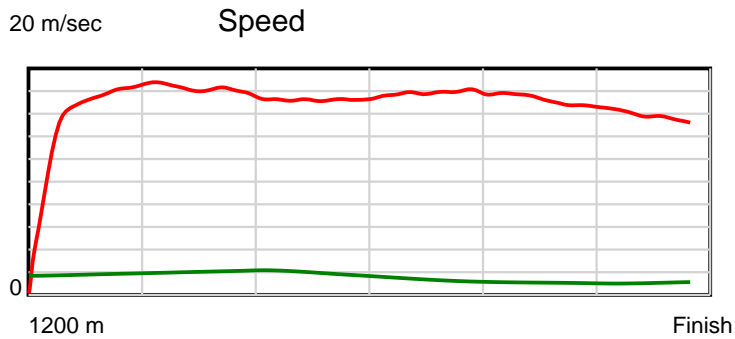
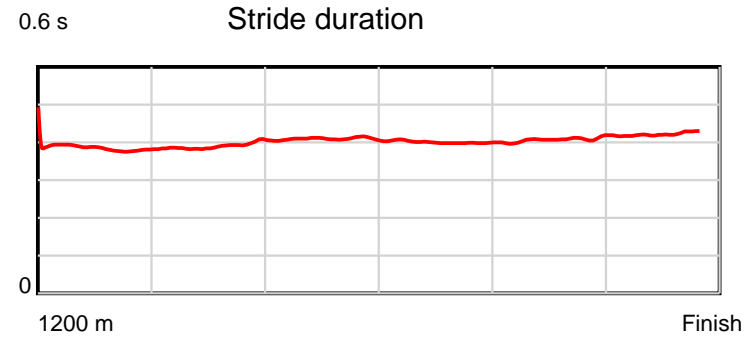
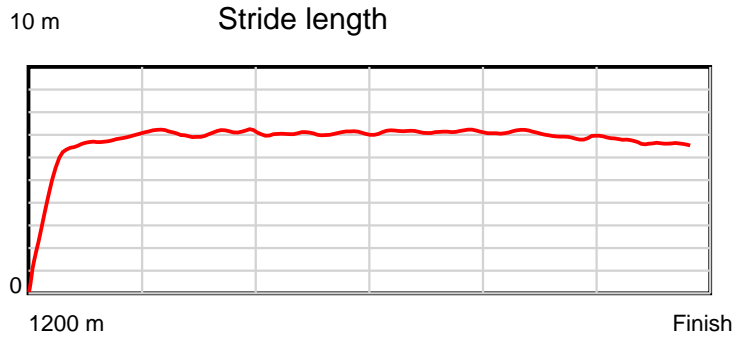
Disclaimer.

Tasracing Pty Ltd and Thoroughbred Ratings Pty Ltd accepts no responsibility for the completeness or accuracy of any of the information contained herein, and makes no representations about its suitability for any particular purpose. Users should make their own judgements about those matters and/or seek independent advice. You assume all risks associated with use of the data provided on this page.

Race Results

October 08, 2014, Race 4, MDN-SW, Distance 1200m, Mowbray - Offset 0m

Result	TAB no.	Horse (Barrier)	1200 to	1000m to	800m to	600m to	400m to	200m to	Total or	Margin
2nd	8	Sedate (3)	1000m	800m	600m	400m	200m	WP	Average	
		Position in running (margin)	-	1(0.0)	1(0.0)	1(0.0)	1(0.0)	2(1.8)		5.30
		Sectional time (s)	13.82	10.77	11.72	11.04	11.53	12.49		
		Cumulative time (s)	71.38	57.56	46.78	35.06	24.02	12.49	1:11.37	
		Speed (m/s)	14.48	18.57	17.06	18.12	17.35	16.01	16.81	
		Stride length (m)	5.70	7.18	6.99	7.27	7.01	6.76	6.77	
		Stride duration (s)	0.395	0.387	0.410	0.401	0.404	0.422	0.403	
		Stride efficiency (%)	50.70	80.58	76.39	82.48	76.79	71.40	71.65	
		Stride count	35.11	27.85	28.61	27.53	28.53	29.59	177.22	



Note: Horizontal distance axis grid lines are 200m furlongs.

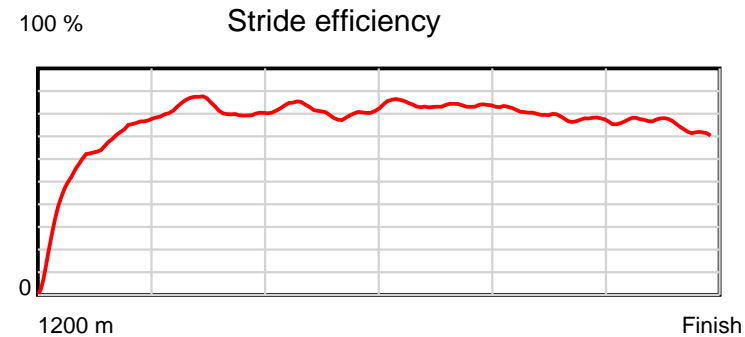
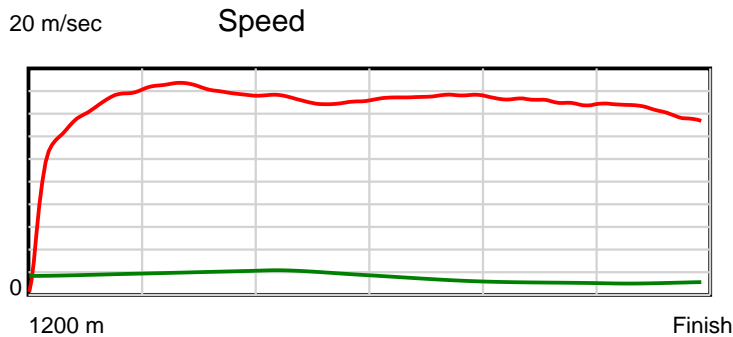
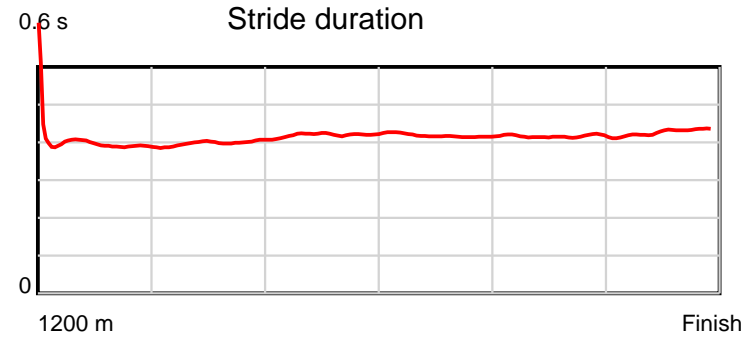
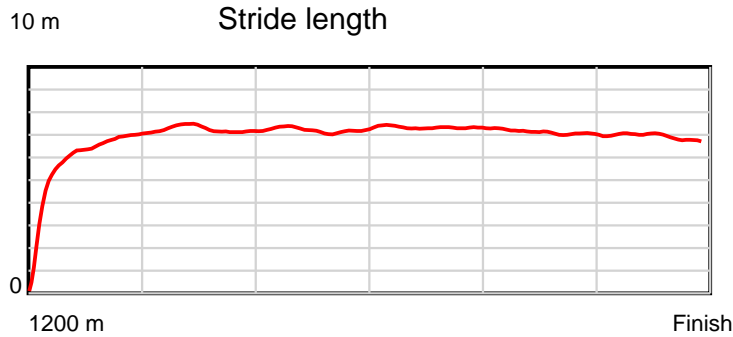
Disclaimer.

Tasracing Pty Ltd and Thoroughbred Ratings Pty Ltd accepts no responsibility for the completeness or accuracy of any of the information contained herein, and makes no representations about its suitability for any particular purpose. Users should make their own judgements about those matters and/or seek independent advice. You assume all risks associated with use of the data provided on this page.

Race Results

October 08, 2014, Race 4, MDN-SW, Distance 1200m, Mowbray - Offset 0m

Result	TAB no.	Horse (Barrier)	1200 to	1000m to	800m to	600m to	400m to	200m to	Total or	Margin
3rd	5	The Daily Show (2)	1000m	800m	600m	400m	200m	WP	Average	
		Position in running (margin)	-	7(2.2)	4(2.2)	4(1.5)	5(3.3)	4(5.7)		8.10
		Sectional time (s)	14.31	10.77	11.60	11.34	11.62	12.25		
		Cumulative time (s)	71.89	57.58	46.81	35.22	23.87	12.25	1:11.89	
		Speed (m/s)	13.98	18.57	17.24	17.64	17.21	16.33	16.69	
		Stride length (m)	5.53	7.40	7.24	7.36	7.17	6.97	6.87	
		Stride duration (s)	0.392	0.398	0.420	0.417	0.417	0.427	0.412	
		Stride efficiency (%)	47.78	85.53	81.87	84.57	80.33	75.98	73.82	
		Stride count	36.17	27.03	27.63	27.19	27.89	28.68	174.59	



Note: Horizontal distance axis grid lines are 200m furlongs.

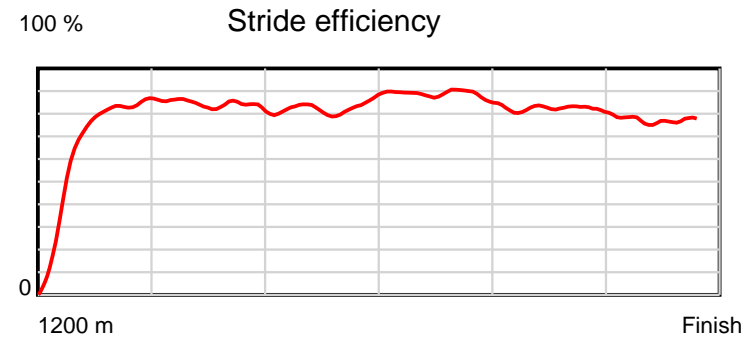
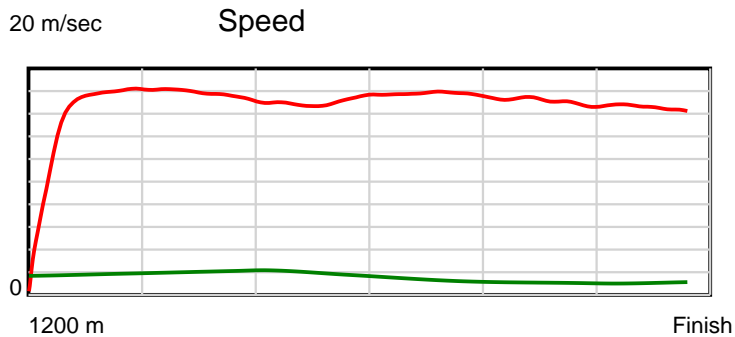
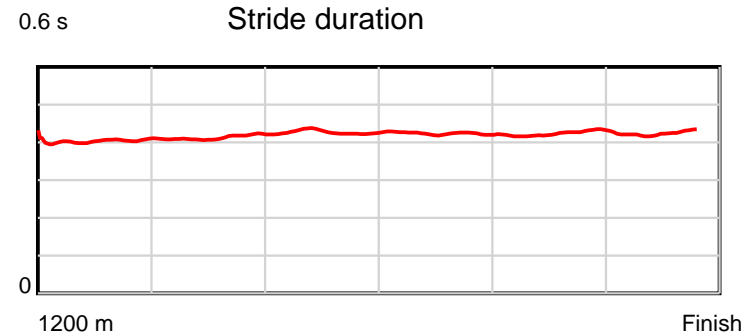
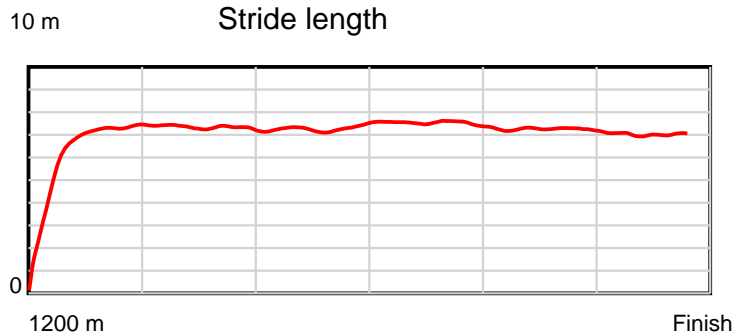
Disclaimer.

Tasracing Pty Ltd and Thoroughbred Ratings Pty Ltd accepts no responsibility for the completeness or accuracy of any of the information contained herein, and makes no representations about its suitability for any particular purpose. Users should make their own judgements about those matters and/or seek independent advice. You assume all risks associated with use of the data provided on this page.

Race Results

October 08, 2014, Race 4, MDN-SW, Distance 1200m, Mowbray - Offset 0m

Result	TAB no.	Horse (Barrier)	1200 to	1000m to	800m to	600m to	400m to	200m to	Total or	Margin
4th	1	Brazen Soldier (9)	1000m	800m	600m	400m	200m	WP	Average	
		Position in running (margin)	-	8(3.5)	10(4.3)	9(4.3)	9(4.8)	7(6.8)		8.20
		Sectional time (s)	14.53	10.90	11.72	11.13	11.55	12.07		
		Cumulative time (s)	71.90	57.37	46.47	34.75	23.62	12.07	1:11.90	
		Speed (m/s)	13.76	18.35	17.06	17.97	17.32	16.57	16.69	
		Stride length (m)	5.70	7.55	7.27	7.62	7.30	7.06	7.02	
		Stride duration (s)	0.402	0.412	0.426	0.424	0.422	0.426	0.420	
		Stride efficiency (%)	50.74	89.13	82.62	90.80	83.32	77.80	76.91	
		Stride count	35.10	26.48	27.50	26.24	27.39	28.34	171.05	



Note: Horizontal distance axis grid lines are 200m furlongs.

Disclaimer.

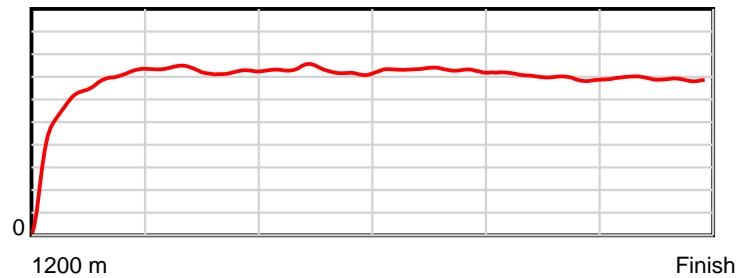
Tasracing Pty Ltd and Thoroughbred Ratings Pty Ltd accepts no responsibility for the completeness or accuracy of any of the information contained herein, and makes no representations about its suitability for any particular purpose. Users should make their own judgements about those matters and/or seek independent advice. You assume all risks associated with use of the data provided on this page.

Race Results

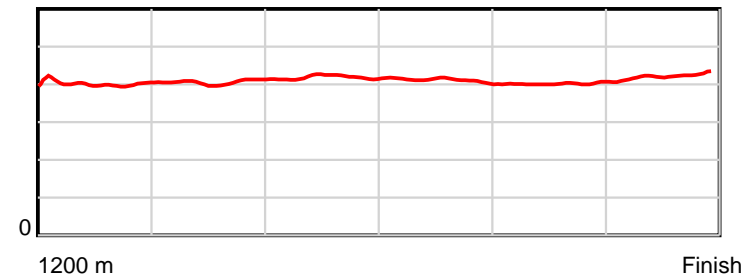
October 08, 2014, Race 4, MDN-SW, Distance 1200m, Mowbray - Offset 0m

Result	TAB no.	Horse (Barrier)	1200 to	1000m to	800m to	600m to	400m to	200m to	Total or	Margin
5th	7	Mercyful Fate (4)	1000m	800m	600m	400m	200m	WP	Average	
		Position in running (margin)	-	6(1.9)	6(3.0)	6(3.0)	4(3.3)	3(4.9)		8.30
		Sectional time (s)	14.48	10.97	11.72	11.09	11.49	12.18		
		Cumulative time (s)	71.92	57.44	46.47	34.76	23.67	12.18	1:11.92	
		Speed (m/s)	13.81	18.23	17.06	18.03	17.41	16.42	16.68	
		Stride length (m)	5.63	7.40	7.14	7.43	6.98	6.93	6.86	
		Stride duration (s)	0.398	0.406	0.418	0.412	0.401	0.422	0.411	
		Stride efficiency (%)	49.53	85.58	79.58	86.20	76.24	75.00	73.47	
		Stride count	35.52	27.03	28.03	26.93	28.63	28.87	175.01	

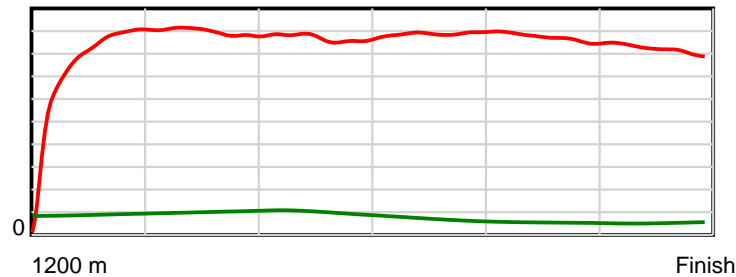
10 m Stride length



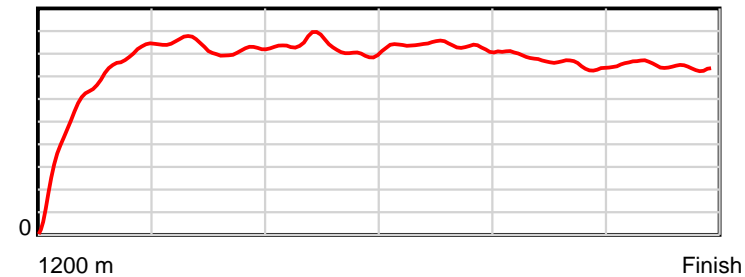
0.6 s Stride duration



20 m/sec Speed



100 % Stride efficiency



Note: Horizontal distance axis grid lines are 200m furlongs.

Disclaimer.

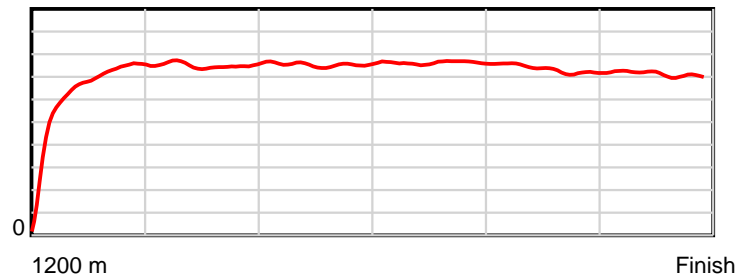
Tasracing Pty Ltd and Thoroughbred Ratings Pty Ltd accepts no responsibility for the completeness or accuracy of any of the information contained herein, and makes no representations about its suitability for any particular purpose. Users should make their own judgements about those matters and/or seek independent advice. You assume all risks associated with use of the data provided on this page.

Race Results

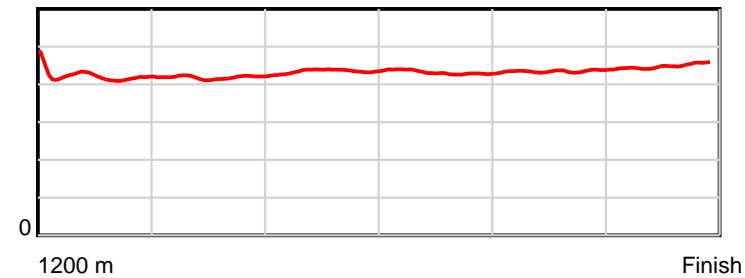
October 08, 2014, Race 4, MDN-SW, Distance 1200m, Mowbray - Offset 0m

Result	TAB no.	Horse (Barrier)	1200 to	1000m to	800m to	600m to	400m to	200m to	Total or	Margin
6th	2	King of Devons... (5)	1000m	800m	600m	400m	200m	WP	Average	
		Position in running (margin)	-	4(1.2)	3(2.1)	3(1.3)	3(2.3)	5(6.0)		9.60
		Sectional time (s)	14.18	10.91	11.59	11.20	11.85	12.42		
		Cumulative time (s)	72.16	57.98	47.06	35.47	24.27	12.42	1:12.15	
		Speed (m/s)	14.10	18.33	17.26	17.86	16.88	16.10	16.63	
		Stride length (m)	6.11	7.67	7.49	7.70	7.34	7.23	7.21	
		Stride duration (s)	0.427	0.418	0.434	0.431	0.435	0.449	0.434	
		Stride efficiency (%)	58.36	91.86	87.72	92.65	84.14	81.60	81.25	
		Stride count	32.73	26.09	26.69	25.97	27.26	27.68	166.42	

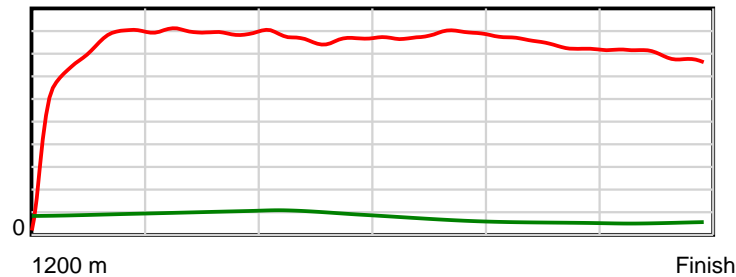
10 m Stride length



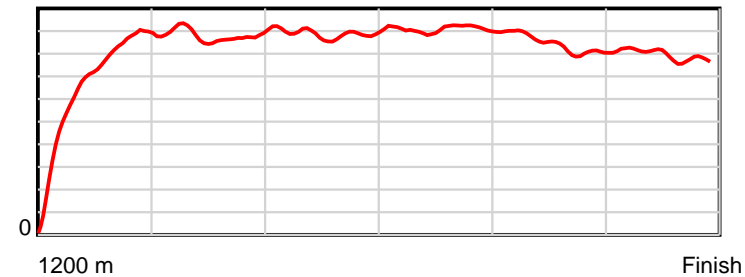
0.6 s Stride duration



20 m/sec Speed



100 % Stride efficiency



Note: Horizontal distance axis grid lines are 200m furlongs.

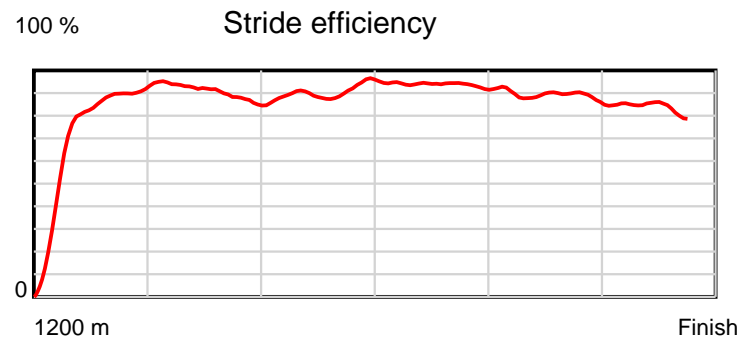
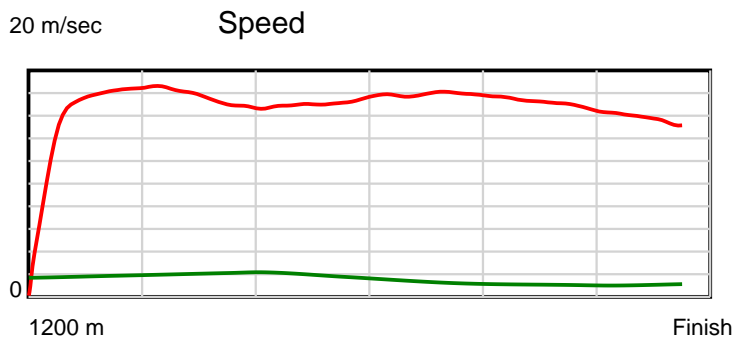
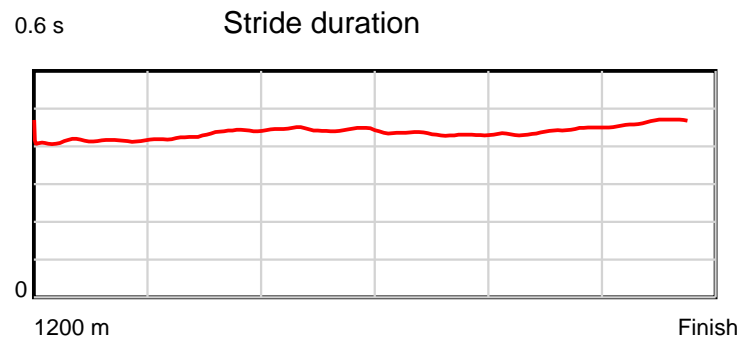
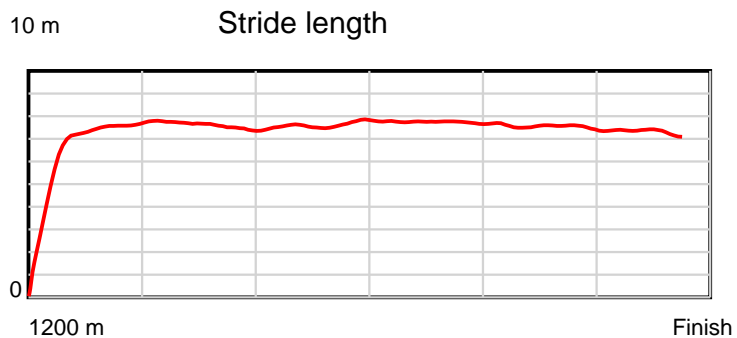
Disclaimer.

Tasracing Pty Ltd and Thoroughbred Ratings Pty Ltd accepts no responsibility for the completeness or accuracy of any of the information contained herein, and makes no representations about its suitability for any particular purpose. Users should make their own judgements about those matters and/or seek independent advice. You assume all risks associated with use of the data provided on this page.

Race Results

October 08, 2014, Race 4, MDN-SW, Distance 1200m, Mowbray - Offset 0m

Result	TAB no.	Horse (Barrier)	1200 to	1000m to	800m to	600m to	400m to	200m to	Total or	Margin
7th	4	Mygreyhorse (10)	1000m	800m	600m	400m	200m	WP	Average	
		Position in running (margin)	-	9(3.6)	8(3.7)	8(3.9)	7(3.9)	6(6.7)		10.40
		Sectional time (s)	14.56	10.79	11.76	11.04	11.69	12.48		
		Cumulative time (s)	72.31	57.75	46.96	35.21	24.17	12.48	1:12.31	
		Speed (m/s)	13.74	18.54	17.01	18.12	17.11	16.03	16.60	
		Stride length (m)	6.02	7.95	7.55	7.88	7.48	7.40	7.31	
		Stride duration (s)	0.432	0.429	0.444	0.435	0.437	0.462	0.441	
		Stride efficiency (%)	56.62	98.89	88.97	96.95	87.34	85.57	83.61	
		Stride count	33.23	25.14	26.51	25.39	26.75	27.03	164.05	



Note: Horizontal distance axis grid lines are 200m furlongs.

Disclaimer.

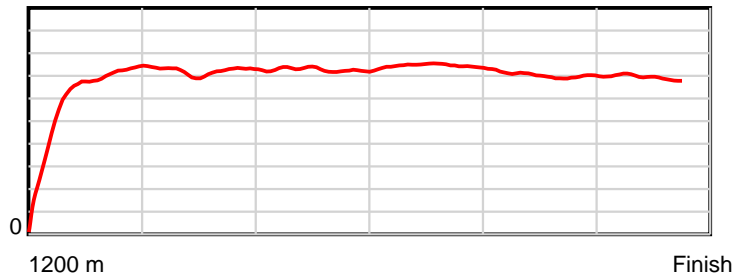
Tasracing Pty Ltd and Thoroughbred Ratings Pty Ltd accepts no responsibility for the completeness or accuracy of any of the information contained herein, and makes no representations about its suitability for any particular purpose. Users should make their own judgements about those matters and/or seek independent advice. You assume all risks associated with use of the data provided on this page.

Race Results

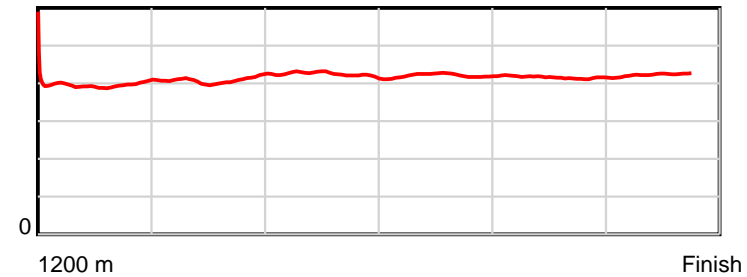
October 08, 2014, Race 4, MDN-SW, Distance 1200m, Mowbray - Offset 0m

Result	TAB no.	Horse (Barrier)	1200 to	1000m to	800m to	600m to	400m to	200m to	Total or	Margin
8th	6	Bay of Fire (8)	1000m	800m	600m	400m	200m	WP	Average	
		Position in running (margin)	-	10(3.7)	11(6.1)	11(6.1)	11(7.0)	11(10.3)		11.20
		Sectional time (s)	14.54	11.17	11.72	11.20	11.77	12.06		
		Cumulative time (s)	72.46	57.92	46.75	35.03	23.83	12.06	1:12.45	
		Speed (m/s)	13.76	17.91	17.06	17.86	16.99	16.58	16.56	
		Stride length (m)	5.78	7.26	7.25	7.49	7.06	7.01	6.92	
		Stride duration (s)	0.417	0.405	0.425	0.420	0.415	0.423	0.418	
		Stride efficiency (%)	52.18	82.35	82.07	87.69	77.86	76.80	74.91	
		Stride count	34.61	27.55	27.60	26.70	28.33	28.53	173.32	

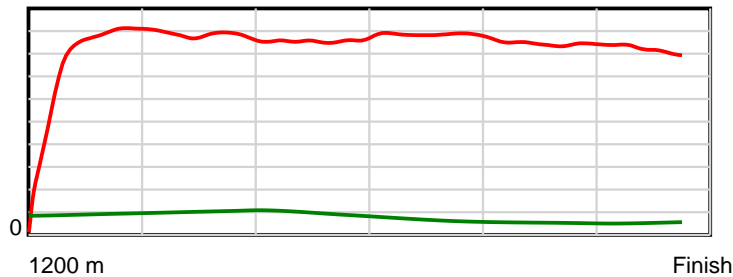
10 m Stride length



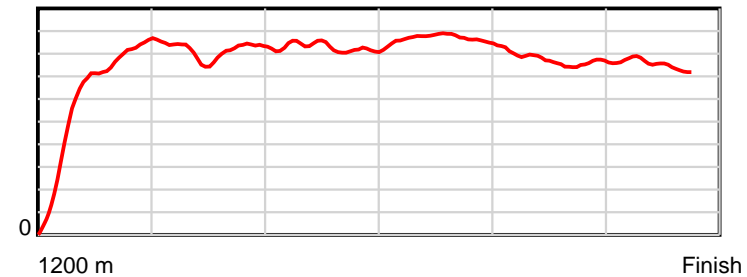
0.6 s Stride duration



20 m/sec Speed



100 % Stride efficiency



Note: Horizontal distance axis grid lines are 200m furlongs.

Disclaimer.

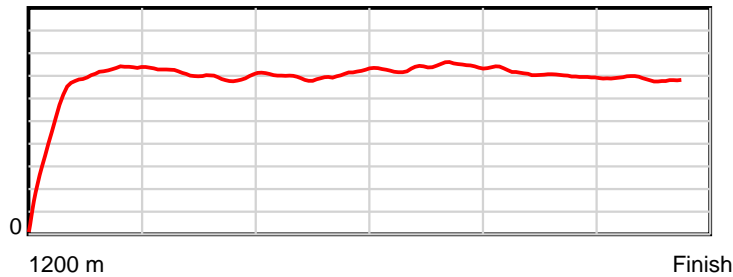
Tasracing Pty Ltd and Thoroughbred Ratings Pty Ltd accepts no responsibility for the completeness or accuracy of any of the information contained herein, and makes no representations about its suitability for any particular purpose. Users should make their own judgements about those matters and/or seek independent advice. You assume all risks associated with use of the data provided on this page.

Race Results

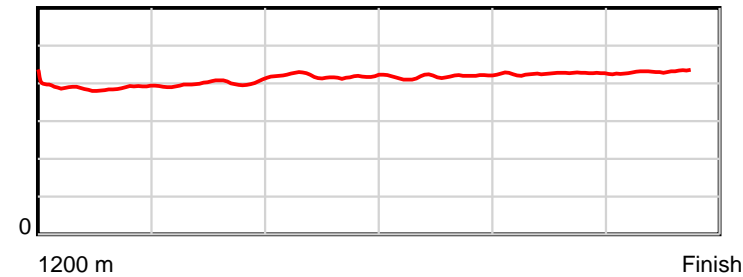
October 08, 2014, Race 4, MDN-SW, Distance 1200m, Mowbray - Offset 0m

Result	TAB no.	Horse (Barrier)	1200 to	1000m to	800m to	600m to	400m to	200m to	Total or	Margin
9th	11	Tetartos (7)	1000m	800m	600m	400m	200m	WP	Average	
		Position in running (margin)	-	3(1.1)	5(2.4)	5(3.0)	6(3.5)	8(7.8)		11.60
		Sectional time (s)	14.15	10.99	11.82	11.13	11.95	12.48		
		Cumulative time (s)	72.53	58.38	47.38	35.56	24.44	12.48	1:12.53	
		Speed (m/s)	14.13	18.20	16.92	17.97	16.74	16.03	16.54	
		Stride length (m)	5.62	7.22	7.06	7.50	7.11	6.88	6.84	
		Stride duration (s)	0.392	0.397	0.417	0.417	0.425	0.430	0.413	
		Stride efficiency (%)	49.37	81.42	77.82	87.82	78.97	73.99	73.05	
		Stride count	35.58	27.71	28.34	26.68	28.13	29.07	175.51	

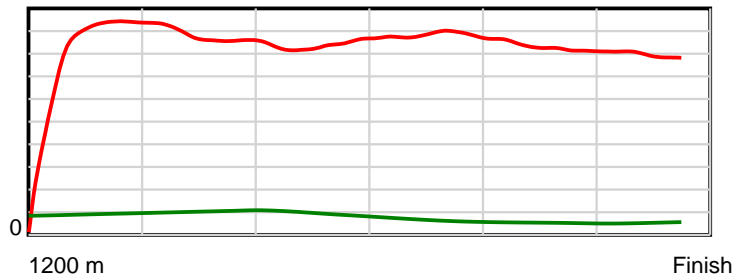
10 m Stride length



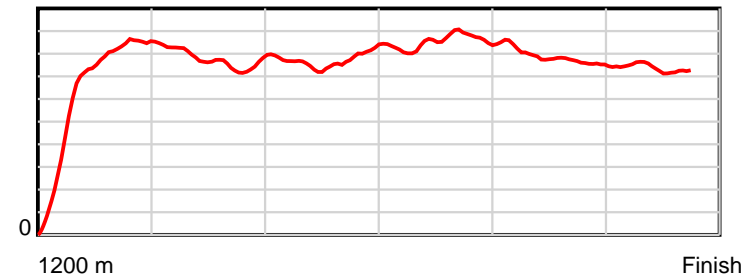
0.6 s Stride duration



20 m/sec Speed



100 % Stride efficiency



Note: Horizontal distance axis grid lines are 200m furlongs.

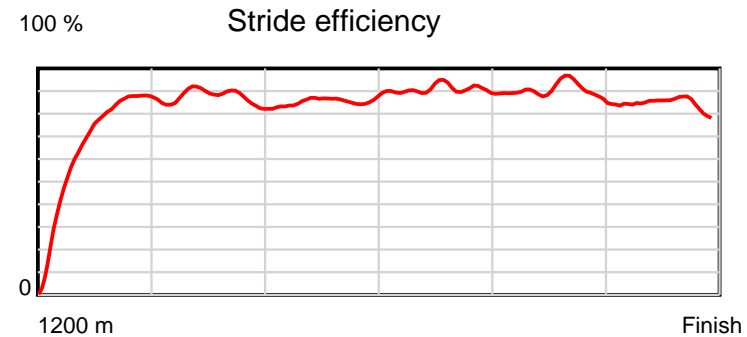
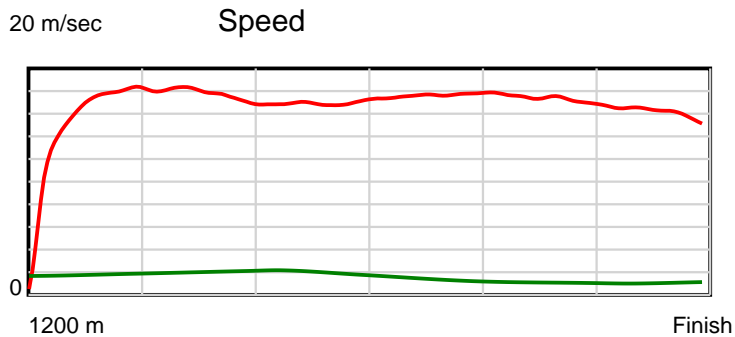
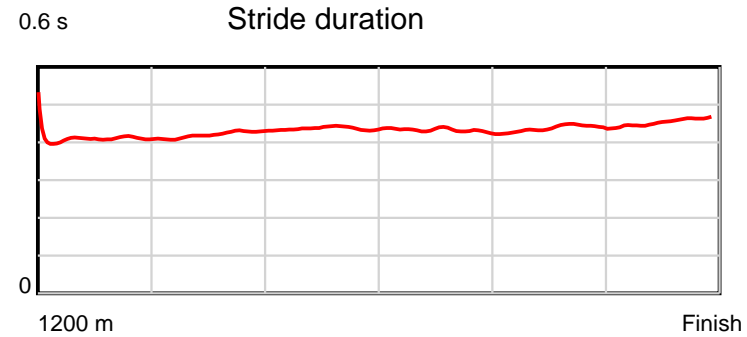
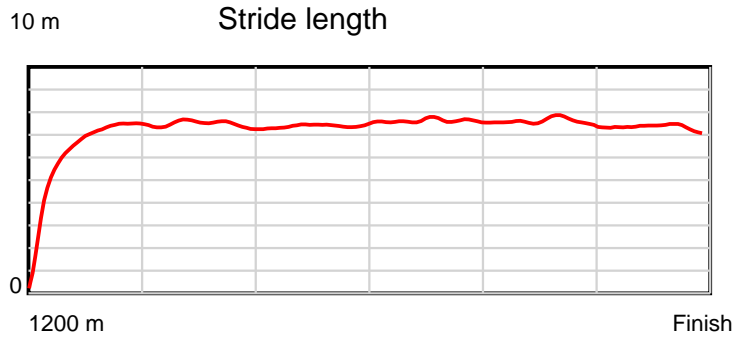
Disclaimer.

Tasracing Pty Ltd and Thoroughbred Ratings Pty Ltd accepts no responsibility for the completeness or accuracy of any of the information contained herein, and makes no representations about its suitability for any particular purpose. Users should make their own judgements about those matters and/or seek independent advice. You assume all risks associated with use of the data provided on this page.

Race Results

October 08, 2014, Race 4, MDN-SW, Distance 1200m, Mowbray - Offset 0m

Result	TAB no.	Horse (Barrier)	1200 to	1000m to	800m to	600m to	400m to	200m to	Total or	Margin
10th	10	Geegee Hot Nov... (11)	1000m	800m	600m	400m	200m	WP	Average	
		Position in running (margin)	-	5(1.8)	7(3.1)	10(4.8)	10(5.8)	9(8.3)		11.70
		Sectional time (s)	14.29	11.00	12.00	11.20	11.65	12.40		
		Cumulative time (s)	72.55	58.26	47.26	35.26	24.06	12.40	1:12.54	
		Speed (m/s)	13.99	18.18	16.67	17.86	17.17	16.13	16.54	
		Stride length (m)	6.00	7.64	7.27	7.72	7.48	7.34	7.19	
		Stride duration (s)	0.423	0.420	0.436	0.432	0.436	0.455	0.435	
		Stride efficiency (%)	56.26	91.27	82.53	93.18	87.32	84.15	80.75	
		Stride count	33.33	26.17	27.52	25.90	26.76	27.25	166.93	



Note: Horizontal distance axis grid lines are 200m furlongs.

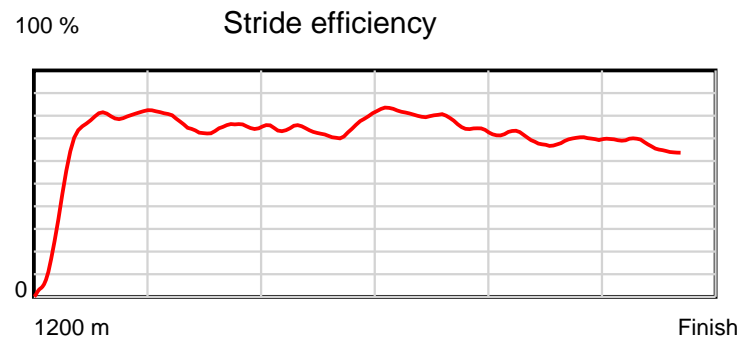
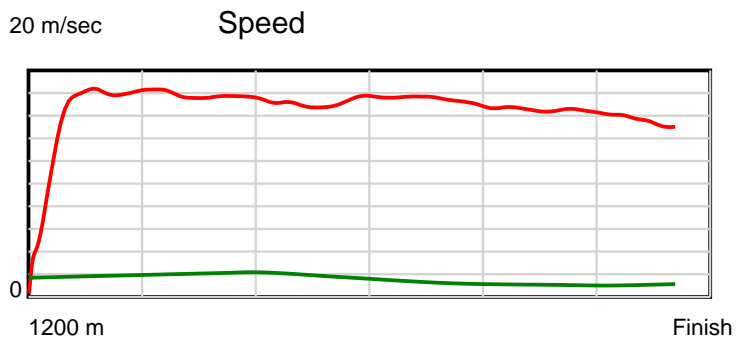
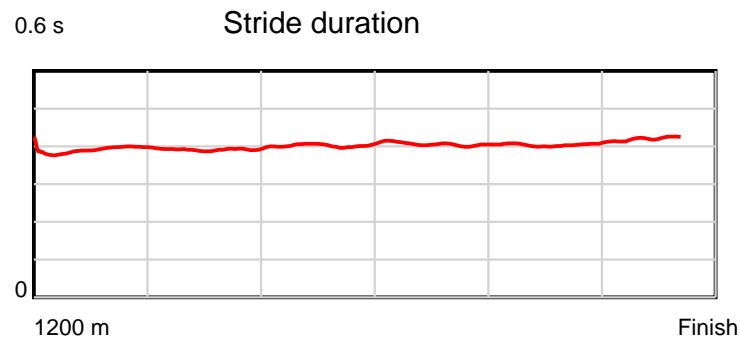
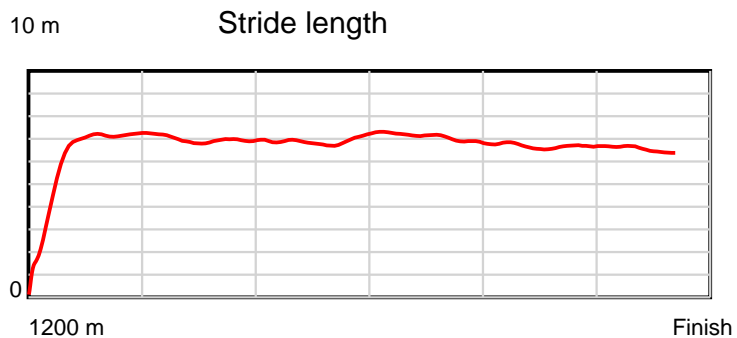
Disclaimer.

Tasracing Pty Ltd and Thoroughbred Ratings Pty Ltd accepts no responsibility for the completeness or accuracy of any of the information contained herein, and makes no representations about its suitability for any particular purpose. Users should make their own judgements about those matters and/or seek independent advice. You assume all risks associated with use of the data provided on this page.

Race Results

October 08, 2014, Race 4, MDN-SW, Distance 1200m, Mowbray - Offset 0m

Result	TAB no.	Horse (Barrier)	1200 to	1000m to	800m to	600m to	400m to	200m to	Total or	Margin
11th	3	Mr Keith (6)	1000m	800m	600m	400m	200m	WP	Average	
		Position in running (margin)	-	11(4.2)	9(4.2)	7(3.6)	8(4.8)	10(9.1)		13.70
		Sectional time (s)	14.68	10.78	11.62	11.23	11.95	12.68		
		Cumulative time (s)	72.93	58.25	47.47	35.86	24.62	12.68	1:12.93	
		Speed (m/s)	13.63	18.55	17.21	17.81	16.74	15.77	16.45	
		Stride length (m)	5.48	7.28	6.88	7.23	6.75	6.58	6.64	
		Stride duration (s)	0.390	0.392	0.399	0.406	0.403	0.417	0.404	
		Stride efficiency (%)	47.00	82.85	73.90	81.69	71.22	67.60	68.90	
		Stride count	36.47	27.47	29.08	27.66	29.63	30.41	180.72	



Note: Horizontal distance axis grid lines are 200m furlongs.

Disclaimer.

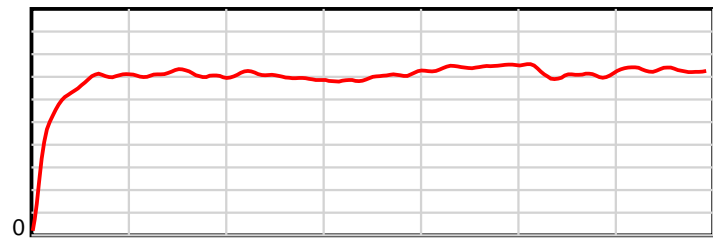
Tasracing Pty Ltd and Thoroughbred Ratings Pty Ltd accepts no responsibility for the completeness or accuracy of any of the information contained herein, and makes no representations about its suitability for any particular purpose. Users should make their own judgements about those matters and/or seek independent advice. You assume all risks associated with use of the data provided on this page.

Race Results

October 08, 2014, Race 5, MDN-SW, Distance 1400m, Mowbray - Offset 0m

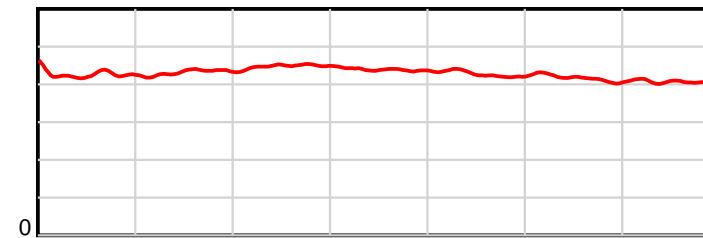
Result	TAB no.	Horse (Barrier)	1400 to	1200m to	1000m to	800m to	600m to	400m to	200m to	Total or	Margin
1st	3	Made of Stars (3)	1200m	1000m	800m	600m	400m	200m	WP	Average	
		Position in running (margin)	-	5(1.2)	5(1.8)	4(1.9)	4(2.4)	5(1.6)	5(4.0)		0.00
		Sectional time (s)	15.06	11.90	12.79	12.67	11.34	11.76	11.01		
		Cumulative time (s)	86.52	71.46	59.56	46.77	34.10	22.76	11.01	1:26.51	
		Speed (m/s)	13.28	16.81	15.64	15.79	17.64	17.01	18.17	16.18	
		Stride length (m)	5.67	7.26	7.00	6.93	7.53	7.08	7.41	6.93	
		Stride duration (s)	0.427	0.432	0.448	0.439	0.427	0.416	0.408	0.428	
		Stride efficiency (%)	50.27	82.37	76.60	74.98	88.71	78.41	85.78	75.05	
		Stride count	35.26	27.55	28.57	28.87	26.54	28.23	26.99	202.01	

10 m Stride length



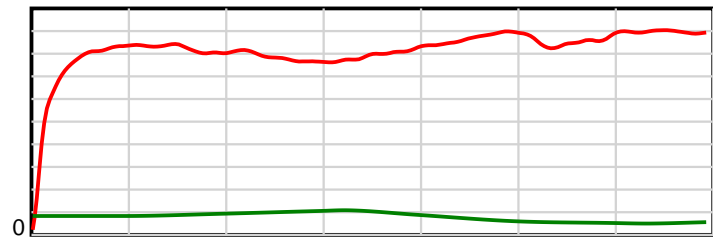
1400 m Finish

0.6 s Stride duration



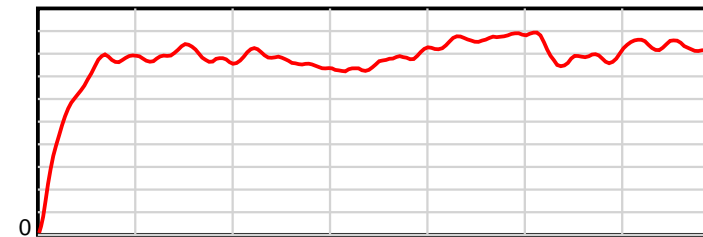
1400 m Finish

20 m/sec Speed



1400 m Finish

100 % Stride efficiency



1400 m Finish

Note: Horizontal distance axis grid lines are 200m furlongs.

Disclaimer.

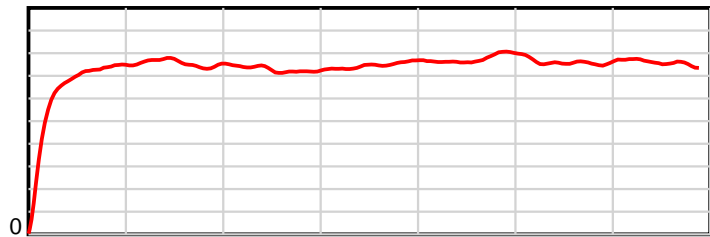
Tasracing Pty Ltd and Thoroughbred Ratings Pty Ltd accepts no responsibility for the completeness or accuracy of any of the information contained herein, and makes no representations about its suitability for any particular purpose. Users should make their own judgements about those matters and/or seek independent advice. You assume all risks associated with use of the data provided on this page.

Race Results

October 08, 2014, Race 5, MDN-SW, Distance 1400m, Mowbray - Offset 0m

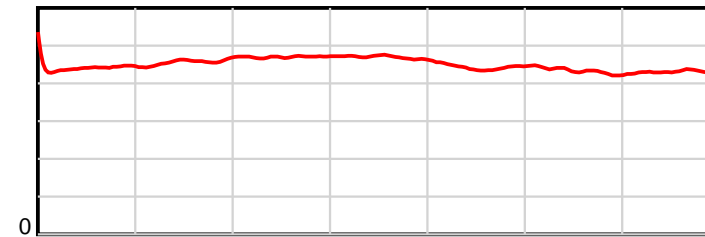
Result	TAB no.	Horse (Barrier)	1400 to	1200m to	1000m to	800m to	600m to	400m to	200m to	Total or	Margin
2nd	9	So Much Fun (4)	1200m	1000m	800m	600m	400m	200m	WP	Average	
		Position in running (margin)	-	7(2.6)	4(1.6)	3(1.6)	3(1.9)	4(1.3)	3(2.8)		0.30
		Sectional time (s)	15.35	11.62	12.77	12.65	11.36	11.61	11.22		
		Cumulative time (s)	86.58	71.23	59.60	46.83	34.18	22.83	11.22	1:26.58	
		Speed (m/s)	13.03	17.21	15.66	15.81	17.61	17.23	17.83	16.17	
		Stride length (m)	5.94	7.86	7.36	7.42	7.80	7.48	7.67	7.30	
		Stride duration (s)	0.451	0.457	0.470	0.470	0.443	0.434	0.430	0.452	
		Stride efficiency (%)	55.19	96.51	84.58	86.13	95.03	87.47	91.99	83.37	
		Stride count	33.65	25.45	27.18	26.94	25.65	26.73	26.07	191.67	

10 m Stride length



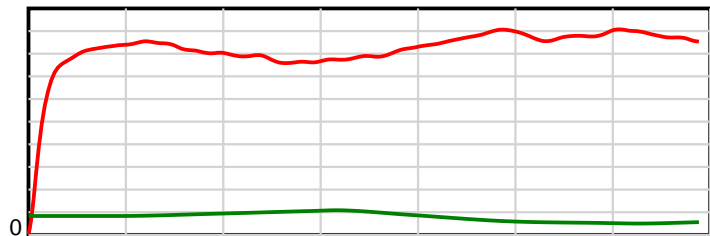
1400 m Finish

0.6 s Stride duration



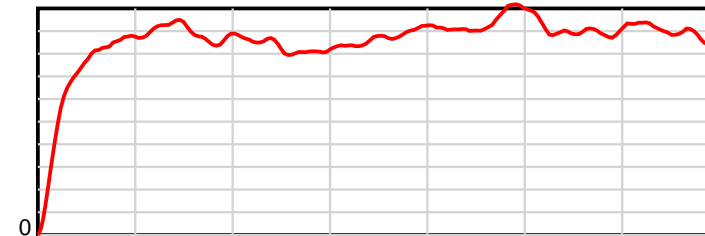
1400 m Finish

20 m/sec Speed



1400 m Finish

100 % Stride efficiency



1400 m Finish

Note: Horizontal distance axis grid lines are 200m furlongs.

Disclaimer.

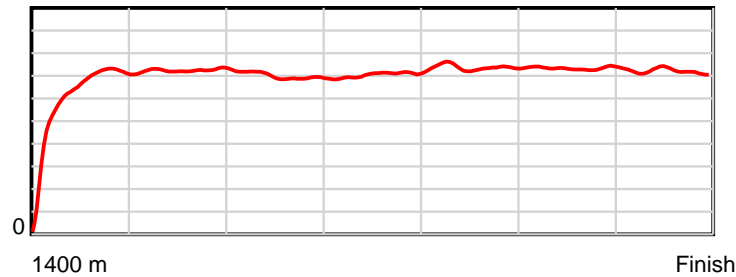
Tasracing Pty Ltd and Thoroughbred Ratings Pty Ltd accepts no responsibility for the completeness or accuracy of any of the information contained herein, and makes no representations about its suitability for any particular purpose. Users should make their own judgements about those matters and/or seek independent advice. You assume all risks associated with use of the data provided on this page.

Race Results

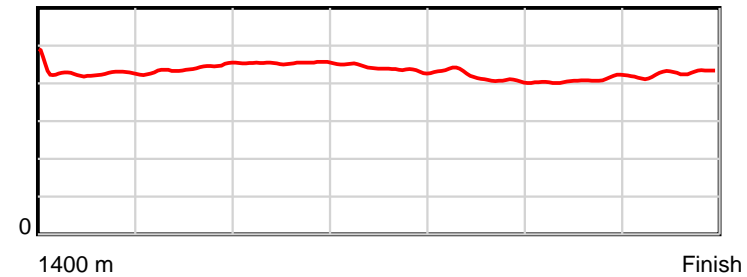
October 08, 2014, Race 5, MDN-SW, Distance 1400m, Mowbray - Offset 0m

Result	TAB no.	Horse (Barrier)	1400 to	1200m to	1000m to	800m to	600m to	400m to	200m to	Total or	Margin
3rd	1	Frinja (5)	1200m	1000m	800m	600m	400m	200m	WP	Average	
		Position in running (margin)	-	4(0.7)	6(2.3)	7(2.8)	6(3.1)	3(0.9)	1(0.0)		1.80
		Sectional time (s)	14.93	12.07	12.86	12.64	11.10	11.21	12.06		
		Cumulative time (s)	86.86	71.93	59.86	47.00	34.37	23.26	12.06	1:26.86	
		Speed (m/s)	13.40	16.57	15.55	15.82	18.02	17.84	16.58	16.12	
		Stride length (m)	5.80	7.30	7.06	6.96	7.51	7.29	7.06	6.95	
		Stride duration (s)	0.431	0.441	0.454	0.440	0.417	0.409	0.426	0.431	
		Stride efficiency (%)	52.58	83.34	77.99	75.68	88.04	83.14	77.97	75.58	
		Stride count	34.48	27.39	28.31	28.74	26.65	27.42	28.31	201.30	

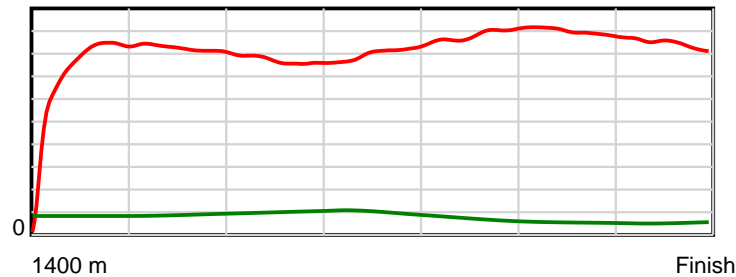
10 m Stride length



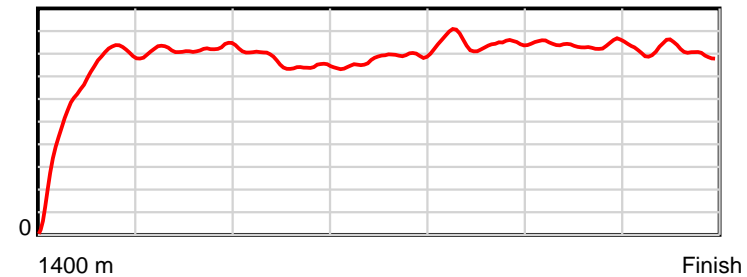
0.6 s Stride duration



20 m/sec Speed



100 % Stride efficiency



Note: Horizontal distance axis grid lines are 200m furlongs.

Disclaimer.

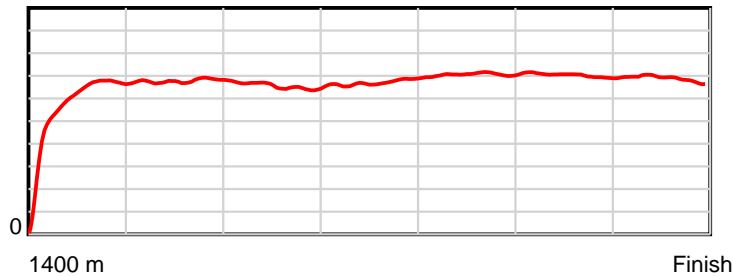
Tasracing Pty Ltd and Thoroughbred Ratings Pty Ltd accepts no responsibility for the completeness or accuracy of any of the information contained herein, and makes no representations about its suitability for any particular purpose. Users should make their own judgements about those matters and/or seek independent advice. You assume all risks associated with use of the data provided on this page.

Race Results

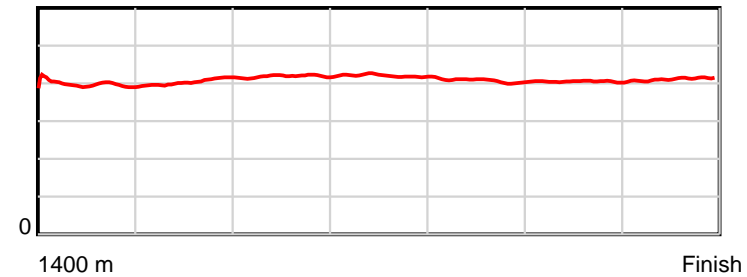
October 08, 2014, Race 5, MDN-SW, Distance 1400m, Mowbray - Offset 0m

Result	TAB no.	Horse (Barrier)	1400 to	1200m to	1000m to	800m to	600m to	400m to	200m to	Total or	Margin
4th	7	Knots And Cros... (8)	1200m	1000m	800m	600m	400m	200m	WP	Average	
		Position in running (margin)	-	3(0.5)	2(0.4)	2(0.3)	1(0.0)	1(0.0)	2(1.8)		2.60
		Sectional time (s)	15.03	11.77	12.77	12.54	11.46	11.67	11.76		
		Cumulative time (s)	87.00	71.97	60.19	47.42	34.89	23.43	11.76	1:27.00	
		Speed (m/s)	13.30	16.99	15.66	15.95	17.45	17.14	17.01	16.09	
		Stride length (m)	5.31	6.87	6.55	6.70	7.10	6.94	7.01	6.58	
		Stride duration (s)	0.395	0.404	0.418	0.420	0.407	0.405	0.412	0.409	
		Stride efficiency (%)	44.09	73.68	67.05	70.23	78.88	75.25	76.72	67.73	
		Stride count	37.65	29.13	30.53	29.83	28.15	28.82	28.54	212.65	

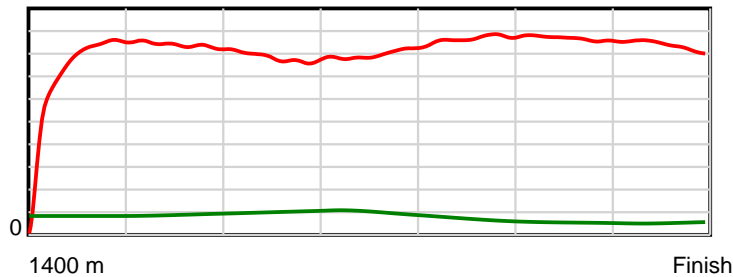
10 m Stride length



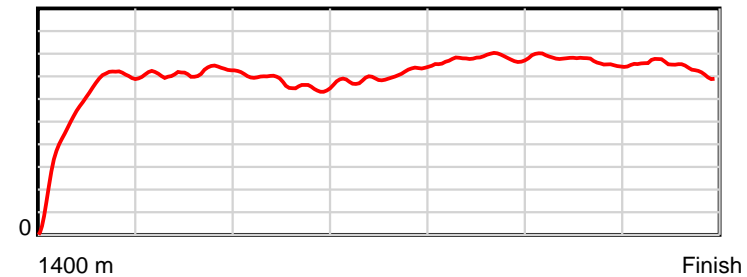
0.6 s Stride duration



20 m/sec Speed



100 % Stride efficiency



Note: Horizontal distance axis grid lines are 200m furlongs.

Disclaimer.

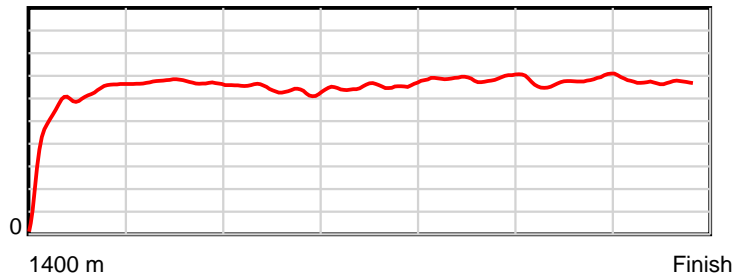
Tasracing Pty Ltd and Thoroughbred Ratings Pty Ltd accepts no responsibility for the completeness or accuracy of any of the information contained herein, and makes no representations about its suitability for any particular purpose. Users should make their own judgements about those matters and/or seek independent advice. You assume all risks associated with use of the data provided on this page.

Race Results

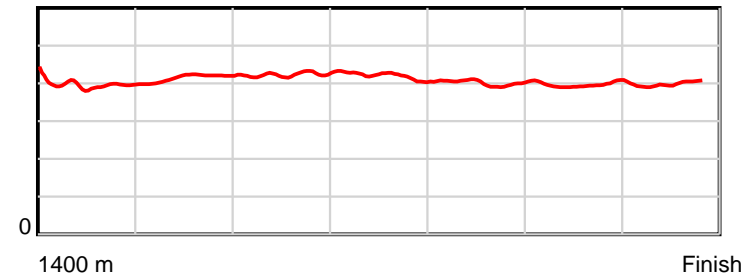
October 08, 2014, Race 5, MDN-SW, Distance 1400m, Mowbray - Offset 0m

Result	TAB no.	Horse (Barrier)	1400 to	1200m to	1000m to	800m to	600m to	400m to	200m to	Total or	Margin
5th	5	Sultan or King (1)	1200m	1000m	800m	600m	400m	200m	WP	Average	
		Position in running (margin)	-	1(0.0)	3(1.5)	5(2.6)	5(2.4)	6(2.0)	4(3.6)		3.00
		Sectional time (s)	14.82	12.05	12.97	12.55	11.40	11.63	11.66		
		Cumulative time (s)	87.08	72.26	60.21	47.24	34.69	23.29	11.66	1:27.08	
		Speed (m/s)	13.50	16.60	15.42	15.94	17.54	17.20	17.15	16.08	
		Stride length (m)	5.33	6.88	6.52	6.72	7.04	6.82	6.86	6.54	
		Stride duration (s)	0.395	0.414	0.423	0.422	0.401	0.397	0.400	0.407	
		Stride efficiency (%)	44.41	73.89	66.38	70.57	77.36	72.73	73.58	66.90	
		Stride count	37.52	29.09	30.69	29.76	28.43	29.32	29.15	213.96	

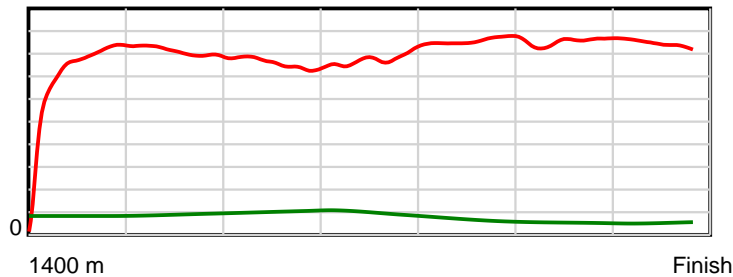
10 m Stride length



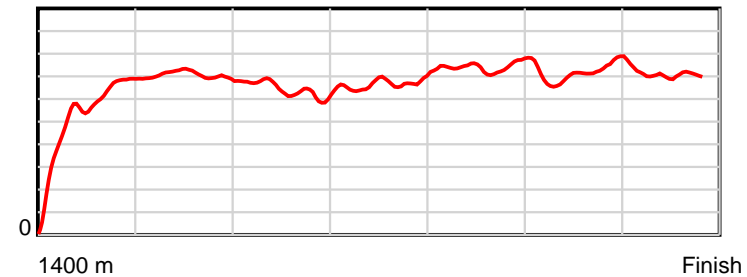
0.6 s Stride duration



20 m/sec Speed



100 % Stride efficiency



Note: Horizontal distance axis grid lines are 200m furlongs.

Disclaimer.

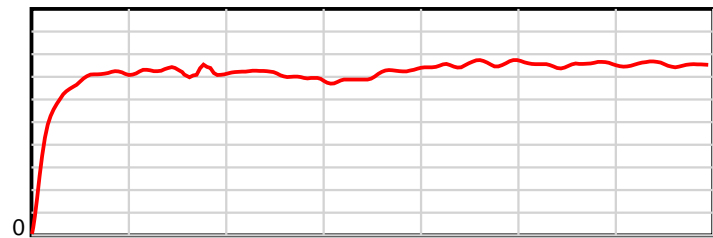
Tasracing Pty Ltd and Thoroughbred Ratings Pty Ltd accepts no responsibility for the completeness or accuracy of any of the information contained herein, and makes no representations about its suitability for any particular purpose. Users should make their own judgements about those matters and/or seek independent advice. You assume all risks associated with use of the data provided on this page.

Race Results

October 08, 2014, Race 5, MDN-SW, Distance 1400m, Mowbray - Offset 0m

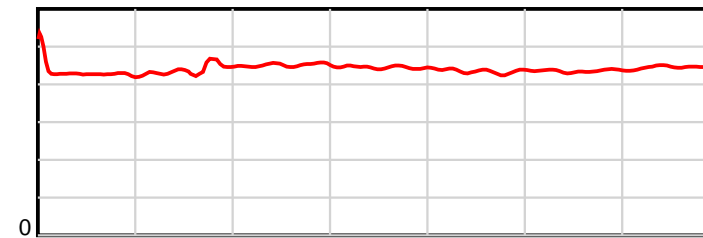
Result	TAB no.	Horse (Barrier)	1400 to	1200m to	1000m to	800m to	600m to	400m to	200m to	Total or	Margin
6th	6	Wunghnu (7)	1200m	1000m	800m	600m	400m	200m	WP	Average	
		Position in running (margin)	-	8(2.9)	8(3.7)	8(3.7)	8(4.2)	7(3.5)	6(5.6)		3.80
		Sectional time (s)	15.03	11.94	12.78	12.67	11.34	11.72	11.76		
		Cumulative time (s)	87.23	72.20	60.26	47.49	34.82	23.47	11.76	1:27.23	
		Speed (m/s)	13.31	16.75	15.65	15.79	17.64	17.06	17.01	16.05	
		Stride length (m)	5.71	7.16	7.06	7.03	7.65	7.43	7.60	7.03	
		Stride duration (s)	0.434	0.427	0.451	0.445	0.434	0.435	0.447	0.438	
		Stride efficiency (%)	50.96	80.05	77.96	77.14	91.52	86.36	90.16	77.26	
		Stride count	35.02	27.94	28.32	28.47	26.13	26.90	26.33	199.11	

10 m Stride length



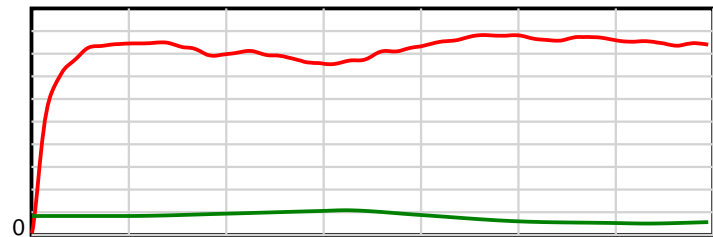
1400 m Finish

0.6 s Stride duration



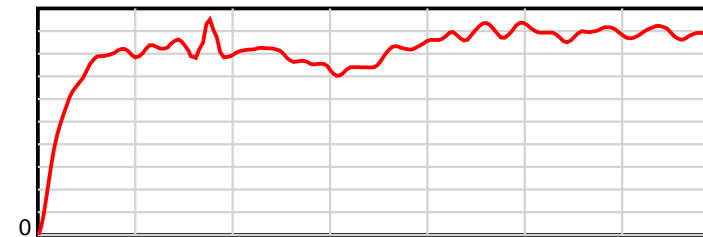
1400 m Finish

20 m/sec Speed



1400 m Finish

100 % Stride efficiency



1400 m Finish

Note: Horizontal distance axis grid lines are 200m furlongs.

Disclaimer.

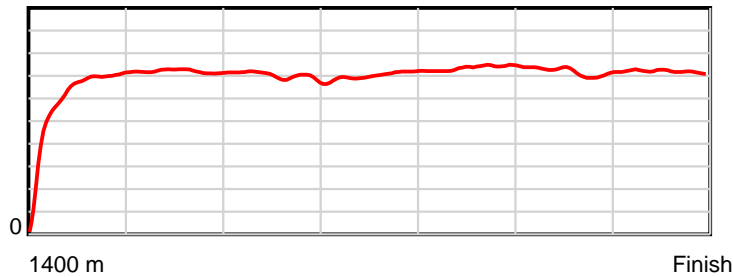
Tasracing Pty Ltd and Thoroughbred Ratings Pty Ltd accepts no responsibility for the completeness or accuracy of any of the information contained herein, and makes no representations about its suitability for any particular purpose. Users should make their own judgements about those matters and/or seek independent advice. You assume all risks associated with use of the data provided on this page.

Race Results

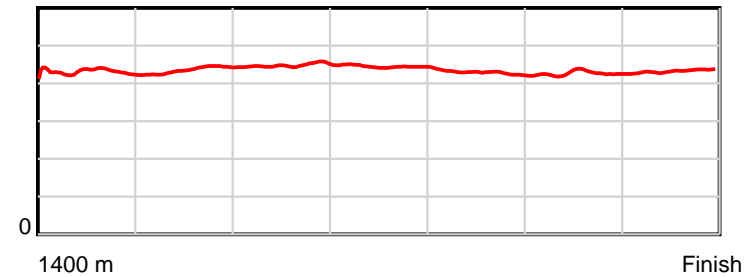
October 08, 2014, Race 5, MDN-SW, Distance 1400m, Mowbray - Offset 0m

Result	TAB no.	Horse (Barrier)	1400 to	1200m to	1000m to	800m to	600m to	400m to	200m to	Total or	Margin
7th	8	Lancashire (2)	1200m	1000m	800m	600m	400m	200m	WP	Average	
		Position in running (margin)	-	6(1.7)	7(2.8)	6(2.6)	7(3.2)	8(3.8)	7(7.3)		8.10
		Sectional time (s)	15.07	11.98	12.75	12.69	11.55	11.95	12.06		
		Cumulative time (s)	88.05	72.98	61.00	48.25	35.56	24.01	12.06	1:28.04	
		Speed (m/s)	13.27	16.69	15.69	15.76	17.32	16.74	16.58	15.90	
		Stride length (m)	5.63	7.28	7.03	7.01	7.41	7.14	7.19	6.90	
		Stride duration (s)	0.425	0.436	0.448	0.445	0.428	0.426	0.433	0.434	
		Stride efficiency (%)	49.48	82.76	77.19	76.81	85.71	79.58	80.68	74.41	
		Stride count	35.54	27.48	28.46	28.53	27.01	28.03	27.83	202.88	

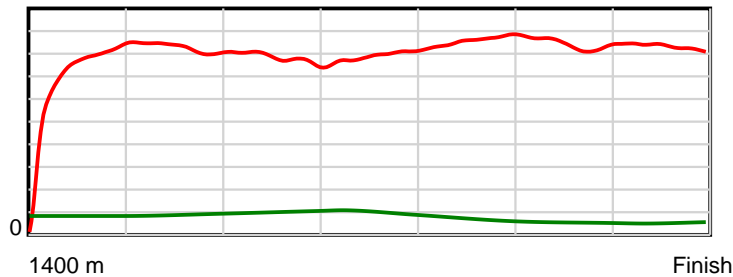
10 m Stride length



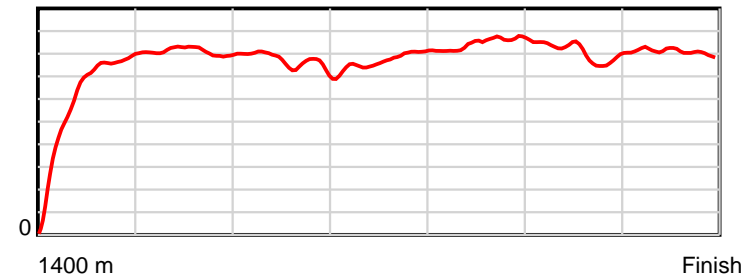
0.6 s Stride duration



20 m/sec Speed



100 % Stride efficiency



Note: Horizontal distance axis grid lines are 200m furlongs.

Disclaimer.

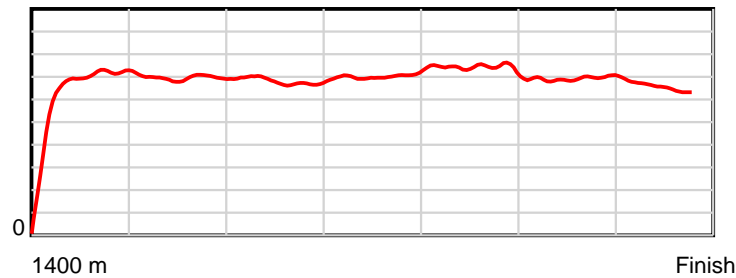
Tasracing Pty Ltd and Thoroughbred Ratings Pty Ltd accepts no responsibility for the completeness or accuracy of any of the information contained herein, and makes no representations about its suitability for any particular purpose. Users should make their own judgements about those matters and/or seek independent advice. You assume all risks associated with use of the data provided on this page.

Race Results

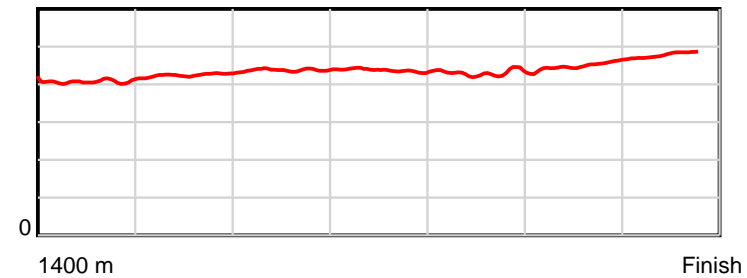
October 08, 2014, Race 5, MDN-SW, Distance 1400m, Mowbray - Offset 0m

Result	TAB no.	Horse (Barrier)	1400 to	1200m to	1000m to	800m to	600m to	400m to	200m to	Total or	Margin
8th	4	Marresi (6)	1200m	1000m	800m	600m	400m	200m	WP	Average	
		Position in running (margin)	-	2(0.5)	1(0.0)	1(0.0)	2(0.4)	2(0.3)	8(10.3)		25.10
		Sectional time (s)	15.35	11.72	12.78	12.65	11.44	13.03	14.46		
		Cumulative time (s)	91.44	76.09	64.37	51.59	38.94	27.50	14.46	1:31.44	
		Speed (m/s)	13.03	17.06	15.65	15.81	17.48	15.35	13.83	15.31	
		Stride length (m)	5.63	7.22	6.83	6.92	7.51	6.82	6.60	6.74	
		Stride duration (s)	0.417	0.423	0.436	0.438	0.430	0.444	0.477	0.440	
		Stride efficiency (%)	49.45	81.39	72.81	74.82	88.13	72.61	68.08	70.98	
		Stride count	35.55	27.71	29.30	28.90	26.63	29.34	30.30	207.73	

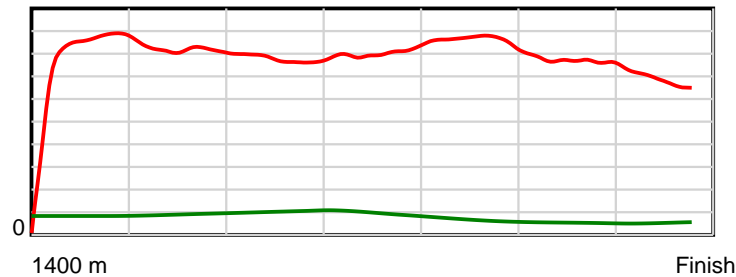
10 m Stride length



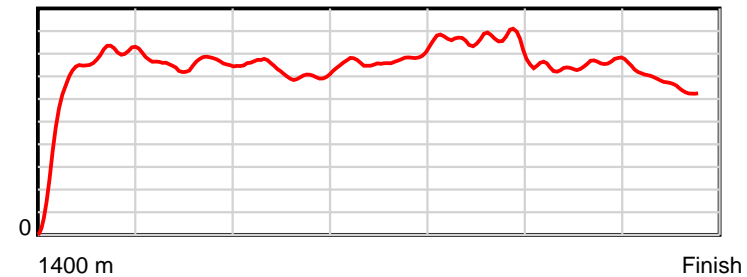
0.6 s Stride duration



20 m/sec Speed



100 % Stride efficiency



Note: Horizontal distance axis grid lines are 200m furlongs.

Disclaimer.

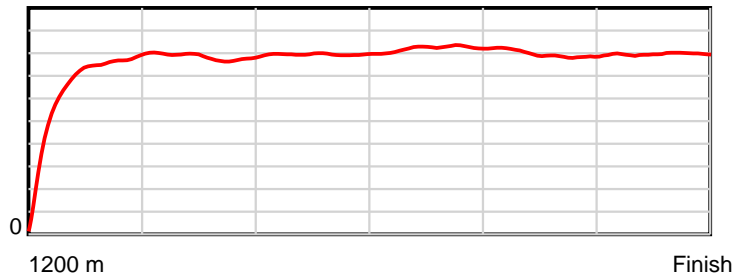
Tasracing Pty Ltd and Thoroughbred Ratings Pty Ltd accepts no responsibility for the completeness or accuracy of any of the information contained herein, and makes no representations about its suitability for any particular purpose. Users should make their own judgements about those matters and/or seek independent advice. You assume all risks associated with use of the data provided on this page.

Race Results

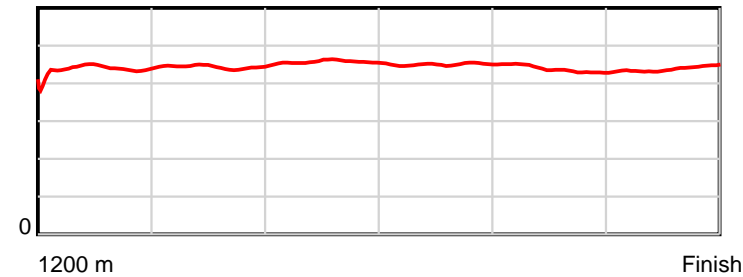
October 08, 2014, Race 6, CL2, Distance 1200m, Mowbray - Offset 0m

Result	TAB no.	Horse (Barrier)	1200 to	1000m to	800m to	600m to	400m to	200m to	Total or	Margin
1st	6	Saturn Shimmy (5)	1000m	800m	600m	400m	200m	WP	Average	
		Position in running (margin)	-	9(3.6)	10(6.7)	9(6.7)	8(6.1)	9(4.8)		0.00
		Sectional time (s)	14.08	11.51	11.59	11.10	11.27	11.28		
		Cumulative time (s)	70.84	56.76	45.25	33.66	22.55	11.28	1:10.84	
		Speed (m/s)	14.20	17.38	17.26	18.02	17.75	17.73	16.94	
		Stride length (m)	6.09	7.70	7.89	8.10	7.74	7.80	7.48	
		Stride duration (s)	0.429	0.443	0.457	0.450	0.436	0.440	0.442	
		Stride efficiency (%)	58.00	92.75	97.20	102.44	93.54	95.15	87.54	
		Stride count	32.83	25.96	25.36	24.70	25.85	25.63	160.33	

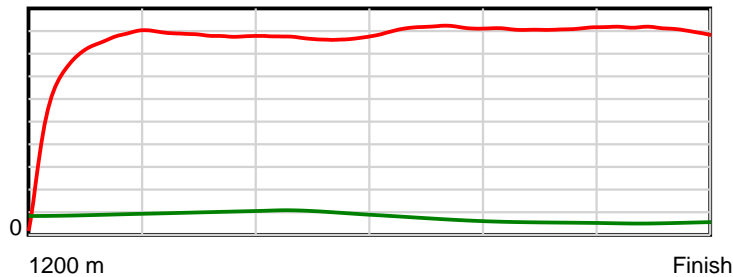
10 m Stride length



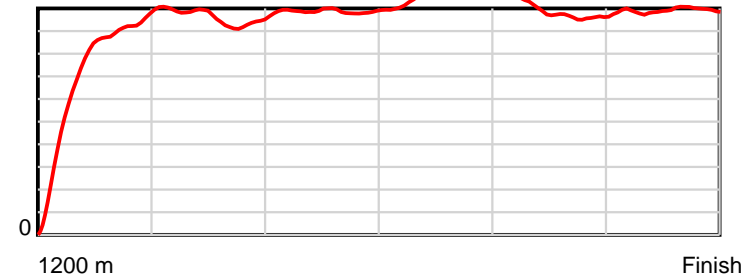
0.6 s Stride duration



20 m/sec Speed



100 % Stride efficiency



Note: Horizontal distance axis grid lines are 200m furlongs.

Disclaimer.

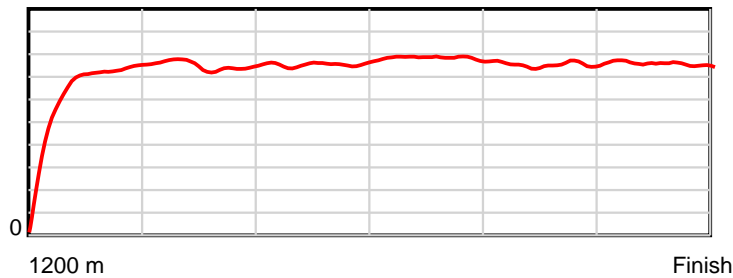
Tasracing Pty Ltd and Thoroughbred Ratings Pty Ltd accepts no responsibility for the completeness or accuracy of any of the information contained herein, and makes no representations about its suitability for any particular purpose. Users should make their own judgements about those matters and/or seek independent advice. You assume all risks associated with use of the data provided on this page.

Race Results

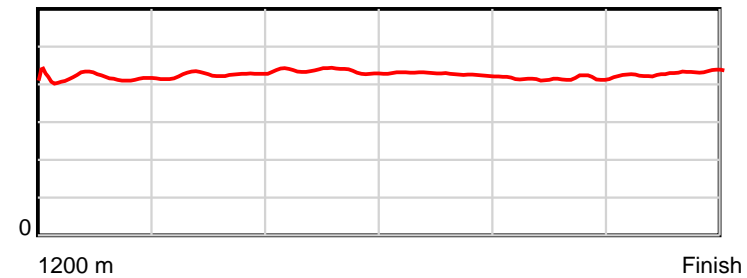
October 08, 2014, Race 6, CL2, Distance 1200m, Mowbray - Offset 0m

Result	TAB no.	Horse (Barrier)	1200 to	1000m to	800m to	600m to	400m to	200m to	Total or	Margin
2nd	5	Just Mouse (6)	1000m	800m	600m	400m	200m	WP	Average	
		Position in running (margin)	-	3(1.3)	3(3.0)	3(3.3)	3(2.3)	3(1.4)		0.10
		Sectional time (s)	13.91	11.29	11.64	11.02	11.35	11.65		
		Cumulative time (s)	70.86	56.95	45.66	34.02	23.00	11.65	1:10.86	
		Speed (m/s)	14.38	17.71	17.18	18.15	17.62	17.17	16.94	
		Stride length (m)	6.17	7.54	7.47	7.75	7.32	7.37	7.23	
		Stride duration (s)	0.418	0.426	0.435	0.427	0.415	0.429	0.427	
		Stride efficiency (%)	59.56	88.75	87.25	93.91	83.76	84.90	81.70	
		Stride count	32.40	26.54	26.77	25.80	27.32	27.13	165.96	

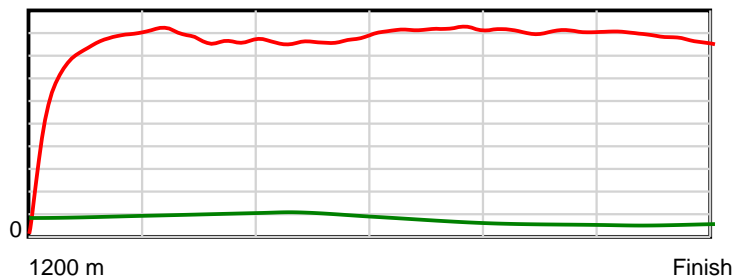
10 m Stride length



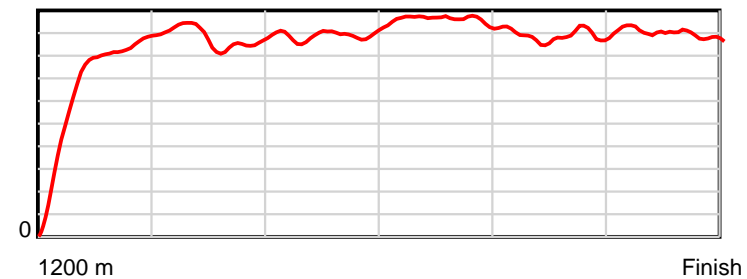
0.6 s Stride duration



20 m/sec Speed



100 % Stride efficiency



Note: Horizontal distance axis grid lines are 200m furlongs.

Disclaimer.

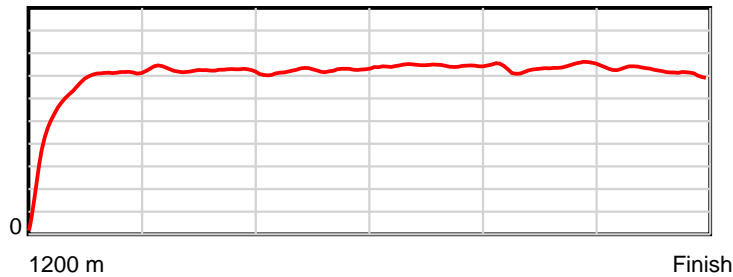
Tasracing Pty Ltd and Thoroughbred Ratings Pty Ltd accepts no responsibility for the completeness or accuracy of any of the information contained herein, and makes no representations about its suitability for any particular purpose. Users should make their own judgements about those matters and/or seek independent advice. You assume all risks associated with use of the data provided on this page.

Race Results

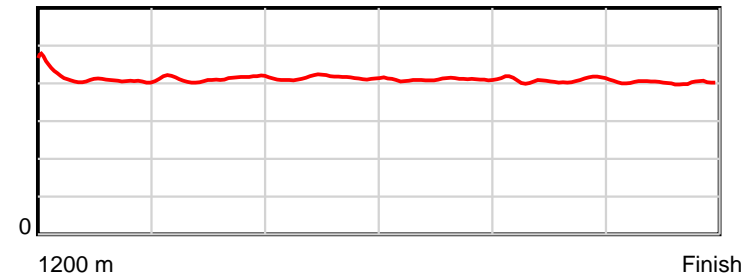
October 08, 2014, Race 6, CL2, Distance 1200m, Mowbray - Offset 0m

Result	TAB no.	Horse (Barrier)	1200 to	1000m to	800m to	600m to	400m to	200m to	Total or	Margin
3rd	3	Grey Gown (2)	1000m	800m	600m	400m	200m	WP	Average	
		Position in running (margin)	-	8(3.5)	9(6.6)	8(6.6)	9(6.2)	7(3.9)		0.40
		Sectional time (s)	14.33	11.51	11.60	11.12	11.11	11.24		
		Cumulative time (s)	70.91	56.58	45.07	33.47	22.35	11.24	1:10.90	
		Speed (m/s)	13.96	17.38	17.24	17.99	18.00	17.79	16.92	
		Stride length (m)	5.83	7.17	7.12	7.37	7.34	7.15	6.95	
		Stride duration (s)	0.416	0.413	0.413	0.410	0.408	0.402	0.411	
		Stride efficiency (%)	53.15	80.43	79.15	84.93	84.12	79.97	75.52	
		Stride count	34.29	27.88	28.10	27.13	27.26	27.96	172.62	

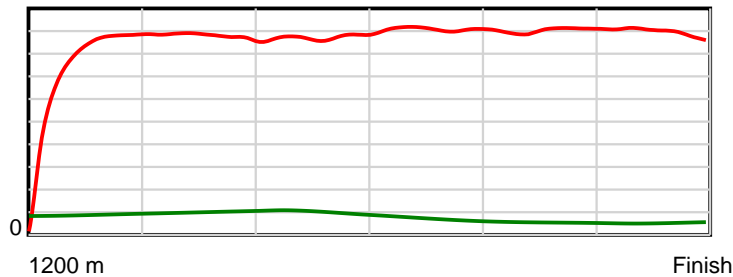
10 m Stride length



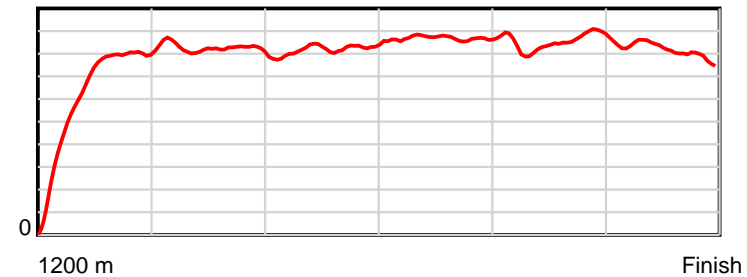
0.6 s Stride duration



20 m/sec Speed



100 % Stride efficiency



Note: Horizontal distance axis grid lines are 200m furlongs.

Disclaimer.

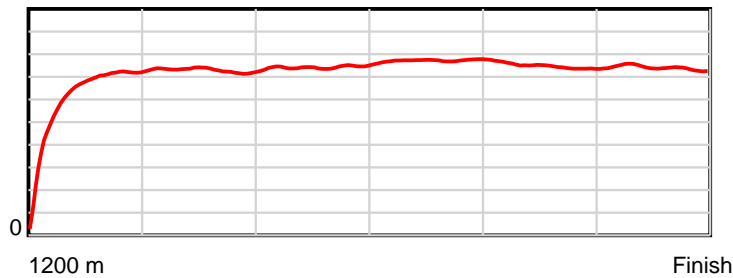
Tasracing Pty Ltd and Thoroughbred Ratings Pty Ltd accepts no responsibility for the completeness or accuracy of any of the information contained herein, and makes no representations about its suitability for any particular purpose. Users should make their own judgements about those matters and/or seek independent advice. You assume all risks associated with use of the data provided on this page.

Race Results

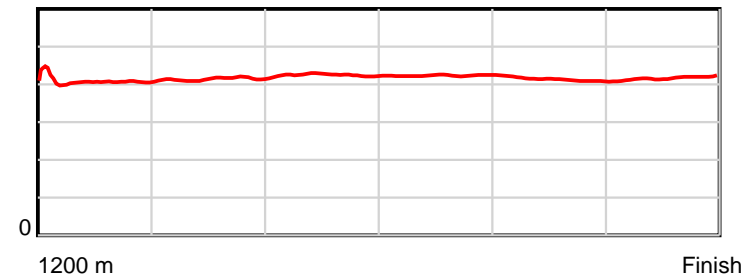
October 08, 2014, Race 6, CL2, Distance 1200m, Mowbray - Offset 0m

Result	TAB no.	Horse (Barrier)	1200 to	1000m to	800m to	600m to	400m to	200m to	Total or	Margin
4th	1	Fillout the Ti... (1)	1000m	800m	600m	400m	200m	WP	Average	
		Position in running (margin)	-	6(2.2)	7(4.6)	7(4.6)	7(4.5)	6(3.6)		0.70
		Sectional time (s)	13.95	11.41	11.58	11.18	11.35	11.49		
		Cumulative time (s)	70.96	57.01	45.59	34.01	22.84	11.49	1:10.95	
		Speed (m/s)	14.33	17.53	17.27	17.89	17.62	17.41	16.91	
		Stride length (m)	5.75	7.26	7.34	7.58	7.26	7.29	7.02	
		Stride duration (s)	0.397	0.414	0.425	0.423	0.412	0.419	0.415	
		Stride efficiency (%)	51.64	82.36	84.23	89.67	82.44	83.05	77.00	
		Stride count	34.79	27.55	27.24	26.40	27.54	27.43	170.95	

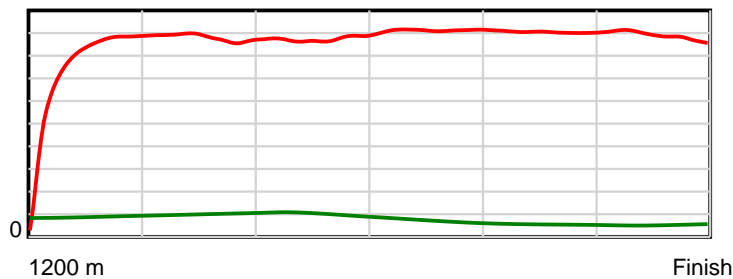
10 m Stride length



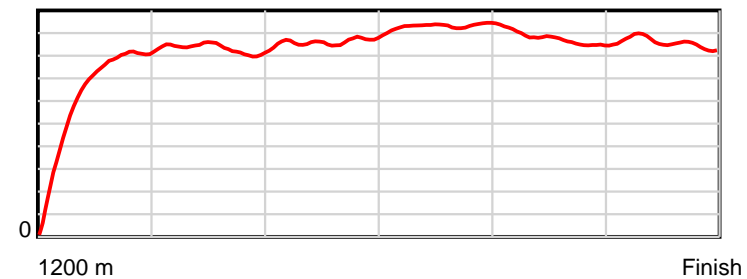
0.6 s Stride duration



20 m/sec Speed



100 % Stride efficiency



Note: Horizontal distance axis grid lines are 200m furlongs.

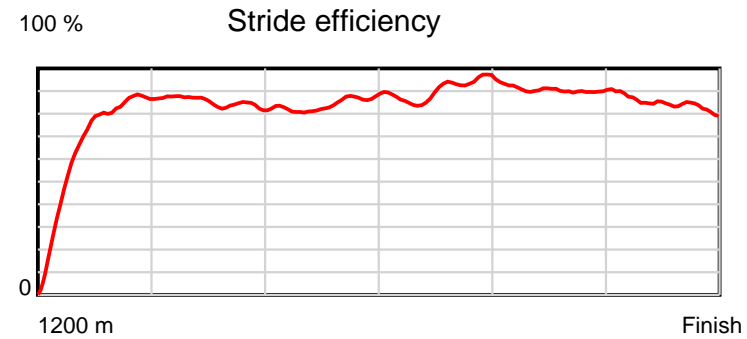
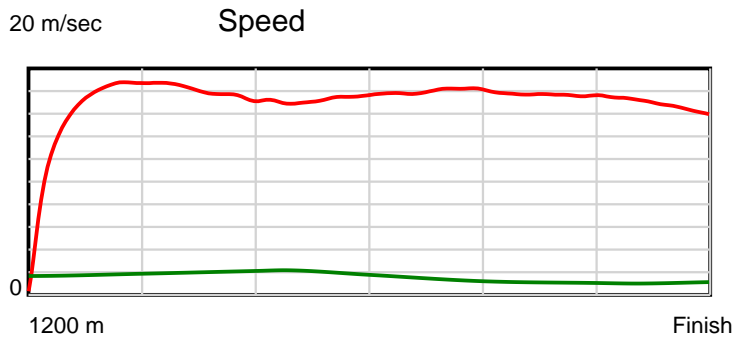
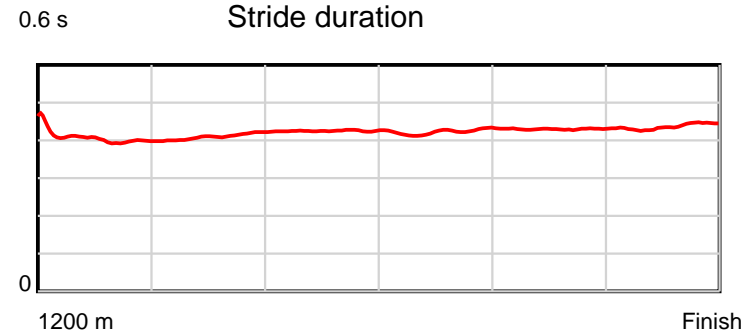
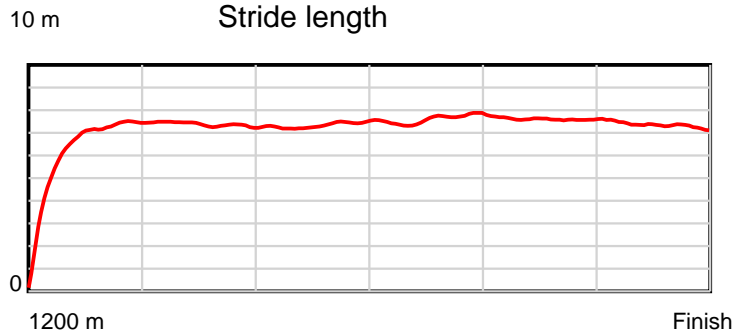
Disclaimer.

Tasracing Pty Ltd and Thoroughbred Ratings Pty Ltd accepts no responsibility for the completeness or accuracy of any of the information contained herein, and makes no representations about its suitability for any particular purpose. Users should make their own judgements about those matters and/or seek independent advice. You assume all risks associated with use of the data provided on this page.

Race Results

October 08, 2014, Race 6, CL2, Distance 1200m, Mowbray - Offset 0m

Result	TAB no.	Horse (Barrier)	1200 to	1000m to	800m to	600m to	400m to	200m to	Total or	Margin
5th	7	Silandro (9)	1000m	800m	600m	400m	200m	WP	Average	
		Position in running (margin)	-	1(0.0)	1(0.0)	2(0.0)	2(0.7)	2(0.7)		2.00
		Sectional time (s)	13.63	11.01	11.59	11.31	11.49	12.17		
		Cumulative time (s)	71.20	57.57	46.56	34.97	23.66	12.17	1:11.20	
		Speed (m/s)	14.68	18.17	17.26	17.68	17.41	16.43	16.85	
		Stride length (m)	6.04	7.47	7.34	7.47	7.47	7.18	7.12	
		Stride duration (s)	0.411	0.411	0.425	0.422	0.429	0.437	0.422	
		Stride efficiency (%)	57.05	87.12	84.18	87.22	87.17	80.61	79.22	
		Stride count	33.10	26.79	27.25	26.77	26.78	27.85	168.54	



Note: Horizontal distance axis grid lines are 200m furlongs.

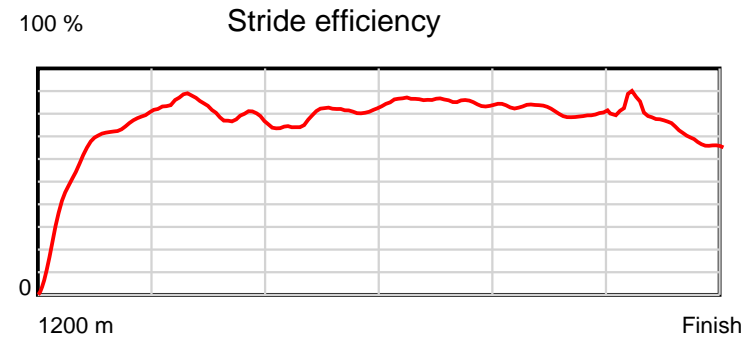
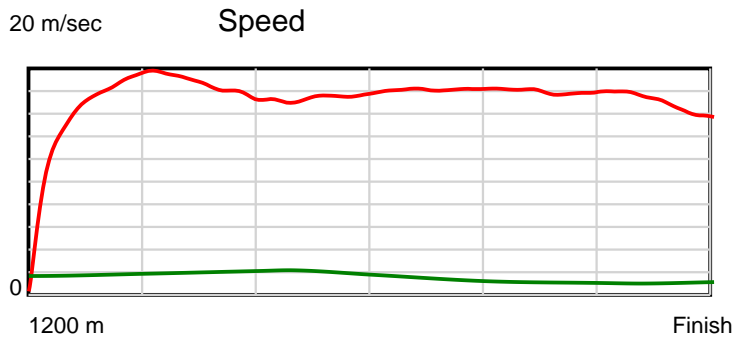
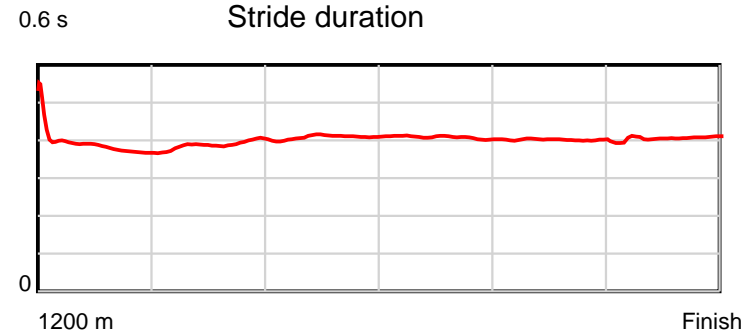
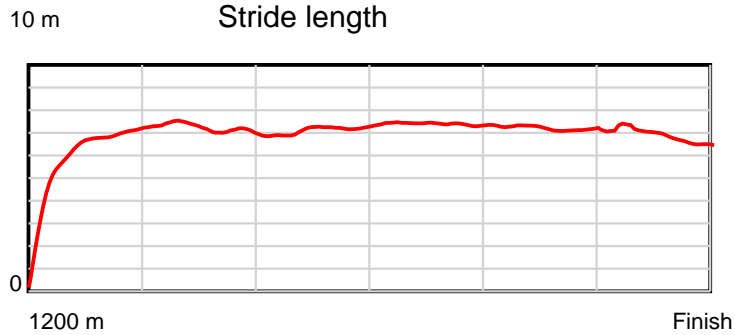
Disclaimer.

Tasracing Pty Ltd and Thoroughbred Ratings Pty Ltd accepts no responsibility for the completeness or accuracy of any of the information contained herein, and makes no representations about its suitability for any particular purpose. Users should make their own judgements about those matters and/or seek independent advice. You assume all risks associated with use of the data provided on this page.

Race Results

October 08, 2014, Race 6, CL2, Distance 1200m, Mowbray - Offset 0m

Result	TAB no.	Horse (Barrier)	1200 to	1000m to	800m to	600m to	400m to	200m to	Total or	Margin
6th	2	Osborne (10)	1000m	800m	600m	400m	200m	WP	Average	
		Position in running (margin)	-	2(0.6)	2(0.1)	1(0.0)	1(0.0)	1(0.0)		2.10
		Sectional time (s)	13.93	10.92	11.57	11.20	11.49	12.09		
		Cumulative time (s)	71.21	57.28	46.36	34.78	23.58	12.09	1:11.20	
		Speed (m/s)	14.35	18.32	17.29	17.86	17.41	16.54	16.85	
		Stride length (m)	5.73	7.13	7.06	7.28	6.97	6.63	6.76	
		Stride duration (s)	0.396	0.389	0.408	0.408	0.401	0.401	0.401	
		Stride efficiency (%)	51.25	79.53	77.80	82.77	75.97	68.63	71.31	
		Stride count	34.92	28.03	28.35	27.48	28.68	30.18	177.64	



Note: Horizontal distance axis grid lines are 200m furlongs.

Disclaimer.

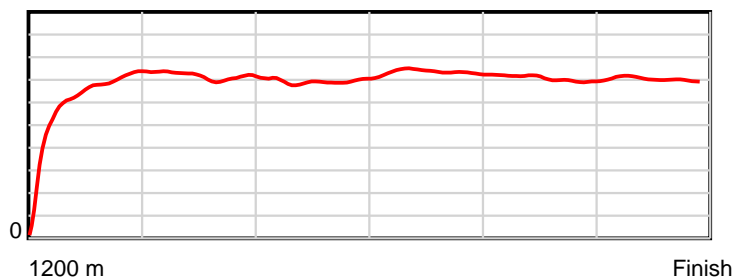
Tasracing Pty Ltd and Thoroughbred Ratings Pty Ltd accepts no responsibility for the completeness or accuracy of any of the information contained herein, and makes no representations about its suitability for any particular purpose. Users should make their own judgements about those matters and/or seek independent advice. You assume all risks associated with use of the data provided on this page.

Race Results

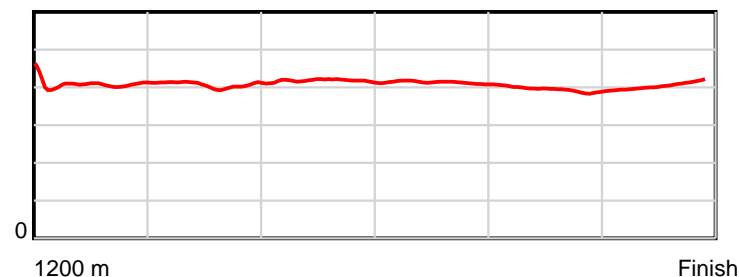
October 08, 2014, Race 6, CL2, Distance 1200m, Mowbray - Offset 0m

Result	TAB no.	Horse (Barrier)	1200 to	1000m to	800m to	600m to	400m to	200m to	Total or	Margin
7th	9	Geegees Martin... (11)	1000m	800m	600m	400m	200m	WP	Average	
		Position in running (margin)	-	10(3.9)	8(5.5)	10(7.2)	10(6.7)	8(4.5)		2.30
		Sectional time (s)	14.29	11.27	11.87	11.12	11.12	11.58		
		Cumulative time (s)	71.25	56.96	45.69	33.82	22.70	11.58	1:11.25	
		Speed (m/s)	14.00	17.75	16.85	17.99	17.99	17.27	16.84	
		Stride length (m)	5.80	7.22	7.03	7.43	7.10	7.00	6.89	
		Stride duration (s)	0.410	0.407	0.418	0.413	0.395	0.406	0.409	
		Stride efficiency (%)	52.61	81.43	77.33	86.35	78.83	76.68	74.14	
		Stride count	34.47	27.71	28.43	26.90	28.16	28.55	174.22	

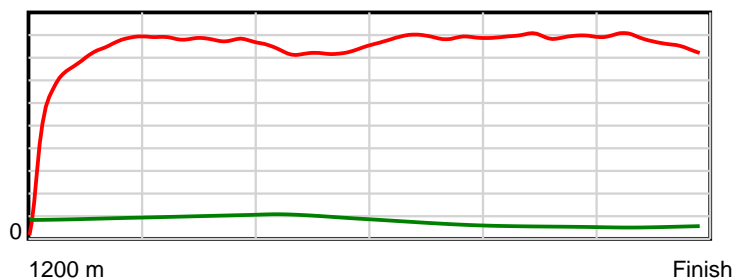
10 m Stride length



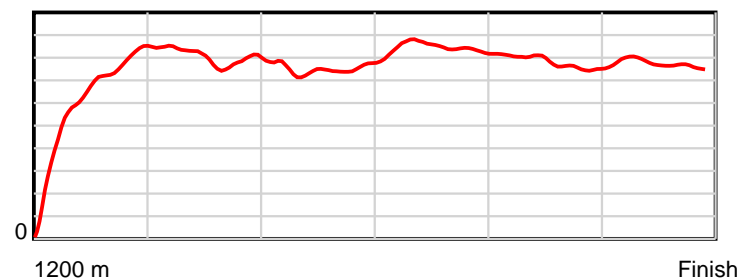
0.6 s Stride duration



20 m/sec Speed



100 % Stride efficiency



Note: Horizontal distance axis grid lines are 200m furlongs.

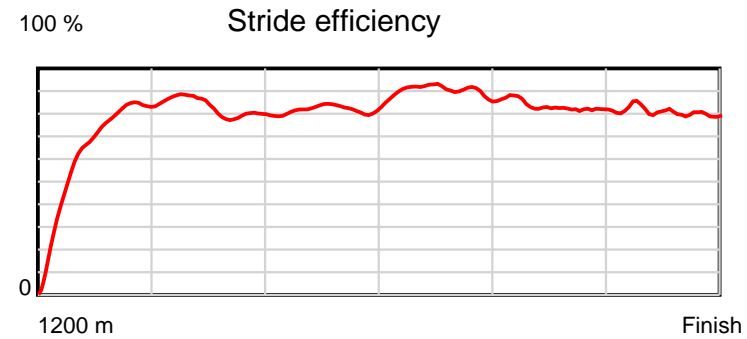
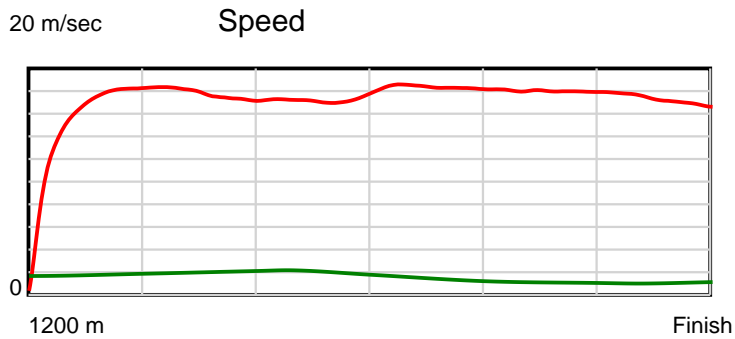
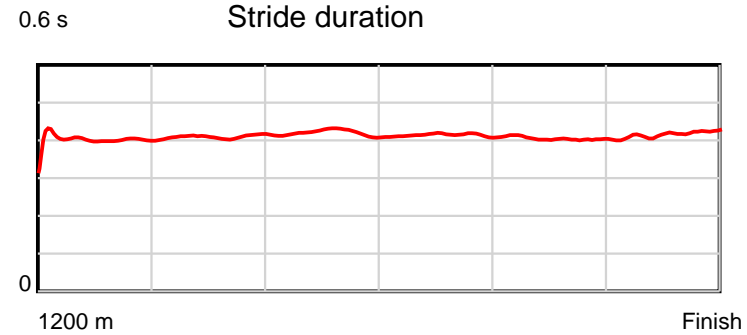
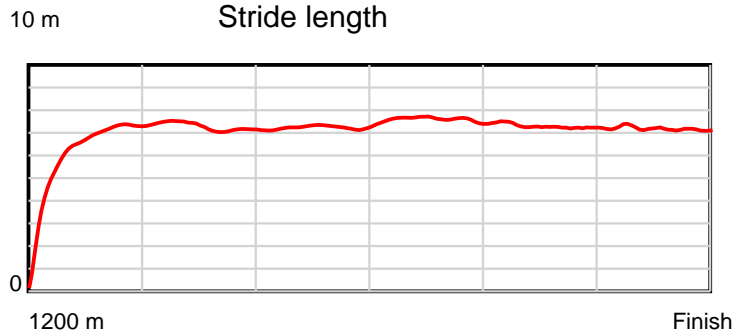
Disclaimer.

Tasracing Pty Ltd and Thoroughbred Ratings Pty Ltd accepts no responsibility for the completeness or accuracy of any of the information contained herein, and makes no representations about its suitability for any particular purpose. Users should make their own judgements about those matters and/or seek independent advice. You assume all risks associated with use of the data provided on this page.

Race Results

October 08, 2014, Race 6, CL2, Distance 1200m, Mowbray - Offset 0m

Result	TAB no.	Horse (Barrier)	1200 to	1000m to	800m to	600m to	400m to	200m to	Total or	Margin
8th	4	Vandermeer (7)	1000m	800m	600m	400m	200m	WP	Average	
		Position in running (margin)	-	5(2.1)	6(4.4)	6(4.6)	4(3.5)	5(3.1)		2.60
		Sectional time (s)	14.09	11.38	11.62	11.01	11.43	11.77		
		Cumulative time (s)	71.30	57.21	45.83	34.21	23.20	11.77	1:11.29	
		Speed (m/s)	14.19	17.57	17.21	18.17	17.50	16.99	16.83	
		Stride length (m)	5.65	7.21	7.22	7.51	7.06	7.09	6.90	
		Stride duration (s)	0.398	0.410	0.419	0.414	0.403	0.417	0.410	
		Stride efficiency (%)	49.94	81.14	81.47	88.12	77.78	78.55	74.31	
		Stride count	35.38	27.75	27.70	26.63	28.35	28.21	174.02	



Note: Horizontal distance axis grid lines are 200m furlongs.

Disclaimer.

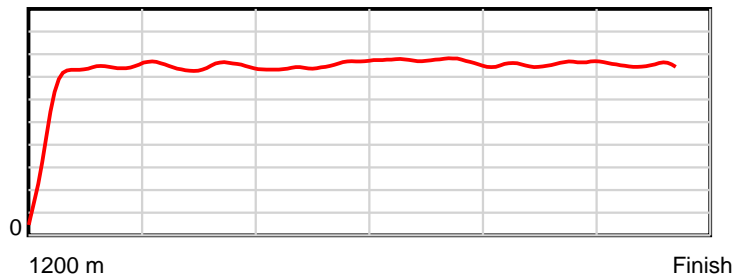
Tasracing Pty Ltd and Thoroughbred Ratings Pty Ltd accepts no responsibility for the completeness or accuracy of any of the information contained herein, and makes no representations about its suitability for any particular purpose. Users should make their own judgements about those matters and/or seek independent advice. You assume all risks associated with use of the data provided on this page.

Race Results

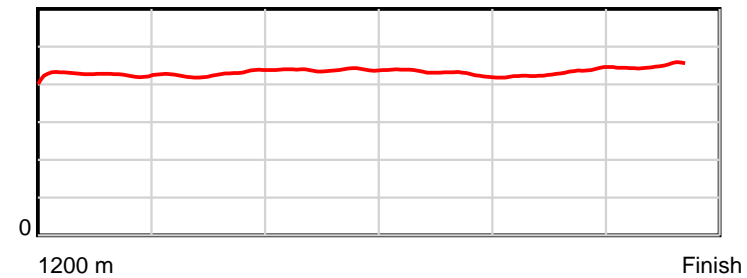
October 08, 2014, Race 6, CL2, Distance 1200m, Mowbray - Offset 0m

Result	TAB no.	Horse (Barrier)	1200 to	1000m to	800m to	600m to	400m to	200m to	Total or	Margin
9th	8	Beryl Bee (3)	1000m	800m	600m	400m	200m	WP	Average	
		Position in running (margin)	-	7(2.6)	5(3.5)	5(4.3)	5(3.5)	4(2.5)		3.00
		Sectional time (s)	14.05	11.15	11.73	11.06	11.32	12.07		
		Cumulative time (s)	71.38	57.33	46.18	34.45	23.39	12.07	1:11.37	
		Speed (m/s)	14.24	17.94	17.05	18.08	17.67	16.57	16.81	
		Stride length (m)	5.92	7.59	7.48	7.86	7.50	7.41	7.23	
		Stride duration (s)	0.416	0.424	0.439	0.435	0.424	0.447	0.430	
		Stride efficiency (%)	54.84	90.12	87.55	96.61	87.82	85.92	81.75	
		Stride count	33.76	26.34	26.72	25.44	26.68	26.97	165.91	

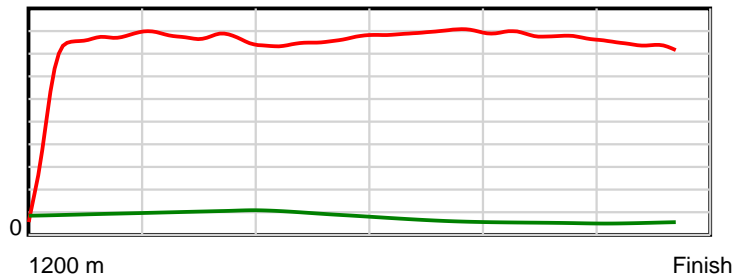
10 m Stride length



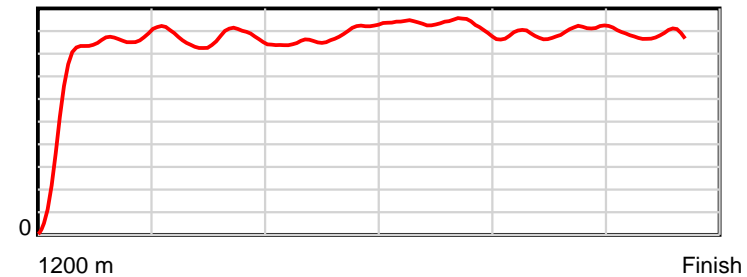
0.6 s Stride duration



20 m/sec Speed



100 % Stride efficiency



Note: Horizontal distance axis grid lines are 200m furlongs.

Disclaimer.

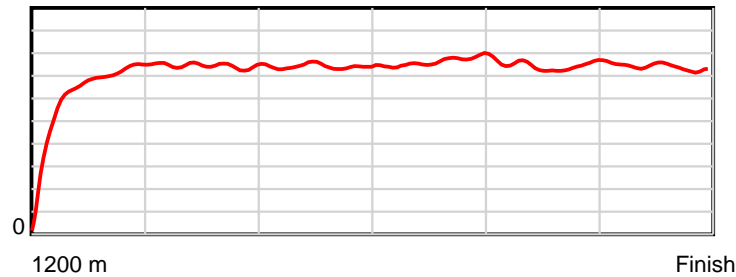
Tasracing Pty Ltd and Thoroughbred Ratings Pty Ltd accepts no responsibility for the completeness or accuracy of any of the information contained herein, and makes no representations about its suitability for any particular purpose. Users should make their own judgements about those matters and/or seek independent advice. You assume all risks associated with use of the data provided on this page.

Race Results

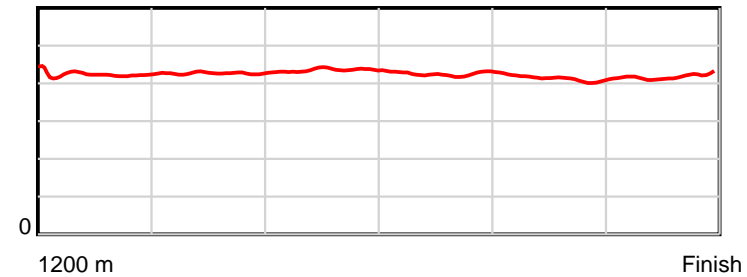
October 08, 2014, Race 6, CL2, Distance 1200m, Mowbray - Offset 0m

Result	TAB no.	Horse (Barrier)	1200 to	1000m to	800m to	600m to	400m to	200m to	Total or	Margin
10th	10	Ourmaher (8)	1000m	800m	600m	400m	200m	WP	Average	
		Position in running (margin)	-	11(4.9)	11(7.7)	11(8.3)	11(7.2)	11(6.0)		3.10
		Sectional time (s)	14.43	11.48	11.68	11.02	11.29	11.48		
		Cumulative time (s)	71.39	56.96	45.48	33.80	22.77	11.48	1:11.39	
		Speed (m/s)	13.86	17.42	17.12	18.15	17.71	17.42	16.81	
		Stride length (m)	5.91	7.43	7.45	7.70	7.32	7.31	7.13	
		Stride duration (s)	0.421	0.426	0.435	0.424	0.414	0.419	0.424	
		Stride efficiency (%)	54.63	86.19	86.84	92.64	83.84	83.42	79.50	
		Stride count	33.83	26.93	26.83	25.98	27.30	27.37	168.24	

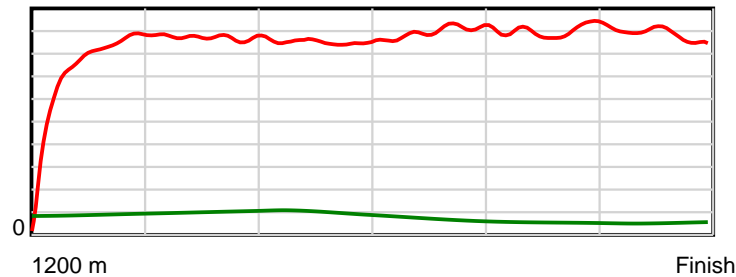
10 m Stride length



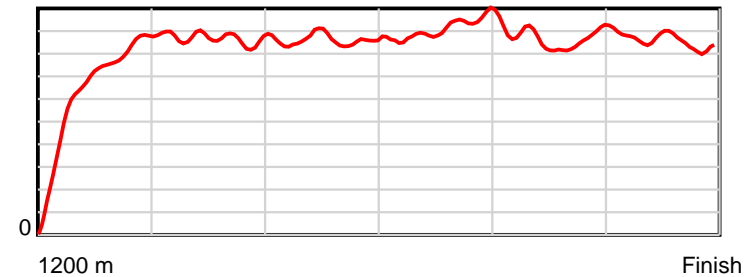
0.6 s Stride duration



20 m/sec Speed



100 % Stride efficiency



Note: Horizontal distance axis grid lines are 200m furlongs.

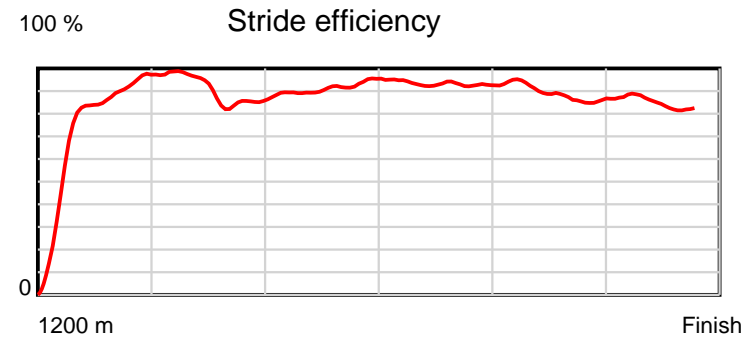
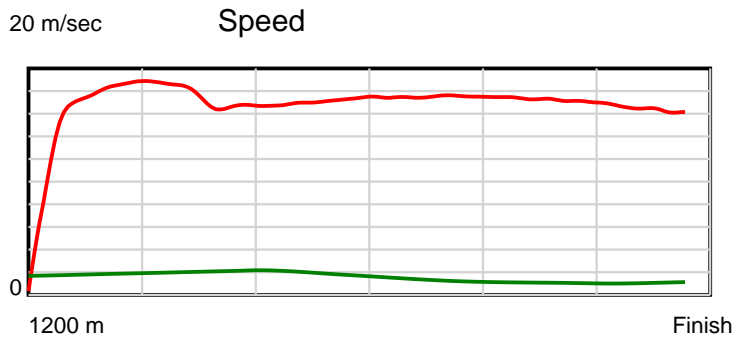
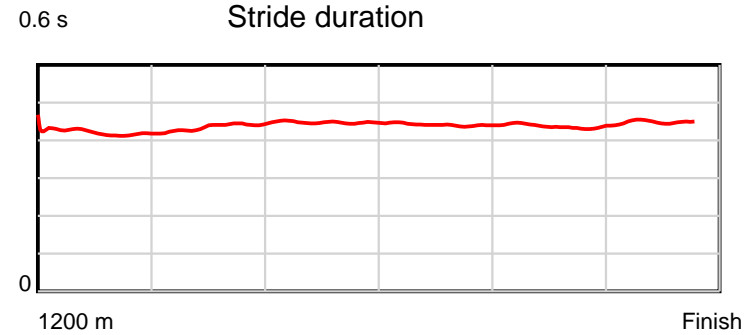
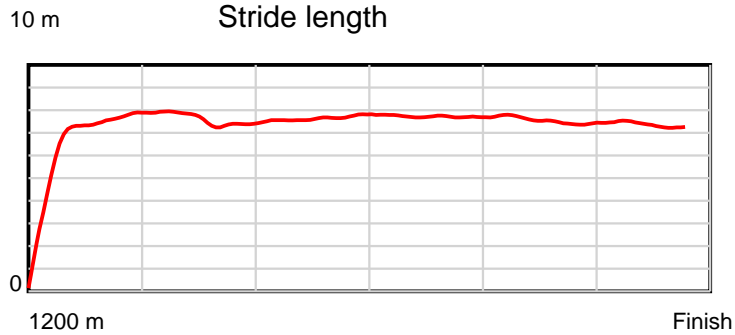
Disclaimer.

Tasracing Pty Ltd and Thoroughbred Ratings Pty Ltd accepts no responsibility for the completeness or accuracy of any of the information contained herein, and makes no representations about its suitability for any particular purpose. Users should make their own judgements about those matters and/or seek independent advice. You assume all risks associated with use of the data provided on this page.

Race Results

October 08, 2014, Race 6, CL2, Distance 1200m, Mowbray - Offset 0m

Result	TAB no.	Horse (Barrier)	1200 to	1000m to	800m to	600m to	400m to	200m to	Total or	Margin
11th	11	Miss Beautymat... (4)	1000m	800m	600m	400m	200m	WP	Average	
		Position in running (margin)	-	4(1.9)	4(3.4)	4(4.2)	6(3.8)	10(4.9)		5.90
		Sectional time (s)	13.84	11.26	11.73	11.13	11.68	12.26		
		Cumulative time (s)	71.90	58.06	46.80	35.07	23.94	12.26	1:11.90	
		Speed (m/s)	14.45	17.76	17.05	17.97	17.12	16.31	16.69	
		Stride length (m)	6.16	7.67	7.61	7.95	7.49	7.29	7.31	
		Stride duration (s)	0.425	0.432	0.447	0.442	0.437	0.447	0.438	
		Stride efficiency (%)	59.34	92.04	90.59	98.79	87.71	83.02	83.58	
		Stride count	32.46	26.06	26.27	25.15	26.70	27.44	164.08	



Note: Horizontal distance axis grid lines are 200m furlongs.

Disclaimer.

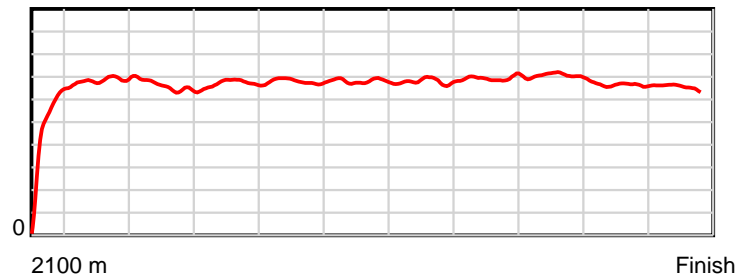
Tasracing Pty Ltd and Thoroughbred Ratings Pty Ltd accepts no responsibility for the completeness or accuracy of any of the information contained herein, and makes no representations about its suitability for any particular purpose. Users should make their own judgements about those matters and/or seek independent advice. You assume all risks associated with use of the data provided on this page.

Race Results

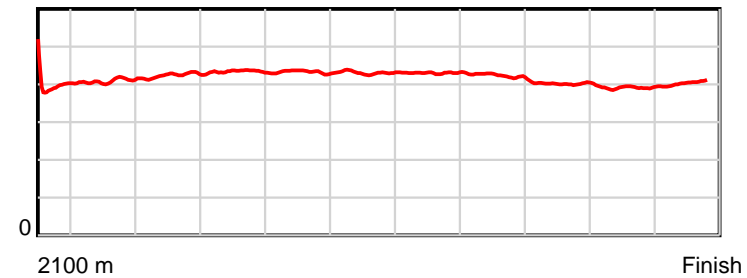
October 08, 2014, Race 7, BM72, Distance 2100m, Mowbray - Offset 0m

Result	TAB no.	Horse (Barrier)	2100 to	2000m to	1800m to	1600m to	1400m to	1200m to	1000m to	800m to	600m to	400m to	200m to	Total or	Margin
1st	8	Roussos Destin... (2)	2000m	1800m	1600m	1400m	1200m	1000m	800m	600m	400m	200m	WP	Average	
		Position in running (margin)	-	1(0.0)	3(1.0)	2(2.2)	2(1.2)	2(2.1)	2(1.7)	3(2.1)	2(1.2)	1(0.0)	2(4.3)		0.00
		Sectional time (s)	8.73	11.60	13.06	12.43	12.55	12.56	12.69	12.06	11.07	11.64	12.16		
		Cumulative time (s)	130.56	121.83	110.23	97.17	84.73	72.18	59.62	46.93	34.87	23.80	12.16	2:10.56	
		Speed (m/s)	11.45	17.24	15.31	16.09	15.94	15.92	15.76	16.58	18.07	17.18	16.45	16.08	
		Stride length (m)	4.68	7.02	6.49	6.98	6.90	6.86	6.78	7.05	7.27	6.75	6.61	6.71	
		Stride duration (s)	0.409	0.407	0.424	0.434	0.433	0.431	0.430	0.425	0.403	0.393	0.402	0.417	
		Stride efficiency (%)	34.30	77.02	65.72	76.11	74.34	73.60	71.73	77.66	82.66	71.12	68.31	70.45	
		Stride count	21.35	28.49	30.84	28.66	29.00	29.14	29.52	28.37	27.50	29.65	30.25	312.77	

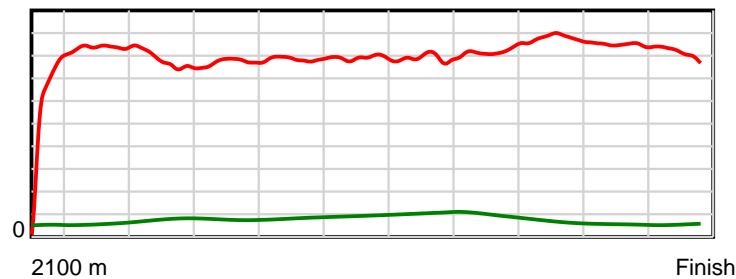
10 m Stride length



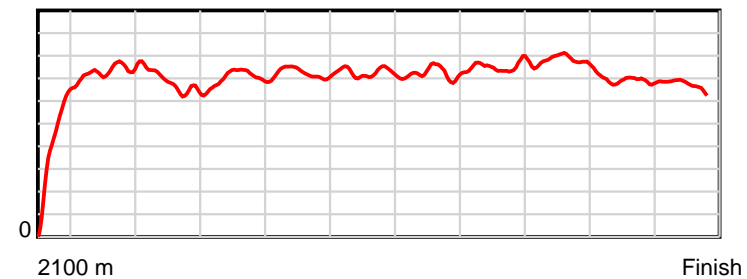
0.6 s Stride duration



20 m/sec Speed



100 % Stride efficiency



Note: Horizontal distance axis grid lines are 200m furlongs.

Disclaimer.

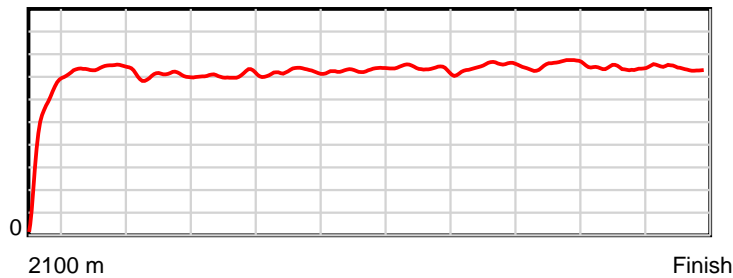
Tasracing Pty Ltd and Thoroughbred Ratings Pty Ltd accepts no responsibility for the completeness or accuracy of any of the information contained herein, and makes no representations about its suitability for any particular purpose. Users should make their own judgements about those matters and/or seek independent advice. You assume all risks associated with use of the data provided on this page.

Race Results

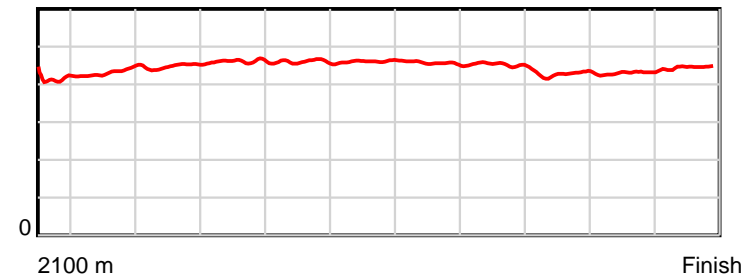
October 08, 2014, Race 7, BM72, Distance 2100m, Mowbray - Offset 0m

Result	TAB no.	Horse (Barrier)	2100 to 2000m	2000m to 1800m	1800m to 1600m	1600m to 1400m	1400m to 1200m	1200m to 1000m	1000m to 800m	800m to 600m	600m to 400m	400m to 200m	200m to WP	Total or Average	Margin
2nd	9	Holy Cat (5)													
		Position in running (margin)	-	3(0.9)	2(0.9)	3(2.4)	3(3.0)	4(3.6)	4(3.3)	4(2.9)	3(2.6)	3(2.0)	5(7.3)		1.30
		Sectional time (s)	8.72	11.44	13.12	12.70	12.49	12.56	12.58	12.16	11.16	11.80	12.06		
		Cumulative time (s)	130.80	122.08	110.64	97.52	84.82	72.33	59.76	47.19	35.03	23.86	12.06	2:10.80	
		Speed (m/s)	11.46	17.48	15.24	15.75	16.01	15.92	15.90	16.45	17.92	16.95	16.58	16.05	
		Stride length (m)	4.69	7.53	6.82	7.27	7.37	7.33	7.27	7.45	7.68	7.27	7.39	7.14	
		Stride duration (s)	0.405	0.430	0.448	0.461	0.460	0.460	0.457	0.453	0.429	0.429	0.446	0.445	
		Stride efficiency (%)	34.31	88.54	72.77	82.49	84.77	83.87	82.67	86.68	92.20	82.63	85.31	79.64	
		Stride count	21.34	26.57	29.31	27.53	27.15	27.30	27.50	26.85	26.04	27.50	27.07	294.16	

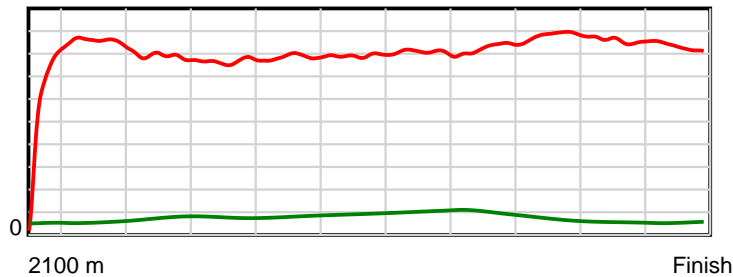
10 m Stride length



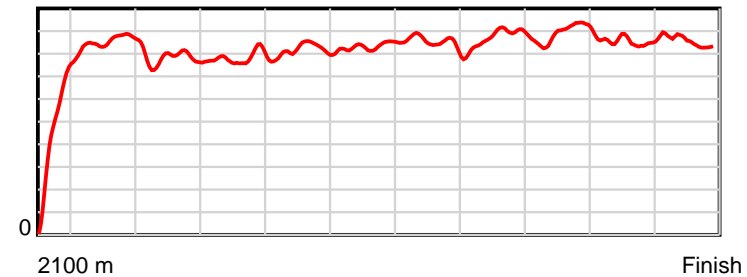
0.6 s Stride duration



20 m/sec Speed



100 % Stride efficiency



Note: Horizontal distance axis grid lines are 200m furlongs.

Disclaimer.

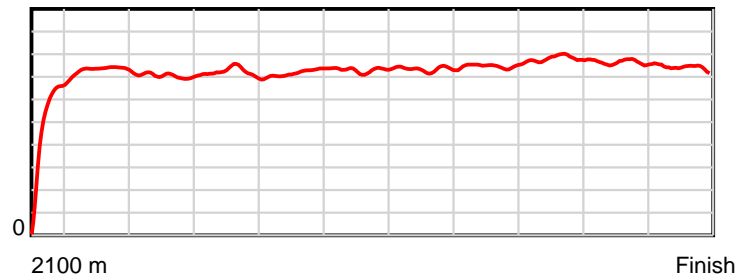
Tasracing Pty Ltd and Thoroughbred Ratings Pty Ltd accepts no responsibility for the completeness or accuracy of any of the information contained herein, and makes no representations about its suitability for any particular purpose. Users should make their own judgements about those matters and/or seek independent advice. You assume all risks associated with use of the data provided on this page.

Race Results

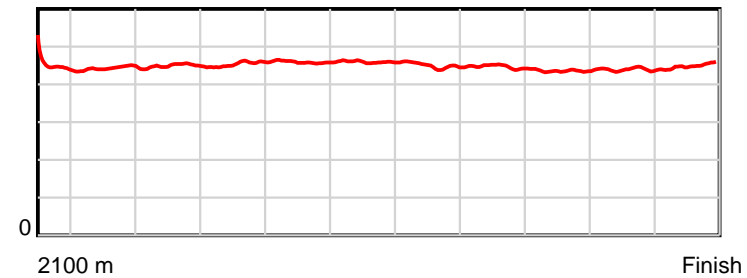
October 08, 2014, Race 7, BM72, Distance 2100m, Mowbray - Offset 0m

Result	TAB no.	Horse (Barrier)	2100 to	2000m to	1800m to	1600m to	1400m to	1200m to	1000m to	800m to	600m to	400m to	200m to	Total or	Margin
3rd	6	Gee Gee Black ... (6)	2000m	1800m	1600m	1400m	1200m	1000m	800m	600m	400m	200m	WP	Average	
		Position in running (margin)	-	6(4.0)	7(6.1)	7(7.2)	6(5.9)	6(7.2)	6(6.8)	6(5.3)	7(4.9)	7(3.3)	6(8.3)		3.10
		Sectional time (s)	9.38	11.78	13.06	12.38	12.61	12.57	12.37	12.14	11.02	11.75	12.09		
		Cumulative time (s)	131.14	121.76	109.98	96.92	84.54	71.93	59.37	46.99	34.86	23.84	12.09	2:11.13	
		Speed (m/s)	10.66	16.98	15.31	16.16	15.86	15.91	16.17	16.47	18.15	17.02	16.54	16.01	
		Stride length (m)	4.99	7.52	6.87	7.32	7.28	7.32	7.29	7.36	7.89	7.48	7.42	7.20	
		Stride duration (s)	0.458	0.443	0.448	0.453	0.459	0.460	0.451	0.446	0.435	0.439	0.449	0.450	
		Stride efficiency (%)	38.93	88.38	73.69	83.66	82.88	83.68	82.94	84.54	97.29	87.38	86.09	81.07	
		Stride count	20.03	26.59	29.12	27.33	27.46	27.33	27.45	27.19	25.35	26.75	26.95	291.55	

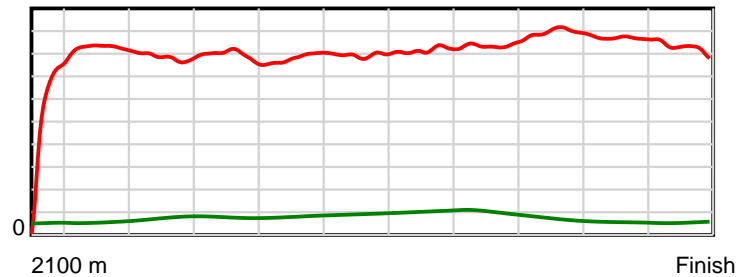
10 m Stride length



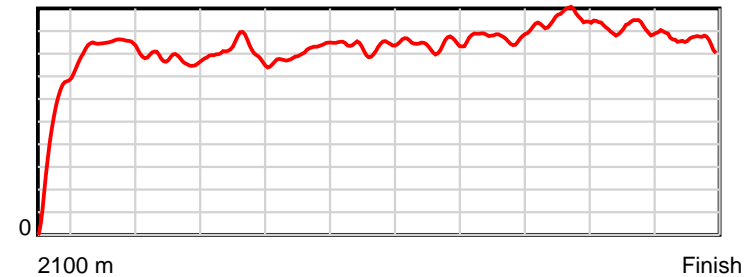
0.6 s Stride duration



20 m/sec Speed



100 % Stride efficiency



Note: Horizontal distance axis grid lines are 200m furlongs.

Disclaimer.

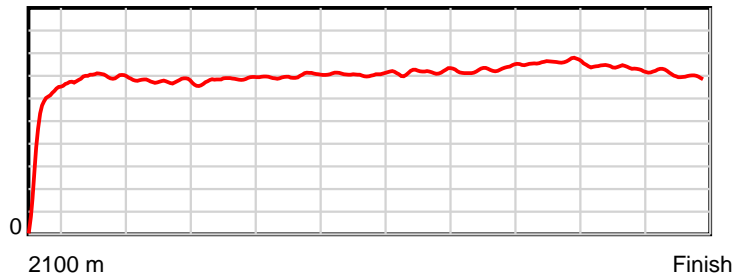
Tasracing Pty Ltd and Thoroughbred Ratings Pty Ltd accepts no responsibility for the completeness or accuracy of any of the information contained herein, and makes no representations about its suitability for any particular purpose. Users should make their own judgements about those matters and/or seek independent advice. You assume all risks associated with use of the data provided on this page.

Race Results

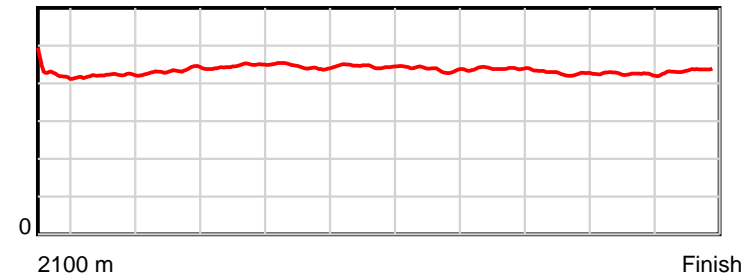
October 08, 2014, Race 7, BM72, Distance 2100m, Mowbray - Offset 0m

Result	TAB no.	Horse (Barrier)	2100 to	2000m to	1800m to	1600m to	1400m to	1200m to	1000m to	800m to	600m to	400m to	200m to	Total or	Margin
4th	2	Allegro Dehere (1)	2000m	1800m	1600m	1400m	1200m	1000m	800m	600m	400m	200m	WP	Average	
		Position in running (margin)	-	5(2.7)	6(4.3)	6(6.5)	7(7.1)	7(7.8)	7(7.9)	7(5.7)	6(4.8)	6(3.3)	3(7.2)		4.40
		Sectional time (s)	9.41	11.70	13.24	12.69	12.51	12.65	12.26	12.06	11.02	11.57	12.28		
		Cumulative time (s)	131.39	121.98	110.28	97.04	84.34	71.84	59.19	46.93	34.87	23.85	12.28	2:11.38	
		Speed (m/s)	10.63	17.09	15.11	15.76	15.99	15.81	16.31	16.58	18.15	17.29	16.29	15.98	
		Stride length (m)	4.82	7.18	6.52	7.02	7.11	7.04	7.15	7.26	7.77	7.35	7.05	6.97	
		Stride duration (s)	0.434	0.420	0.432	0.445	0.445	0.445	0.438	0.438	0.428	0.425	0.433	0.436	
		Stride efficiency (%)	36.33	80.58	66.51	76.93	79.07	77.46	79.91	82.45	94.40	84.43	77.64	76.02	
		Stride count	20.74	27.85	30.66	28.50	28.12	28.41	27.97	27.53	25.73	27.21	28.37	301.09	

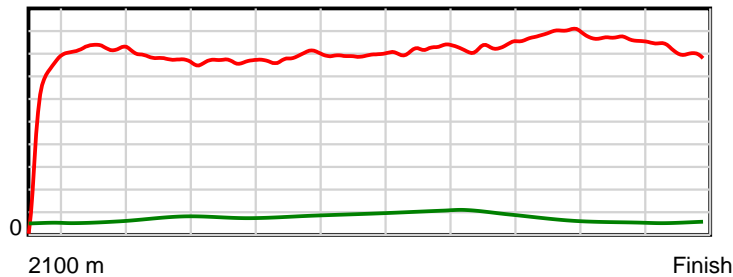
10 m Stride length



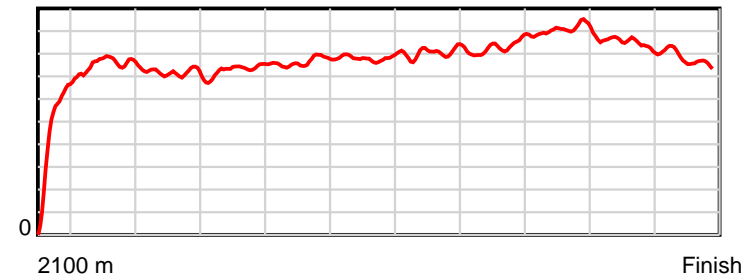
0.6 s Stride duration



20 m/sec Speed



100 % Stride efficiency



Note: Horizontal distance axis grid lines are 200m furlongs.

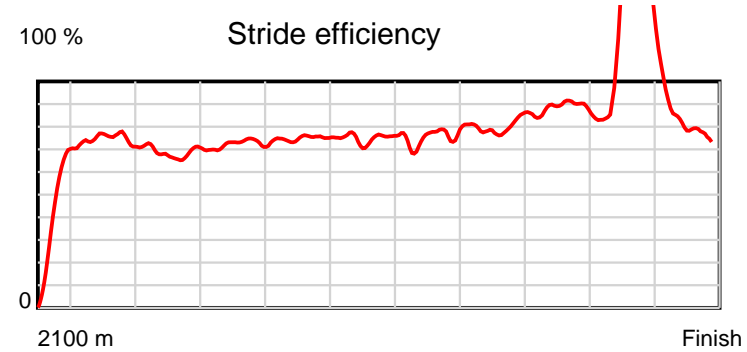
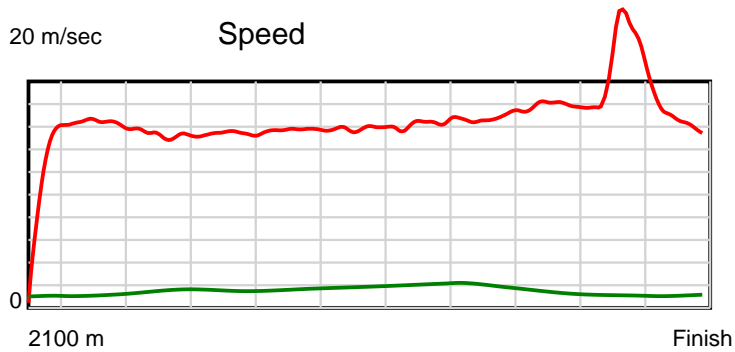
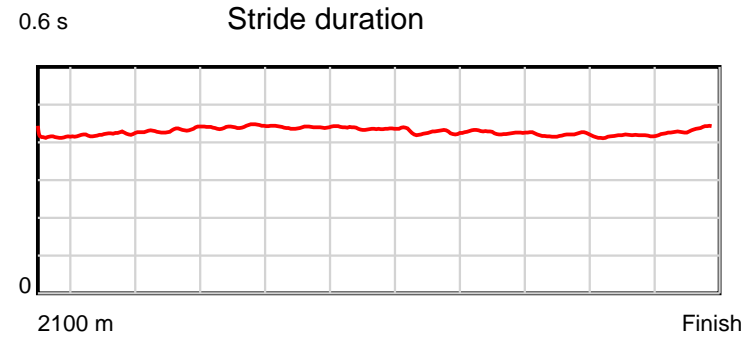
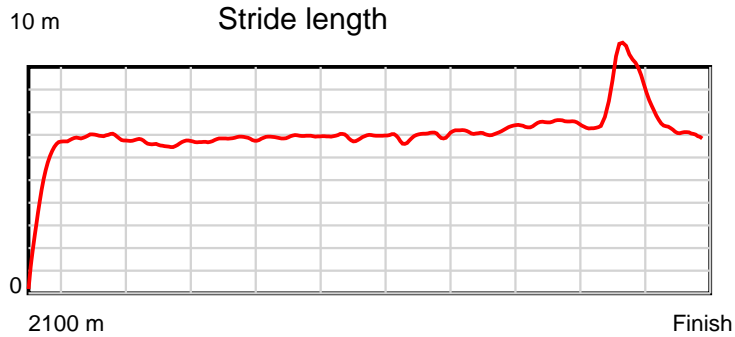
Disclaimer.

Tasracing Pty Ltd and Thoroughbred Ratings Pty Ltd accepts no responsibility for the completeness or accuracy of any of the information contained herein, and makes no representations about its suitability for any particular purpose. Users should make their own judgements about those matters and/or seek independent advice. You assume all risks associated with use of the data provided on this page.

Race Results

October 08, 2014, Race 7, BM72, Distance 2100m, Mowbray - Offset 0m

Result	TAB no.	Horse (Barrier)	2100 to	2000m to	1800m to	1600m to	1400m to	1200m to	1000m to	800m to	600m to	400m to	200m to	Total or	Margin
5th	7	One At a Time (4)	2000m	1800m	1600m	1400m	1200m	1000m	800m	600m	400m	200m	WP	Average	
		Position in running (margin)	-	7(5.3)	5(4.3)	5(4.9)	5(5.4)	5(6.5)	5(5.7)	5(4.1)	5(3.7)	5(2.7)	1(0.0)		4.50
		Sectional time (s)	10.06	11.25	12.98	12.69	12.57	12.49	12.37	12.13	11.11	10.47	13.28		
		Cumulative time (s)	131.40	121.34	110.08	97.11	84.42	71.84	59.35	46.98	34.85	23.75	13.28	2:11.40	
		Speed (m/s)	9.94	17.78	15.41	15.76	15.91	16.01	16.17	16.49	18.00	19.10	15.06	15.98	
		Stride length (m)	4.26	7.47	6.60	6.94	7.02	7.02	6.96	7.03	7.57	8.00	6.48	6.87	
		Stride duration (s)	0.409	0.420	0.428	0.440	0.441	0.438	0.431	0.426	0.421	0.419	0.430	0.430	
		Stride efficiency (%)	28.40	87.14	67.99	75.28	76.99	76.90	75.76	77.17	89.66	100.03	65.63	73.68	
		Stride count	23.46	26.78	30.32	28.82	28.49	28.51	28.72	28.46	26.40	25.00	30.86	305.82	



Note: Horizontal distance axis grid lines are 200m furlongs.

Disclaimer.

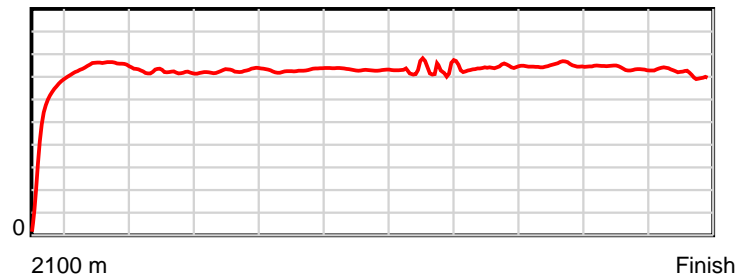
Tasracing Pty Ltd and Thoroughbred Ratings Pty Ltd accepts no responsibility for the completeness or accuracy of any of the information contained herein, and makes no representations about its suitability for any particular purpose. Users should make their own judgements about those matters and/or seek independent advice. You assume all risks associated with use of the data provided on this page.

Race Results

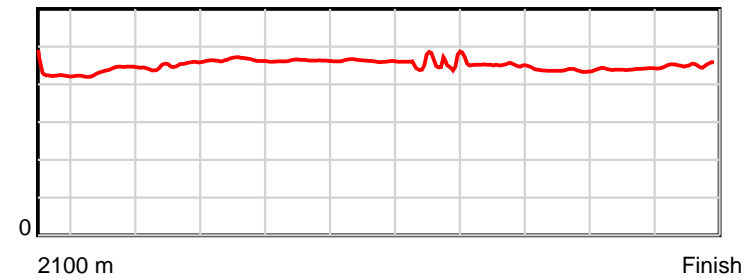
October 08, 2014, Race 7, BM72, Distance 2100m, Mowbray - Offset 0m

Result	TAB no.	Horse (Barrier)	2100 to	2000m to	1800m to	1600m to	1400m to	1200m to	1000m to	800m to	600m to	400m to	200m to	Total or	Margin
6th	5	Das Good (7)	2000m	1800m	1600m	1400m	1200m	1000m	800m	600m	400m	200m	WP	Average	
		Position in running (margin)	-	2(0.3)	1(0.0)	1(0.0)	1(0.0)	1(0.0)	1(0.0)	1(0.0)	1(0.0)	2(0.8)	4(7.2)		5.00
		Sectional time (s)	8.92	11.38	12.87	12.61	12.39	12.62	12.64	12.20	11.40	11.99	12.48		
		Cumulative time (s)	131.50	122.58	111.20	98.33	85.72	73.33	60.71	48.07	35.87	24.46	12.48	2:11.50	
		Speed (m/s)	11.21	17.57	15.54	15.86	16.14	15.85	15.82	16.39	17.54	16.68	16.03	15.97	
		Stride length (m)	4.98	7.65	6.99	7.38	7.47	7.33	6.84	7.39	7.66	7.35	7.22	7.16	
		Stride duration (s)	0.428	0.435	0.450	0.465	0.463	0.462	0.432	0.451	0.437	0.440	0.450	0.448	
		Stride efficiency (%)	38.78	91.35	76.27	85.12	87.19	83.91	73.03	85.29	91.75	84.31	81.35	80.05	
		Stride count	20.07	26.16	28.63	27.10	26.78	27.29	29.25	27.07	26.10	27.23	27.72	293.40	

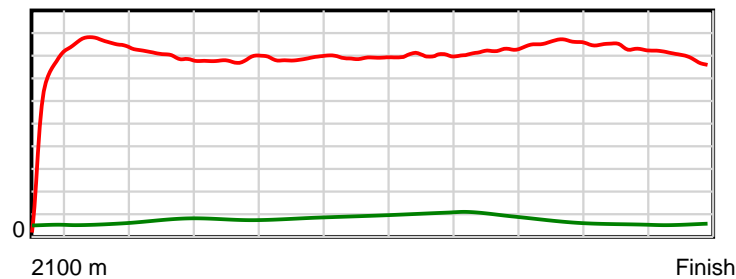
10 m Stride length



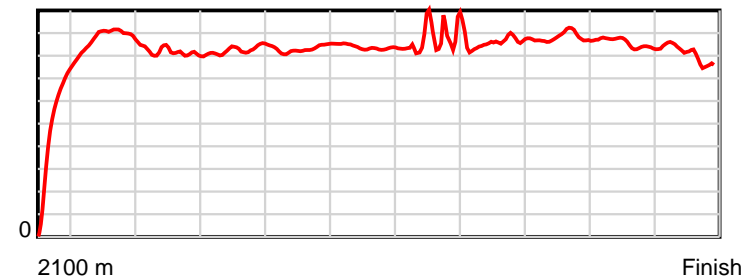
0.6 s Stride duration



20 m/sec Speed



100 % Stride efficiency



Note: Horizontal distance axis grid lines are 200m furlongs.

Disclaimer.

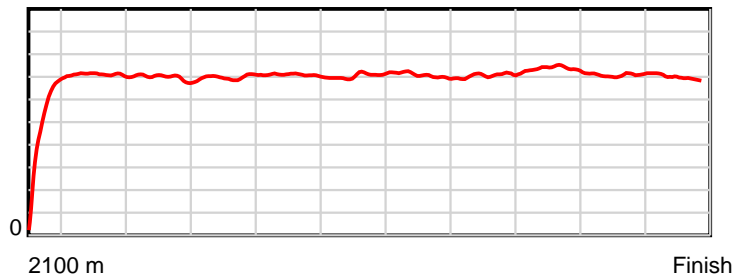
Tasracing Pty Ltd and Thoroughbred Ratings Pty Ltd accepts no responsibility for the completeness or accuracy of any of the information contained herein, and makes no representations about its suitability for any particular purpose. Users should make their own judgements about those matters and/or seek independent advice. You assume all risks associated with use of the data provided on this page.

Race Results

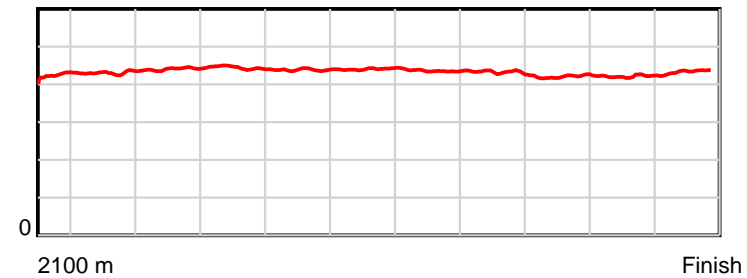
October 08, 2014, Race 7, BM72, Distance 2100m, Mowbray - Offset 0m

Result	TAB no.	Horse (Barrier)	2100 to 2000m	2000m to 1800m	1800m to 1600m	1600m to 1400m	1400m to 1200m	1200m to 1000m	1000m to 800m	800m to 600m	600m to 400m	400m to 200m	200m to WP	Total or Average	Margin
7th	1	Spotluck (3)													
		Position in running (margin)	-	4(1.5)	4(3.4)	4(3.5)	4(3.1)	3(2.9)	3(2.2)	2(2.0)	4(2.8)	4(2.3)	7(8.4)		5.20
		Sectional time (s)	8.96	11.75	12.89	12.55	12.35	12.50	12.60	12.34	11.19	11.94	12.48		
		Cumulative time (s)	131.54	122.58	110.84	97.95	85.40	73.04	60.54	47.94	35.60	24.42	12.48	2:11.53	
		Speed (m/s)	11.16	17.02	15.52	15.94	16.19	16.00	15.87	16.21	17.87	16.75	16.03	15.97	
		Stride length (m)	4.63	7.32	6.82	7.09	7.10	7.04	6.93	7.03	7.51	7.06	6.93	6.90	
		Stride duration (s)	0.410	0.430	0.440	0.445	0.438	0.440	0.437	0.434	0.420	0.421	0.432	0.432	
		Stride efficiency (%)	33.55	83.70	72.74	78.45	78.67	77.42	75.11	77.31	88.08	77.79	75.10	74.49	
		Stride count	21.58	27.33	29.31	28.23	28.19	28.41	28.85	28.43	26.64	28.35	28.85	304.17	

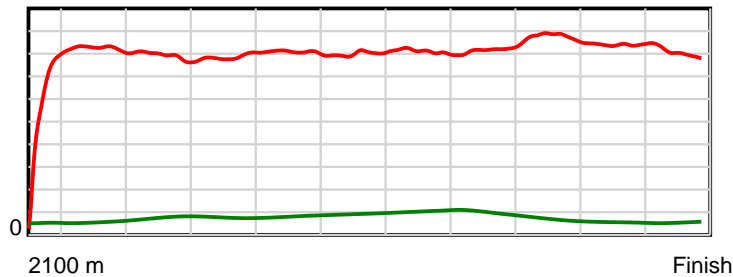
10 m Stride length



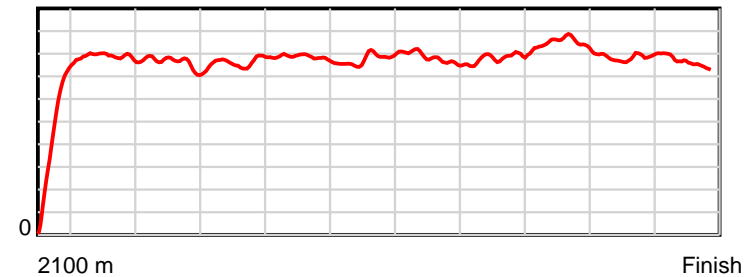
0.6 s Stride duration



20 m/sec Speed



100 % Stride efficiency



Note: Horizontal distance axis grid lines are 200m furlongs.

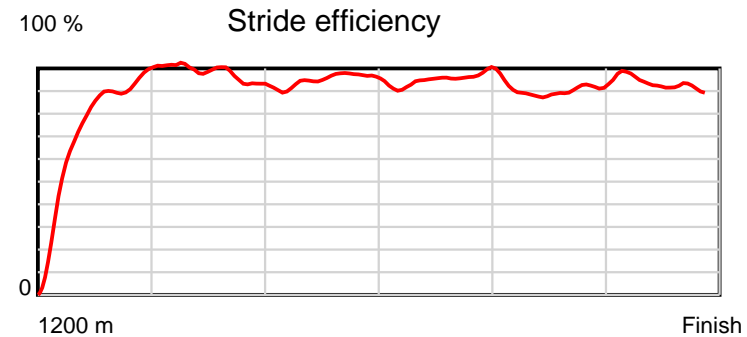
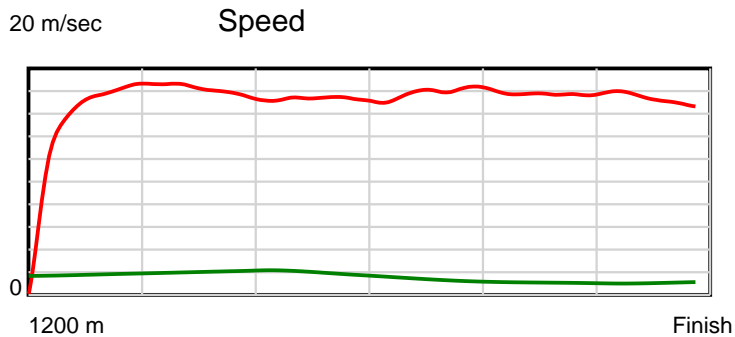
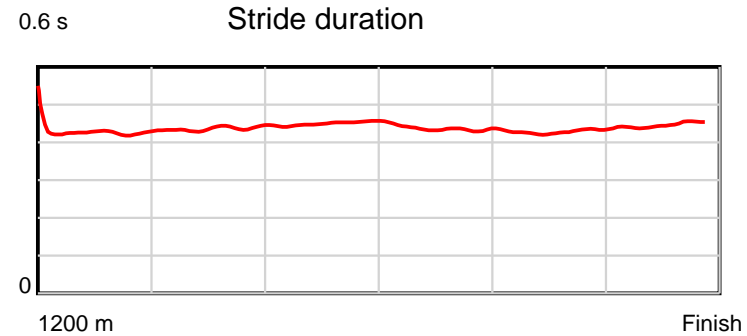
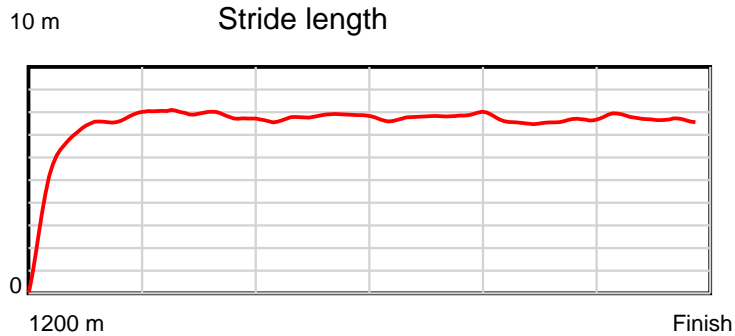
Disclaimer.

Tasracing Pty Ltd and Thoroughbred Ratings Pty Ltd accepts no responsibility for the completeness or accuracy of any of the information contained herein, and makes no representations about its suitability for any particular purpose. Users should make their own judgements about those matters and/or seek independent advice. You assume all risks associated with use of the data provided on this page.

Race Results

October 08, 2014, Race 8, BM82, Distance 1200m, Mowbray - Offset 0m

Result	TAB no.	Horse (Barrier)	1200 to	1000m to	800m to	600m to	400m to	200m to	Total or	Margin
1st	8	Private Curren... (1)	1000m	800m	600m	400m	200m	WP	Average	
		Position in running (margin)	-	2(1.0)	2(0.1)	2(0.3)	2(0.4)	1(0.0)		0.00
		Sectional time (s)	14.13	10.93	11.48	11.00	11.15	11.53		
		Cumulative time (s)	70.22	56.09	45.17	33.68	22.68	11.53	1:10.21	
		Speed (m/s)	14.15	18.30	17.42	18.18	17.94	17.35	17.09	
		Stride length (m)	6.21	7.98	7.82	7.96	7.68	7.73	7.50	
		Stride duration (s)	0.428	0.436	0.449	0.438	0.429	0.446	0.439	
		Stride efficiency (%)	60.19	99.42	95.54	98.96	92.28	93.36	88.01	
		Stride count	32.22	25.07	25.58	25.13	26.03	25.87	159.90	



Note: Horizontal distance axis grid lines are 200m furlongs.

Disclaimer.

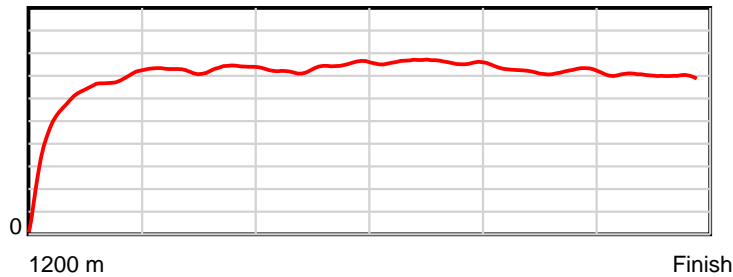
Tasracing Pty Ltd and Thoroughbred Ratings Pty Ltd accepts no responsibility for the completeness or accuracy of any of the information contained herein, and makes no representations about its suitability for any particular purpose. Users should make their own judgements about those matters and/or seek independent advice. You assume all risks associated with use of the data provided on this page.

Race Results

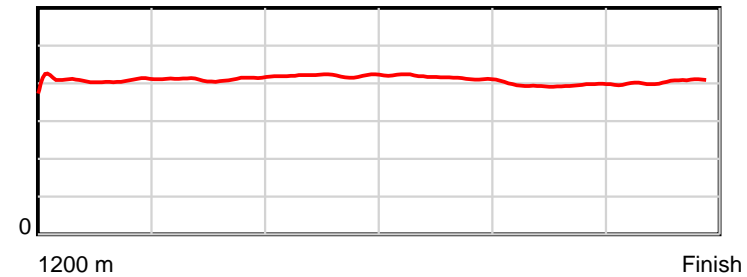
October 08, 2014, Race 8, BM82, Distance 1200m, Mowbray - Offset 0m

Result	TAB no.	Horse (Barrier)	1200 to	1000m to	800m to	600m to	400m to	200m to	Total or	Margin
2nd	6	Flash Al Moon (8)	1000m	800m	600m	400m	200m	WP	Average	
		Position in running (margin)	-	7(4.6)	7(4.8)	8(4.5)	7(2.8)	3(2.0)		0.20
		Sectional time (s)	14.47	11.12	11.39	10.69	11.09	11.48		
		Cumulative time (s)	70.26	55.79	44.66	33.27	22.58	11.48	1:10.26	
		Speed (m/s)	13.83	17.99	17.56	18.71	18.03	17.42	17.08	
		Stride length (m)	5.63	7.39	7.38	7.79	7.14	7.03	6.98	
		Stride duration (s)	0.406	0.411	0.420	0.417	0.396	0.404	0.409	
		Stride efficiency (%)	49.50	85.31	85.02	94.88	79.62	77.21	76.19	
		Stride count	35.54	27.07	27.11	25.67	28.02	28.45	171.86	

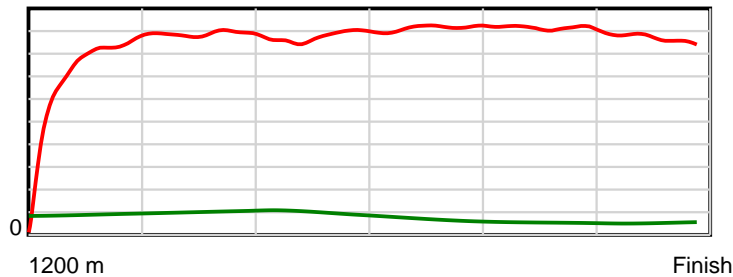
10 m Stride length



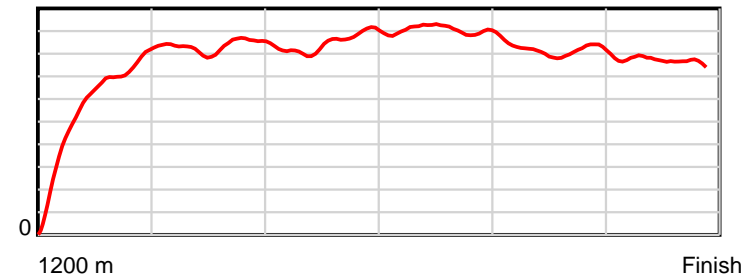
0.6 s Stride duration



20 m/sec Speed



100 % Stride efficiency



Note: Horizontal distance axis grid lines are 200m furlongs.

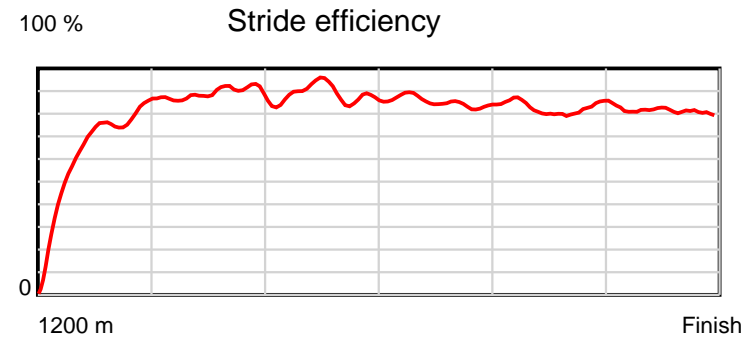
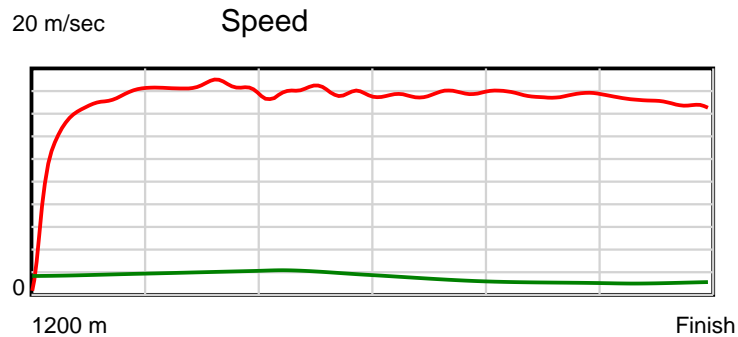
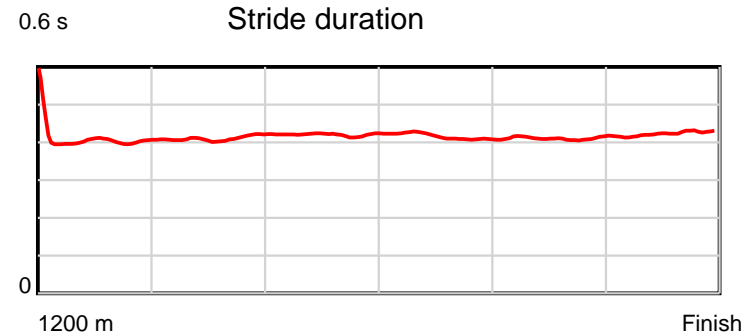
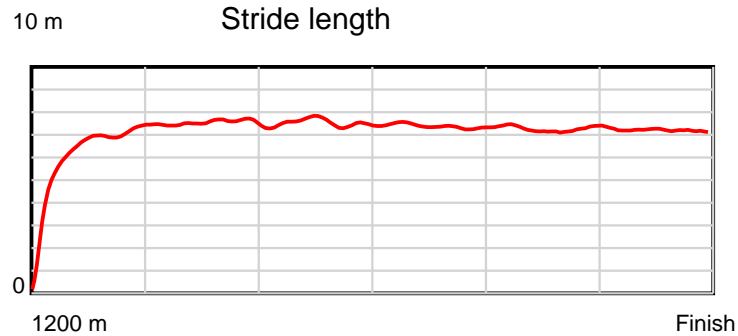
Disclaimer.

Tasracing Pty Ltd and Thoroughbred Ratings Pty Ltd accepts no responsibility for the completeness or accuracy of any of the information contained herein, and makes no representations about its suitability for any particular purpose. Users should make their own judgements about those matters and/or seek independent advice. You assume all risks associated with use of the data provided on this page.

Race Results

October 08, 2014, Race 8, BM82, Distance 1200m, Mowbray - Offset 0m

Result	TAB no.	Horse (Barrier)	1200 to	1000m to	800m to	600m to	400m to	200m to	Total or	Margin
3rd	5	Mr Fashion (4)	1000m	800m	600m	400m	200m	WP	Average	
		Position in running (margin)	-	3(1.8)	3(1.4)	3(1.6)	6(2.3)	5(2.6)		2.00
		Sectional time (s)	14.12	11.02	11.49	11.09	11.27	11.58		
		Cumulative time (s)	70.57	56.45	45.44	33.95	22.85	11.58	1:10.56	
		Speed (m/s)	14.16	18.15	17.41	18.03	17.75	17.27	17.00	
		Stride length (m)	6.01	7.46	7.32	7.48	7.28	7.31	7.10	
		Stride duration (s)	0.416	0.411	0.420	0.415	0.411	0.423	0.418	
		Stride efficiency (%)	56.43	86.99	83.63	87.51	82.90	83.45	78.80	
		Stride count	33.28	26.81	27.34	26.73	27.46	27.37	168.99	



Note: Horizontal distance axis grid lines are 200m furlongs.

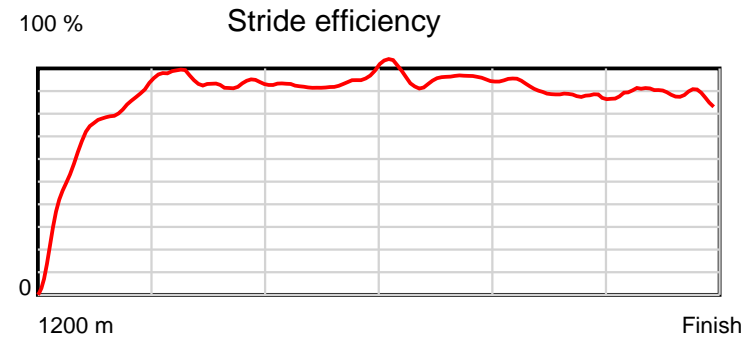
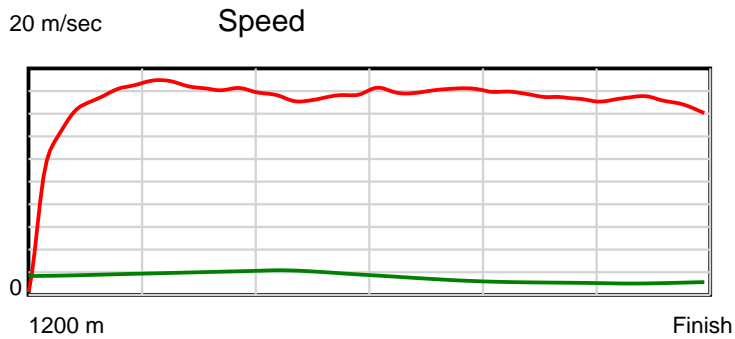
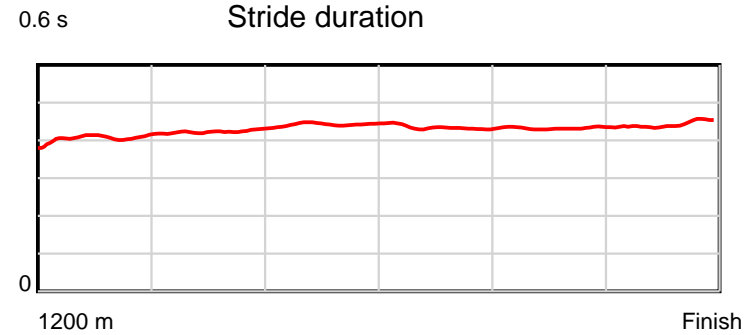
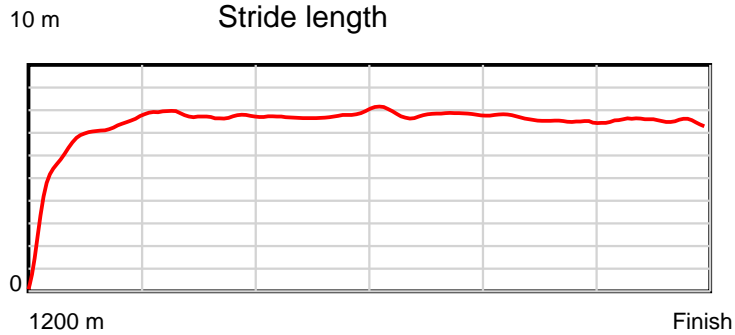
Disclaimer.

Tasracing Pty Ltd and Thoroughbred Ratings Pty Ltd accepts no responsibility for the completeness or accuracy of any of the information contained herein, and makes no representations about its suitability for any particular purpose. Users should make their own judgements about those matters and/or seek independent advice. You assume all risks associated with use of the data provided on this page.

Race Results

October 08, 2014, Race 8, BM82, Distance 1200m, Mowbray - Offset 0m

Result	TAB no.	Horse (Barrier)	1200 to	1000m to	800m to	600m to	400m to	200m to	Total or	Margin
4th	2	Red Eagle (7)	1000m	800m	600m	400m	200m	WP	Average	
		Position in running (margin)	-	1(0.0)	1(0.0)	1(0.0)	1(0.0)	2(1.5)		2.20
		Sectional time (s)	13.86	11.08	11.45	10.98	11.48	11.77		
		Cumulative time (s)	70.61	56.75	45.67	34.22	23.24	11.77	1:10.61	
		Speed (m/s)	14.43	18.05	17.47	18.21	17.42	16.99	17.00	
		Stride length (m)	5.84	7.64	7.73	7.90	7.54	7.53	7.29	
		Stride duration (s)	0.400	0.423	0.442	0.434	0.433	0.443	0.429	
		Stride efficiency (%)	53.37	91.13	93.34	97.48	88.80	88.60	82.95	
		Stride count	34.22	26.19	25.88	25.32	26.53	26.56	164.70	



Note: Horizontal distance axis grid lines are 200m furlongs.

Disclaimer.

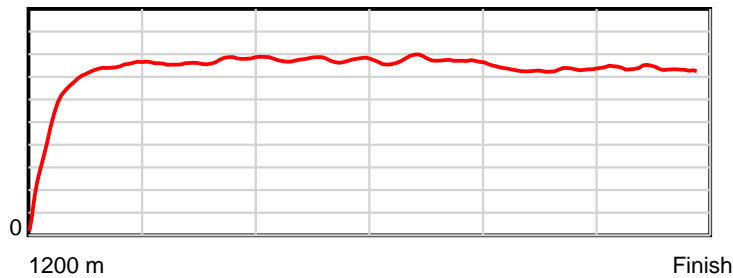
Tasracing Pty Ltd and Thoroughbred Ratings Pty Ltd accepts no responsibility for the completeness or accuracy of any of the information contained herein, and makes no representations about its suitability for any particular purpose. Users should make their own judgements about those matters and/or seek independent advice. You assume all risks associated with use of the data provided on this page.

Race Results

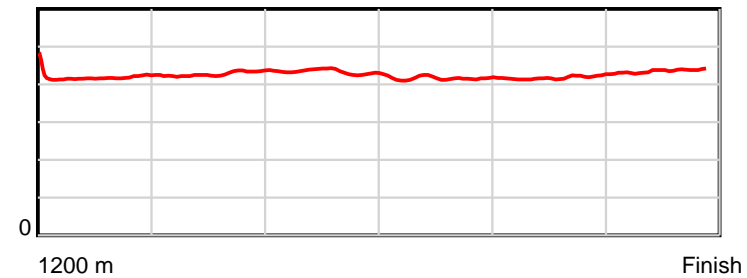
October 08, 2014, Race 8, BM82, Distance 1200m, Mowbray - Offset 0m

Result	TAB no.	Horse (Barrier)	1200 to	1000m to	800m to	600m to	400m to	200m to	Total or	Margin
5th	3	Barysh Quest (5)	1000m	800m	600m	400m	200m	WP	Average	
		Position in running (margin)	-	6(4.1)	6(4.2)	7(2.9)	3(1.2)	6(3.3)		3.50
		Sectional time (s)	14.58	11.08	11.23	10.70	11.56	11.68		
		Cumulative time (s)	70.84	56.26	45.18	33.94	23.24	11.68	1:10.84	
		Speed (m/s)	13.72	18.05	17.81	18.69	17.30	17.12	16.94	
		Stride length (m)	5.92	7.69	7.73	7.76	7.23	7.42	7.23	
		Stride duration (s)	0.424	0.426	0.434	0.415	0.418	0.433	0.427	
		Stride efficiency (%)	54.75	92.52	93.25	94.11	81.61	86.13	81.61	
		Stride count	33.79	25.99	25.89	25.77	27.67	26.94	166.05	

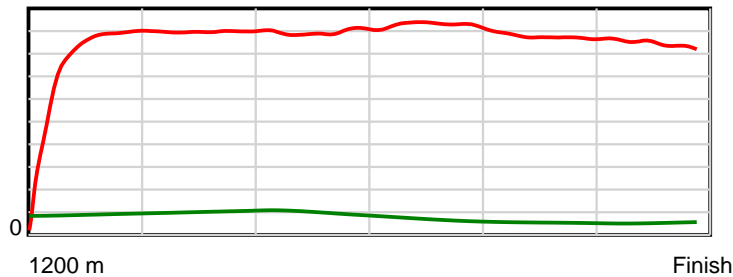
10 m Stride length



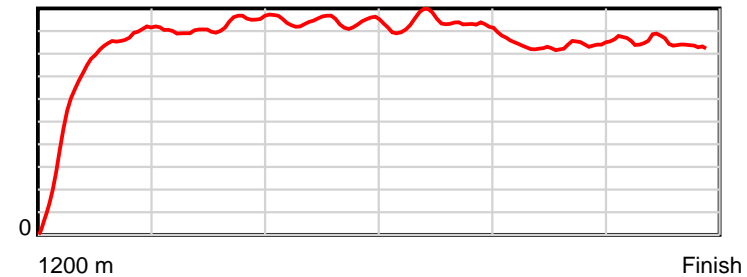
0.6 s Stride duration



20 m/sec Speed



100 % Stride efficiency



Note: Horizontal distance axis grid lines are 200m furlongs.

Disclaimer.

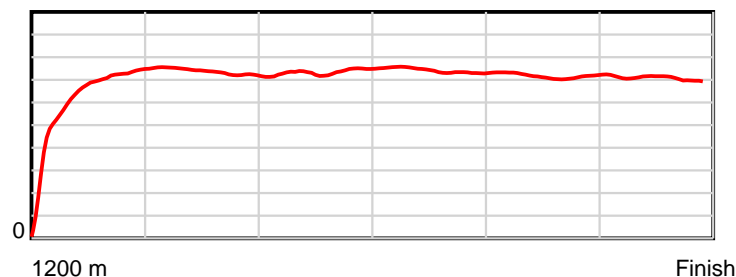
Tasracing Pty Ltd and Thoroughbred Ratings Pty Ltd accepts no responsibility for the completeness or accuracy of any of the information contained herein, and makes no representations about its suitability for any particular purpose. Users should make their own judgements about those matters and/or seek independent advice. You assume all risks associated with use of the data provided on this page.

Race Results

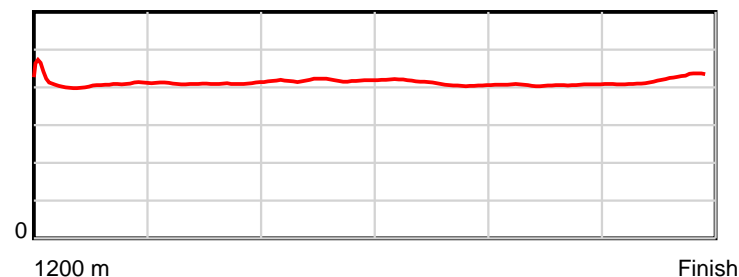
October 08, 2014, Race 8, BM82, Distance 1200m, Mowbray - Offset 0m

Result	TAB no.	Horse (Barrier)	1200 to	1000m to	800m to	600m to	400m to	200m to	Total or	Margin
6th	4	Gea Force (3)	1000m	800m	600m	400m	200m	WP	Average	
		Position in running (margin)	-	4(2.5)	5(3.8)	5(2.7)	4(1.8)	4(2.1)		3.60
		Sectional time (s)	14.33	11.30	11.25	10.84	11.27	11.87		
		Cumulative time (s)	70.86	56.53	45.23	33.98	23.14	11.87	1:10.86	
		Speed (m/s)	13.96	17.70	17.78	18.45	17.75	16.85	16.94	
		Stride length (m)	5.85	7.26	7.43	7.59	7.21	7.10	7.02	
		Stride duration (s)	0.413	0.410	0.418	0.411	0.406	0.421	0.415	
		Stride efficiency (%)	53.44	82.46	86.32	89.92	81.22	78.85	77.04	
		Stride count	34.20	27.53	26.91	26.37	27.74	28.16	170.91	

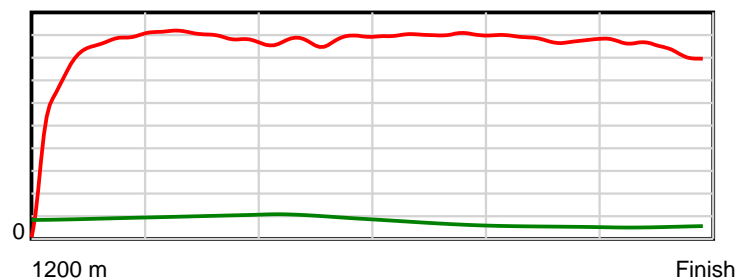
10 m Stride length



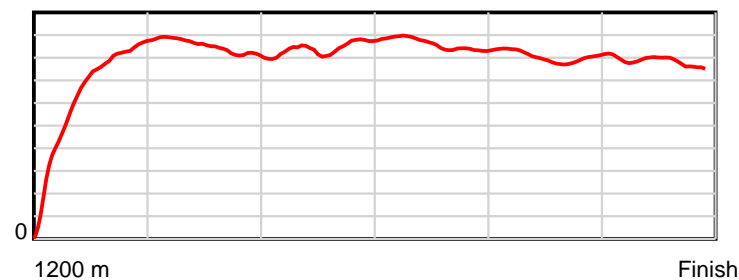
0.6 s Stride duration



20 m/sec Speed



100 % Stride efficiency



Note: Horizontal distance axis grid lines are 200m furlongs.

Disclaimer.

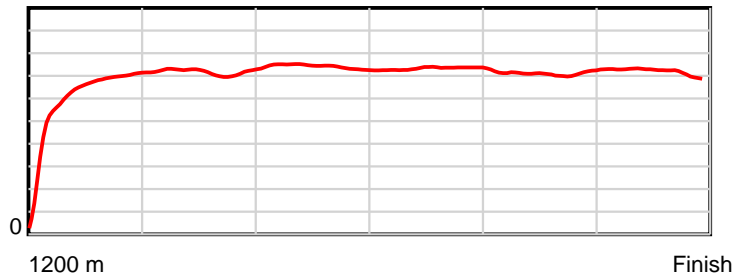
Tasracing Pty Ltd and Thoroughbred Ratings Pty Ltd accepts no responsibility for the completeness or accuracy of any of the information contained herein, and makes no representations about its suitability for any particular purpose. Users should make their own judgements about those matters and/or seek independent advice. You assume all risks associated with use of the data provided on this page.

Race Results

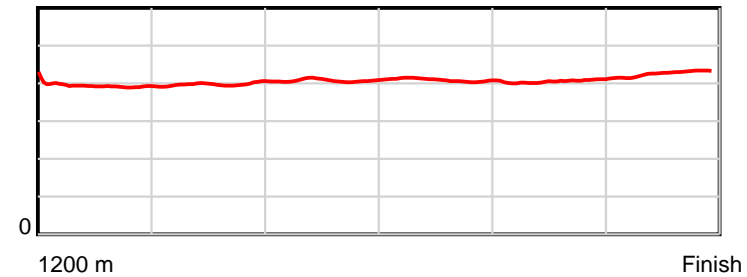
October 08, 2014, Race 8, BM82, Distance 1200m, Mowbray - Offset 0m

Result	TAB no.	Horse (Barrier)	1200 to	1000m to	800m to	600m to	400m to	200m to	Total or	Margin
7th	7	Fashion Label (6)	1000m	800m	600m	400m	200m	WP	Average	
		Position in running (margin)	-	5(3.2)	4(2.8)	4(2.4)	5(2.2)	7(3.9)		3.80
		Sectional time (s)	14.27	11.01	11.38	10.95	11.51	11.77		
		Cumulative time (s)	70.89	56.62	45.61	34.23	23.28	11.77	1:10.89	
		Speed (m/s)	14.01	18.17	17.57	18.26	17.38	16.99	16.93	
		Stride length (m)	5.61	7.22	7.15	7.47	7.05	7.25	6.89	
		Stride duration (s)	0.398	0.398	0.407	0.409	0.405	0.426	0.407	
		Stride efficiency (%)	49.18	81.48	79.96	87.26	77.56	82.05	74.27	
		Stride count	35.65	27.70	27.96	26.76	28.39	27.60	174.06	

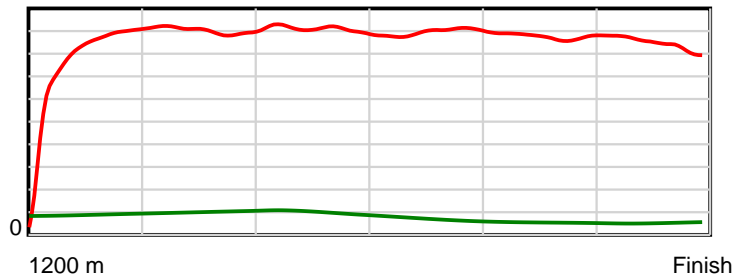
10 m Stride length



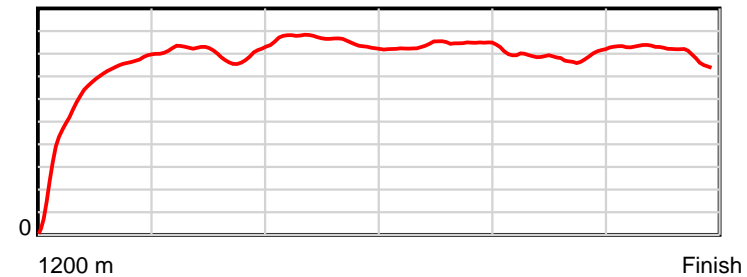
0.6 s Stride duration



20 m/sec Speed



100 % Stride efficiency



Note: Horizontal distance axis grid lines are 200m furlongs.

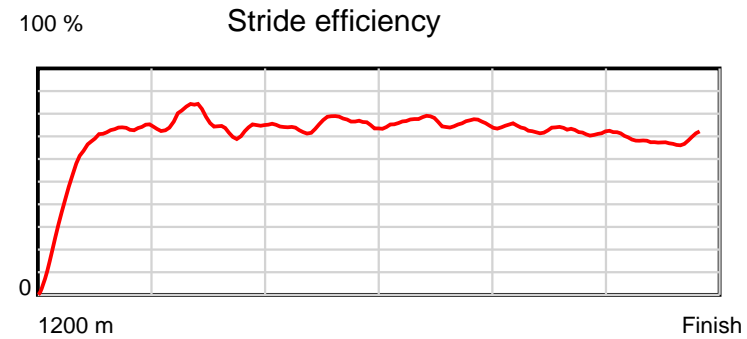
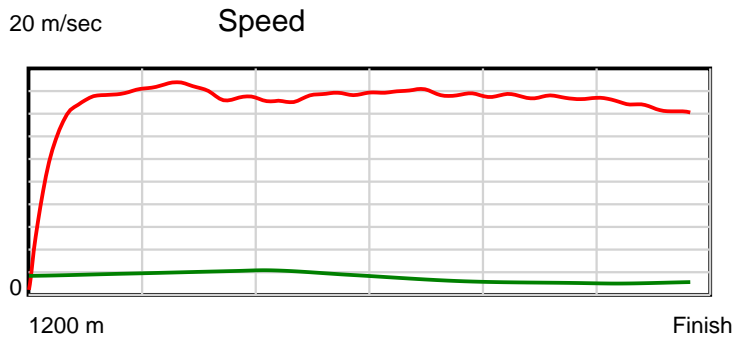
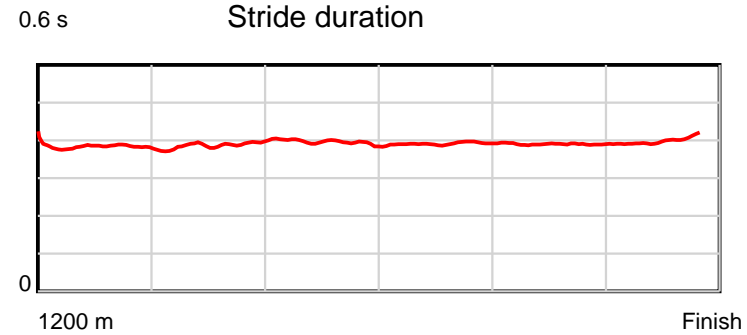
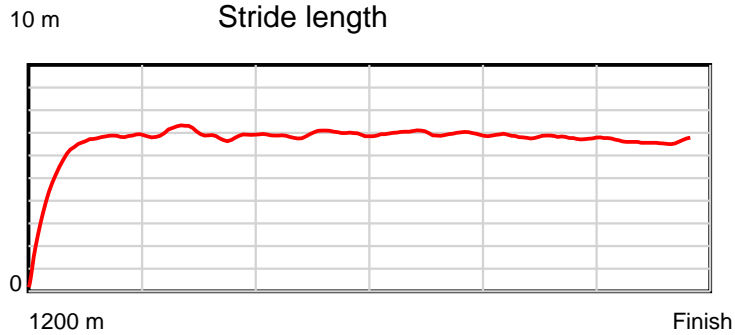
Disclaimer.

Tasracing Pty Ltd and Thoroughbred Ratings Pty Ltd accepts no responsibility for the completeness or accuracy of any of the information contained herein, and makes no representations about its suitability for any particular purpose. Users should make their own judgements about those matters and/or seek independent advice. You assume all risks associated with use of the data provided on this page.

Race Results

October 08, 2014, Race 8, BM82, Distance 1200m, Mowbray - Offset 0m

Result	TAB no.	Horse (Barrier)	1200 to	1000m to	800m to	600m to	400m to	200m to	Total or	Margin
8th	1	Under the Eiff... (2)	1000m	800m	600m	400m	200m	WP	Average	
		Position in running (margin)	-	8(5.5)	8(4.9)	6(2.7)	8(3.0)	8(4.6)		6.60
		Sectional time (s)	14.77	10.98	11.07	11.04	11.48	12.06		
		Cumulative time (s)	71.40	56.63	45.65	34.58	23.54	12.06	1:11.40	
		Speed (m/s)	13.54	18.21	18.07	18.12	17.42	16.58	16.81	
		Stride length (m)	5.31	6.99	7.19	7.05	6.80	6.61	6.59	
		Stride duration (s)	0.390	0.384	0.398	0.389	0.390	0.398	0.392	
		Stride efficiency (%)	44.12	76.36	80.76	77.62	72.21	68.22	67.83	
		Stride count	37.64	28.61	27.82	28.38	29.42	30.27	182.14	



Note: Horizontal distance axis grid lines are 200m furlongs.

Disclaimer.

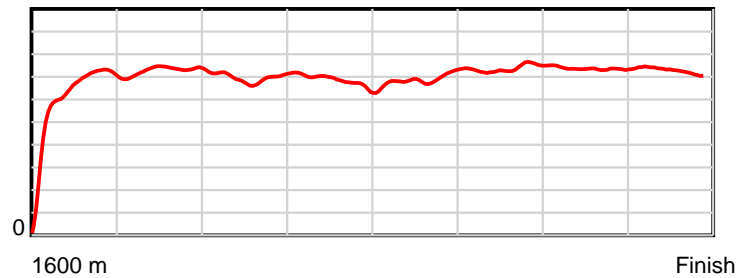
Tasracing Pty Ltd and Thoroughbred Ratings Pty Ltd accepts no responsibility for the completeness or accuracy of any of the information contained herein, and makes no representations about its suitability for any particular purpose. Users should make their own judgements about those matters and/or seek independent advice. You assume all risks associated with use of the data provided on this page.

Race Results

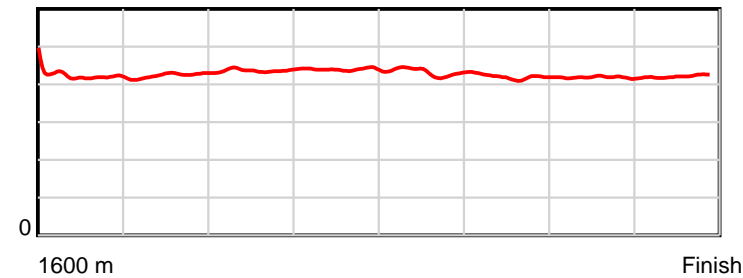
October 08, 2014, Race 9, BM62, Distance 1600m, Mowbray - Offset 0m

Result	TAB no.	Horse (Barrier)	1600 to	1400m to	1200m to	1000m to	800m to	600m to	400m to	200m to	Total or	Margin
1st	9	Sister Quest (4)	1400m	1200m	1000m	800m	600m	400m	200m	WP	Average	
		Position in running (margin)	-	3(2.6)	3(2.4)	3(3.3)	4(4.3)	3(3.0)	4(1.5)	3(0.7)		0.00
		Sectional time (s)	14.52	11.39	12.69	13.01	12.37	11.12	11.51	11.44		
		Cumulative time (s)	98.05	83.53	72.14	59.45	46.44	34.07	22.95	11.44	1:38.04	
		Speed (m/s)	13.77	17.56	15.76	15.37	16.17	17.99	17.38	17.48	16.32	
		Stride length (m)	5.94	7.43	6.88	6.76	7.00	7.56	7.27	7.36	6.99	
		Stride duration (s)	0.431	0.423	0.436	0.440	0.433	0.420	0.419	0.421	0.428	
		Stride efficiency (%)	55.10	86.22	73.93	71.43	76.51	89.36	82.65	84.65	76.31	
		Stride count	33.68	26.92	29.08	29.58	28.58	26.45	27.50	27.17	228.96	

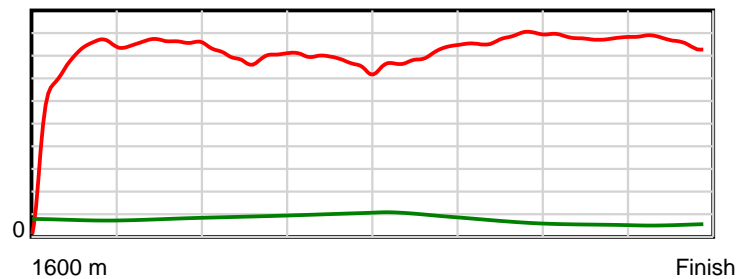
10 m Stride length



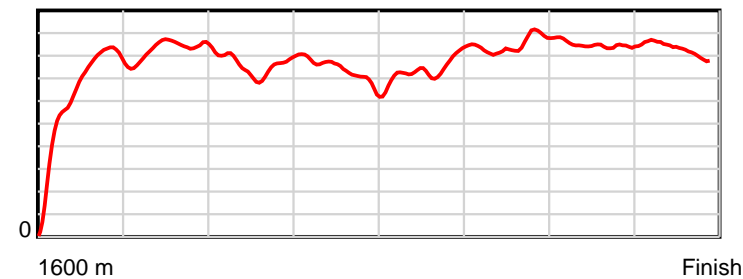
0.6 s Stride duration



20 m/sec Speed



100 % Stride efficiency



Note: Horizontal distance axis grid lines are 200m furlongs.

Disclaimer.

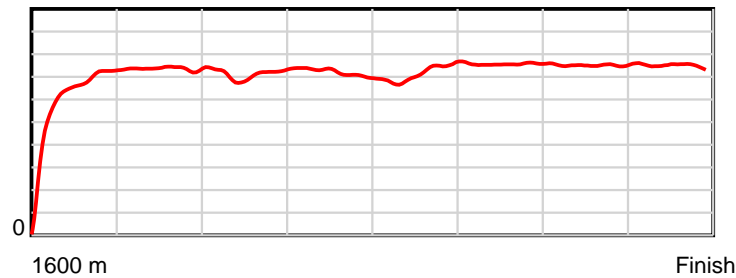
Tasracing Pty Ltd and Thoroughbred Ratings Pty Ltd accepts no responsibility for the completeness or accuracy of any of the information contained herein, and makes no representations about its suitability for any particular purpose. Users should make their own judgements about those matters and/or seek independent advice. You assume all risks associated with use of the data provided on this page.

Race Results

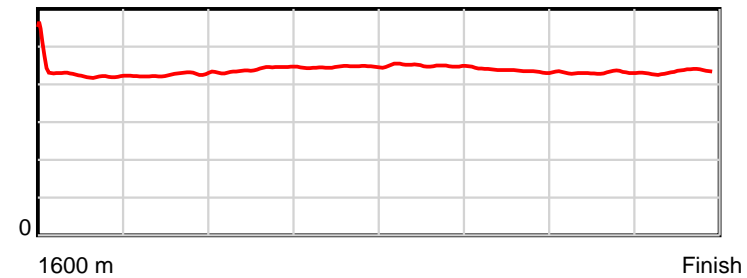
October 08, 2014, Race 9, BM62, Distance 1600m, Mowbray - Offset 0m

Result	TAB no.	Horse (Barrier)	1600 to	1400m to	1200m to	1000m to	800m to	600m to	400m to	200m to	Total or	Margin
2nd	5	Finalaregee (1)	1400m	1200m	1000m	800m	600m	400m	200m	WP	Average	
		Position in running (margin)	-	2(2.1)	2(2.1)	2(1.5)	2(0.5)	2(0.2)	2(0.1)	1(0.0)		1.50
		Sectional time (s)	14.73	11.41	12.45	12.66	12.53	11.35	11.64	11.56		
		Cumulative time (s)	98.33	83.60	72.18	59.74	47.07	34.54	23.19	11.56	1:38.33	
		Speed (m/s)	13.58	17.53	16.06	15.80	15.96	17.62	17.18	17.30	16.27	
		Stride length (m)	6.11	7.45	7.06	7.04	7.19	7.69	7.41	7.51	7.15	
		Stride duration (s)	0.436	0.425	0.439	0.446	0.450	0.437	0.431	0.434	0.439	
		Stride efficiency (%)	58.32	86.76	77.79	77.40	80.72	92.53	85.91	88.06	79.88	
		Stride count	32.74	26.84	28.35	28.42	27.83	25.99	26.97	26.64	223.78	

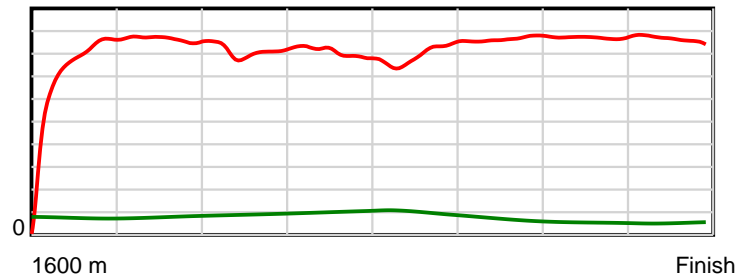
10 m Stride length



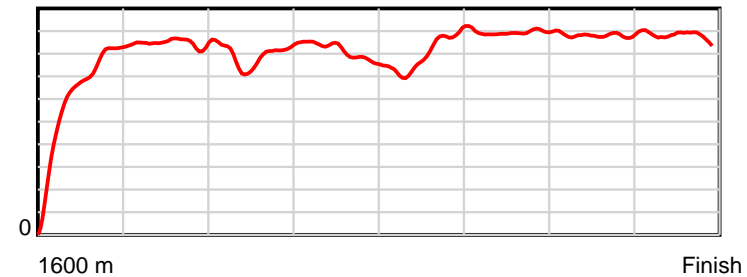
0.6 s Stride duration



20 m/sec Speed



100 % Stride efficiency



Note: Horizontal distance axis grid lines are 200m furlongs.

Disclaimer.

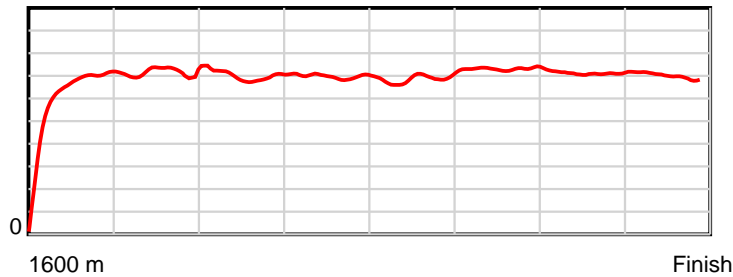
Tasracing Pty Ltd and Thoroughbred Ratings Pty Ltd accepts no responsibility for the completeness or accuracy of any of the information contained herein, and makes no representations about its suitability for any particular purpose. Users should make their own judgements about those matters and/or seek independent advice. You assume all risks associated with use of the data provided on this page.

Race Results

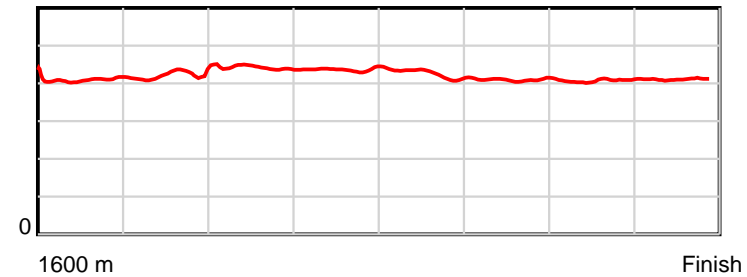
October 08, 2014, Race 9, BM62, Distance 1600m, Mowbray - Offset 0m

Result	TAB no.	Horse (Barrier)	1600 to	1400m to	1200m to	1000m to	800m to	600m to	400m to	200m to	Total or	Margin
3rd	10	Braver (2)	1400m	1200m	1000m	800m	600m	400m	200m	WP	Average	
		Position in running (margin)	-	4(3.8)	4(4.5)	4(4.8)	3(4.2)	4(3.1)	3(0.9)	4(1.0)		2.80
		Sectional time (s)	15.04	11.55	12.59	12.72	12.41	11.01	11.65	11.59		
		Cumulative time (s)	98.57	83.53	71.98	59.39	46.67	34.26	23.24	11.59	1:38.56	
		Speed (m/s)	13.30	17.32	15.89	15.72	16.12	18.17	17.17	17.26	16.23	
		Stride length (m)	5.60	7.09	7.05	6.86	6.89	7.45	6.98	7.09	6.83	
		Stride duration (s)	0.408	0.409	0.444	0.436	0.427	0.410	0.407	0.411	0.421	
		Stride efficiency (%)	48.95	78.49	77.69	73.47	74.17	86.65	76.20	78.65	72.93	
		Stride count	35.73	28.22	28.37	29.17	29.03	26.86	28.64	28.19	234.21	

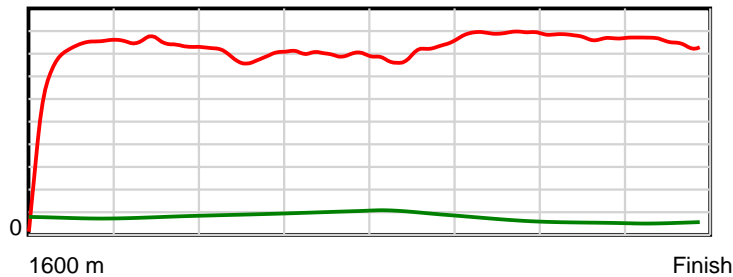
10 m Stride length



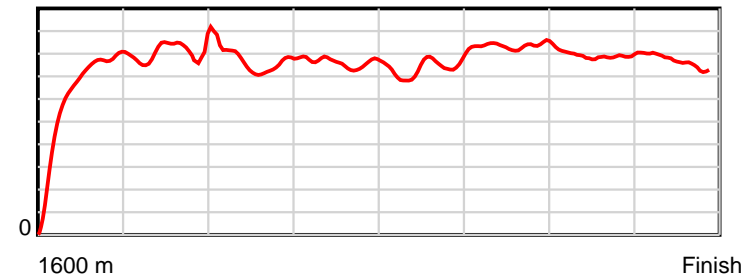
0.6 s Stride duration



20 m/sec Speed



100 % Stride efficiency



Note: Horizontal distance axis grid lines are 200m furlongs.

Disclaimer.

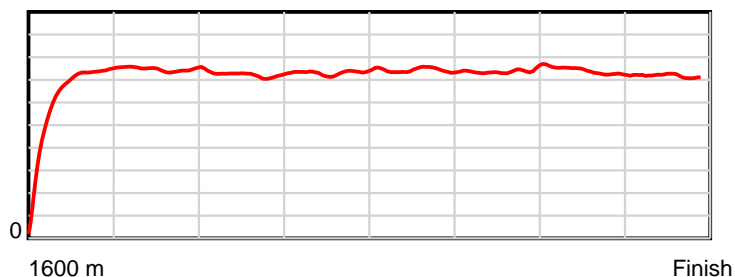
Tasracing Pty Ltd and Thoroughbred Ratings Pty Ltd accepts no responsibility for the completeness or accuracy of any of the information contained herein, and makes no representations about its suitability for any particular purpose. Users should make their own judgements about those matters and/or seek independent advice. You assume all risks associated with use of the data provided on this page.

Race Results

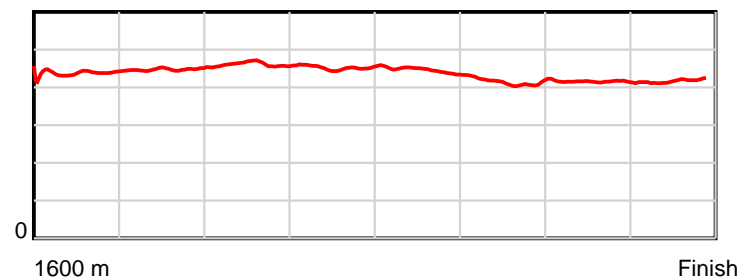
October 08, 2014, Race 9, BM62, Distance 1600m, Mowbray - Offset 0m

Result	TAB no.	Horse (Barrier)	1600 to	1400m to	1200m to	1000m to	800m to	600m to	400m to	200m to	Total or	Margin
4th	1	Lingo (7)	1400m	1200m	1000m	800m	600m	400m	200m	WP	Average	
		Position in running (margin)	-	6(5.0)	6(6.0)	6(7.5)	6(5.6)	8(5.4)	8(3.2)	5(1.9)		3.10
		Sectional time (s)	15.10	11.60	12.79	12.51	12.56	10.99	11.43	11.64		
		Cumulative time (s)	98.62	83.52	71.93	59.13	46.63	34.06	23.07	11.64	1:38.62	
		Speed (m/s)	13.24	17.24	15.64	15.99	15.92	18.20	17.50	17.18	16.22	
		Stride length (m)	5.83	7.70	7.19	7.21	7.13	7.55	7.29	7.15	7.09	
		Stride duration (s)	0.433	0.447	0.460	0.451	0.448	0.415	0.417	0.416	0.437	
		Stride efficiency (%)	53.13	92.70	80.74	81.32	79.35	89.01	83.10	79.89	78.47	
		Stride count	34.30	25.97	27.82	27.73	28.07	26.50	27.43	27.97	225.79	

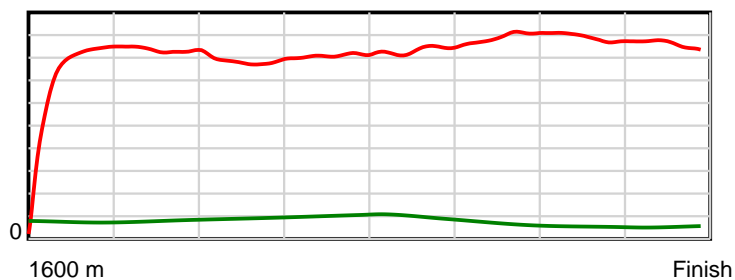
10 m Stride length



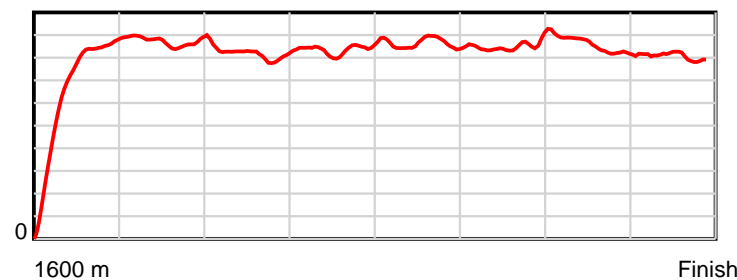
0.6 s Stride duration



20 m/sec Speed



100 % Stride efficiency



Note: Horizontal distance axis grid lines are 200m furlongs.

Disclaimer.

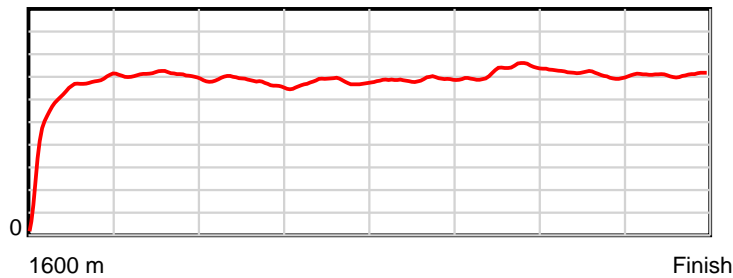
Tasracing Pty Ltd and Thoroughbred Ratings Pty Ltd accepts no responsibility for the completeness or accuracy of any of the information contained herein, and makes no representations about its suitability for any particular purpose. Users should make their own judgements about those matters and/or seek independent advice. You assume all risks associated with use of the data provided on this page.

Race Results

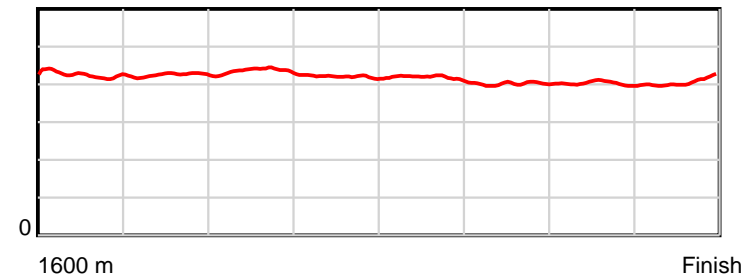
October 08, 2014, Race 9, BM62, Distance 1600m, Mowbray - Offset 0m

Result	TAB no.	Horse (Barrier)	1600 to	1400m to	1200m to	1000m to	800m to	600m to	400m to	200m to	Total or	Margin
5th	4	Downwind (9)	1400m	1200m	1000m	800m	600m	400m	200m	WP	Average	
		Position in running (margin)	-	5(5.0)	9(7.2)	10(10.5)	10(9.1)	10(7.8)	9(4.0)	8(2.9)		4.10
		Sectional time (s)	15.31	11.80	13.09	12.60	12.36	10.73	11.46	11.45		
		Cumulative time (s)	98.81	83.50	71.71	58.61	46.01	33.65	22.92	11.45	1:38.81	
		Speed (m/s)	13.06	16.95	15.28	15.87	16.18	18.64	17.45	17.47	16.19	
		Stride length (m)	5.72	7.20	6.65	6.68	6.76	7.47	7.02	7.10	6.79	
		Stride duration (s)	0.425	0.425	0.435	0.421	0.418	0.401	0.402	0.407	0.419	
		Stride efficiency (%)	51.21	80.98	69.09	69.69	71.49	87.28	77.06	78.88	72.00	
		Stride count	34.94	27.78	30.08	29.95	29.57	26.76	28.48	28.15	235.71	

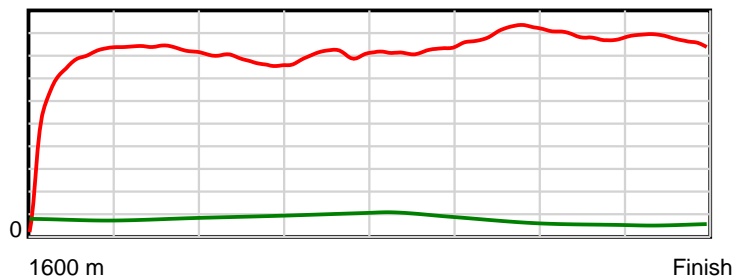
10 m Stride length



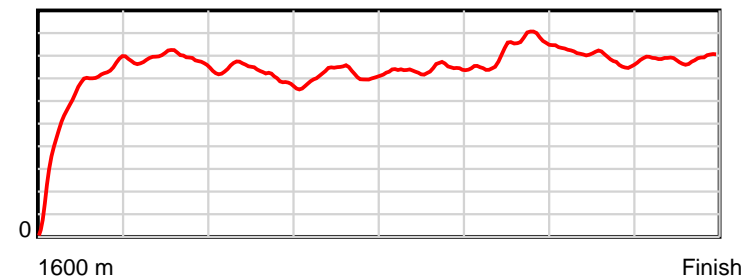
0.6 s Stride duration



20 m/sec Speed



100 % Stride efficiency



Note: Horizontal distance axis grid lines are 200m furlongs.

Disclaimer.

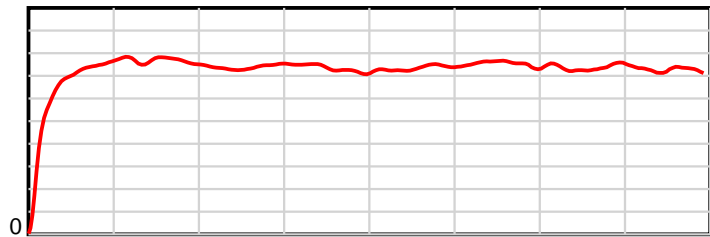
Tasracing Pty Ltd and Thoroughbred Ratings Pty Ltd accepts no responsibility for the completeness or accuracy of any of the information contained herein, and makes no representations about its suitability for any particular purpose. Users should make their own judgements about those matters and/or seek independent advice. You assume all risks associated with use of the data provided on this page.

Race Results

October 08, 2014, Race 9, BM62, Distance 1600m, Mowbray - Offset 0m

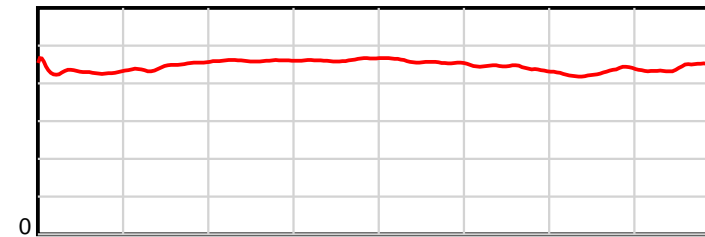
Result	TAB no.	Horse (Barrier)	1600 to	1400m to	1200m to	1000m to	800m to	600m to	400m to	200m to	Total or	Margin
6th	8	Gee Gees Snowh... (10)	1400m	1200m	1000m	800m	600m	400m	200m	WP	Average	
		Position in running (margin)	-	1(0.0)	1(0.0)	1(0.0)	1(0.0)	1(0.0)	1(0.0)	2(0.5)		5.10
		Sectional time (s)	14.44	11.43	12.54	12.83	12.59	11.37	11.72	12.08		
		Cumulative time (s)	99.00	84.56	73.13	60.59	47.76	35.17	23.80	12.08	1:39.00	
		Speed (m/s)	13.85	17.50	15.95	15.59	15.89	17.59	17.06	16.56	16.16	
		Stride length (m)	6.17	7.80	7.34	7.20	7.27	7.77	7.32	7.33	7.24	
		Stride duration (s)	0.434	0.446	0.460	0.462	0.458	0.442	0.429	0.442	0.448	
		Stride efficiency (%)	59.48	95.05	84.24	81.08	82.56	94.35	83.66	83.87	81.94	
		Stride count	32.42	25.64	27.24	27.77	27.51	25.74	27.33	27.30	220.95	

10 m Stride length



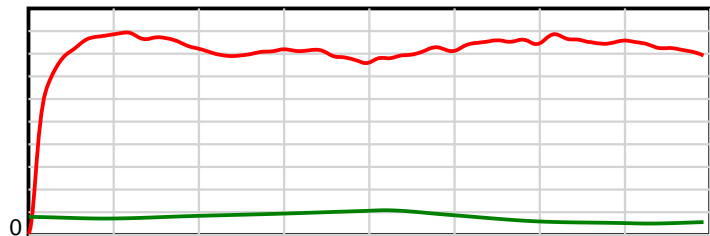
1600 m Finish

0.6 s Stride duration



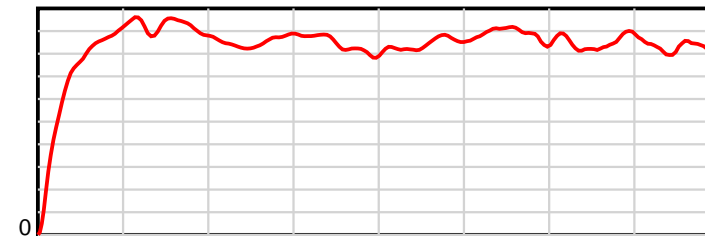
1600 m Finish

20 m/sec Speed



1600 m Finish

100 % Stride efficiency



1600 m Finish

Note: Horizontal distance axis grid lines are 200m furlongs.

Disclaimer.

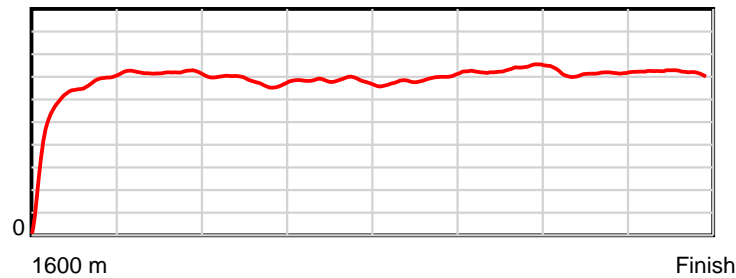
Tasracing Pty Ltd and Thoroughbred Ratings Pty Ltd accepts no responsibility for the completeness or accuracy of any of the information contained herein, and makes no representations about its suitability for any particular purpose. Users should make their own judgements about those matters and/or seek independent advice. You assume all risks associated with use of the data provided on this page.

Race Results

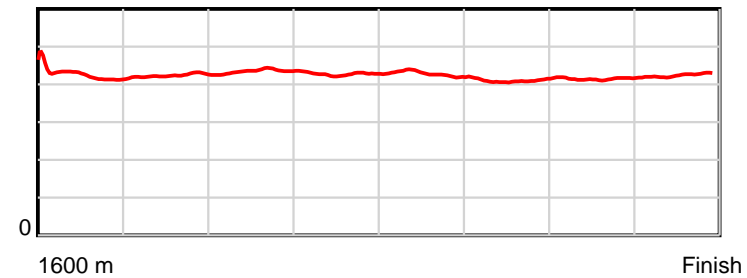
October 08, 2014, Race 9, BM62, Distance 1600m, Mowbray - Offset 0m

Result	TAB no.	Horse (Barrier)	1600 to	1400m to	1200m to	1000m to	800m to	600m to	400m to	200m to	Total or	Margin
7th	2	Topiary (8)	1400m	1200m	1000m	800m	600m	400m	200m	WP	Average	
		Position in running (margin)	-	8(5.9)	8(7.1)	8(9.3)	8(7.9)	7(5.4)	5(2.2)	6(2.8)		5.30
		Sectional time (s)	15.27	11.62	12.90	12.61	12.16	10.84	11.74	11.89		
		Cumulative time (s)	99.03	83.76	72.14	59.24	46.63	34.47	23.63	11.89	1:39.03	
		Speed (m/s)	13.09	17.21	15.50	15.86	16.45	18.45	17.04	16.82	16.16	
		Stride length (m)	5.65	7.28	6.73	6.79	7.04	7.57	7.05	7.13	6.86	
		Stride duration (s)	0.425	0.423	0.434	0.428	0.428	0.410	0.414	0.424	0.425	
		Stride efficiency (%)	49.85	82.93	70.88	71.97	77.36	89.49	77.75	79.39	73.50	
		Stride count	35.41	27.45	29.70	29.47	28.42	26.43	28.35	28.06	233.29	

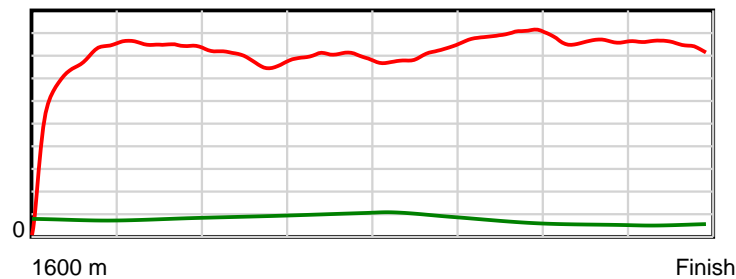
10 m Stride length



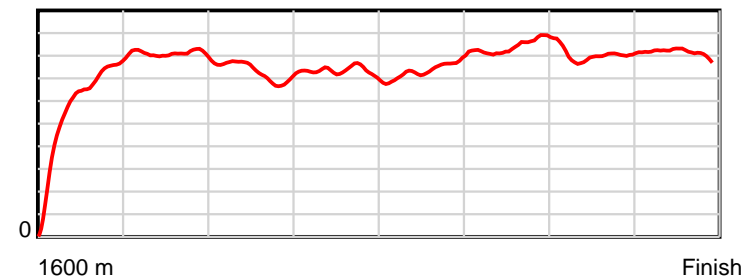
0.6 s Stride duration



20 m/sec Speed



100 % Stride efficiency



Note: Horizontal distance axis grid lines are 200m furlongs.

Disclaimer.

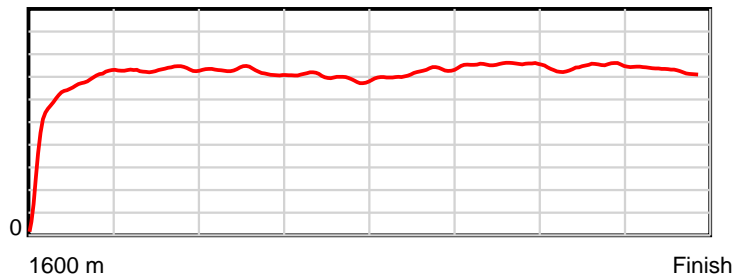
Tasracing Pty Ltd and Thoroughbred Ratings Pty Ltd accepts no responsibility for the completeness or accuracy of any of the information contained herein, and makes no representations about its suitability for any particular purpose. Users should make their own judgements about those matters and/or seek independent advice. You assume all risks associated with use of the data provided on this page.

Race Results

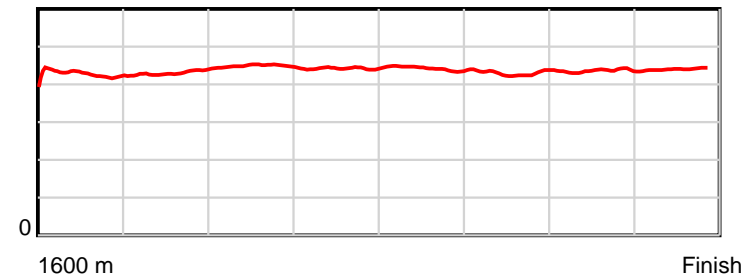
October 08, 2014, Race 9, BM62, Distance 1600m, Mowbray - Offset 0m

Result	TAB no.	Horse (Barrier)	1600 to	1400m to	1200m to	1000m to	800m to	600m to	400m to	200m to	Total or	Margin
8th	7	All I Got (6)	1400m	1200m	1000m	800m	600m	400m	200m	WP	Average	
		Position in running (margin)	-	10(6.6)	5(6.0)	5(6.0)	5(5.5)	5(3.4)	6(2.7)	7(2.9)		5.50
		Sectional time (s)	15.41	11.33	12.54	12.75	12.24	11.26	11.67	11.88		
		Cumulative time (s)	99.07	83.66	72.33	59.79	47.04	34.80	23.55	11.88	1:39.06	
		Speed (m/s)	12.98	17.65	15.95	15.69	16.34	17.76	17.14	16.84	16.15	
		Stride length (m)	5.56	7.57	7.16	6.93	7.23	7.65	7.47	7.41	7.06	
		Stride duration (s)	0.420	0.429	0.449	0.442	0.442	0.431	0.436	0.440	0.437	
		Stride efficiency (%)	48.29	89.65	80.18	74.99	81.60	91.42	87.09	85.85	77.78	
		Stride count	35.98	26.41	27.92	28.87	27.68	26.15	26.79	26.98	226.78	

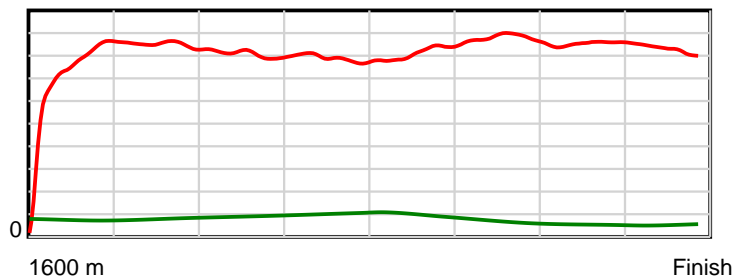
10 m Stride length



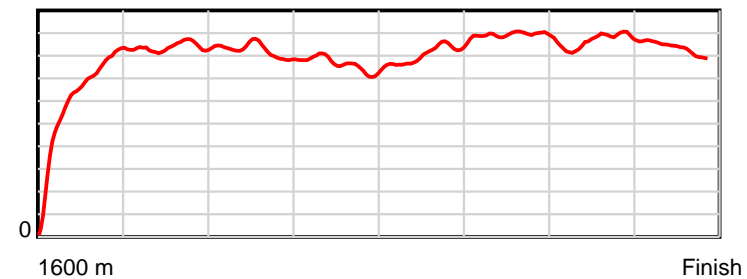
0.6 s Stride duration



20 m/sec Speed



100 % Stride efficiency



Note: Horizontal distance axis grid lines are 200m furlongs.

Disclaimer.

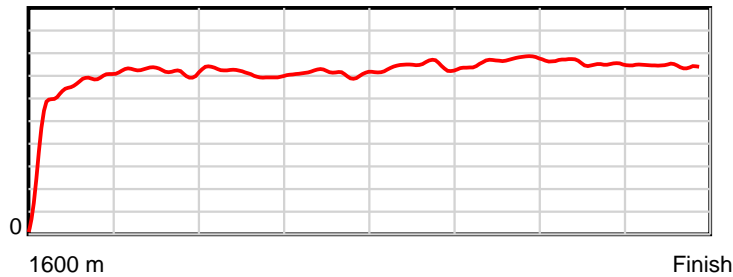
Tasracing Pty Ltd and Thoroughbred Ratings Pty Ltd accepts no responsibility for the completeness or accuracy of any of the information contained herein, and makes no representations about its suitability for any particular purpose. Users should make their own judgements about those matters and/or seek independent advice. You assume all risks associated with use of the data provided on this page.

Race Results

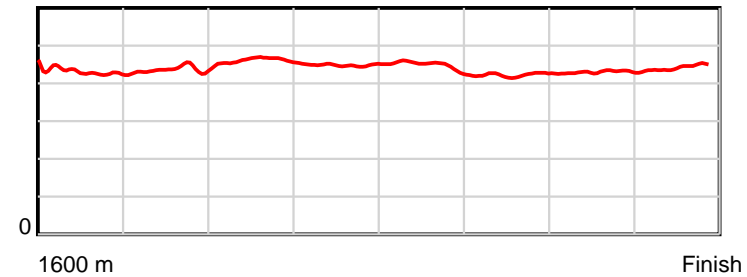
October 08, 2014, Race 9, BM62, Distance 1600m, Mowbray - Offset 0m

Result	TAB no.	Horse (Barrier)	1600 to	1400m to	1200m to	1000m to	800m to	600m to	400m to	200m to	Total or	Margin
9th	11	Cielo Duro (5)	1400m	1200m	1000m	800m	600m	400m	200m	WP	Average	
		Position in running (margin)	-	7(5.0)	7(7.0)	9(9.8)	9(9.0)	9(5.5)	7(3.2)	9(3.1)		5.60
		Sectional time (s)	15.16	11.75	13.00	12.70	12.01	10.98	11.64	11.85		
		Cumulative time (s)	99.09	83.93	72.18	59.17	46.47	34.47	23.48	11.85	1:39.09	
		Speed (m/s)	13.19	17.02	15.38	15.75	16.65	18.21	17.18	16.88	16.15	
		Stride length (m)	5.84	7.39	7.08	7.06	7.50	7.68	7.38	7.46	7.13	
		Stride duration (s)	0.436	0.434	0.461	0.448	0.451	0.422	0.429	0.442	0.441	
		Stride efficiency (%)	53.31	85.41	78.41	77.86	87.99	92.20	85.14	86.90	79.40	
		Stride count	34.24	27.05	28.23	28.33	26.65	26.04	27.10	26.82	224.46	

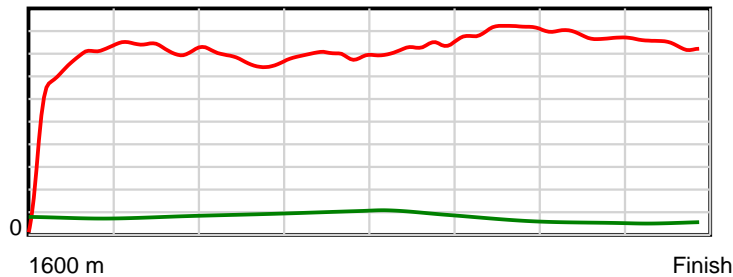
10 m Stride length



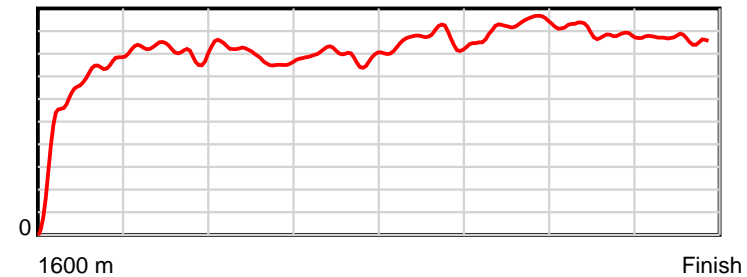
0.6 s Stride duration



20 m/sec Speed



100 % Stride efficiency



Note: Horizontal distance axis grid lines are 200m furlongs.

Disclaimer.

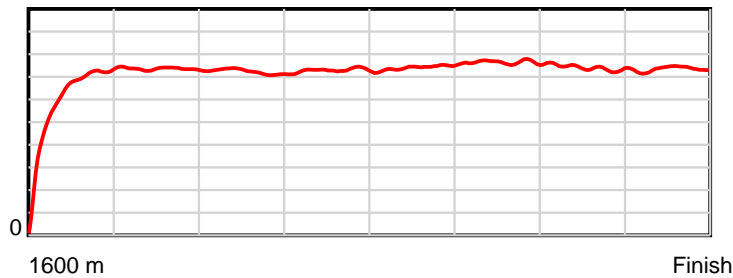
Tasracing Pty Ltd and Thoroughbred Ratings Pty Ltd accepts no responsibility for the completeness or accuracy of any of the information contained herein, and makes no representations about its suitability for any particular purpose. Users should make their own judgements about those matters and/or seek independent advice. You assume all risks associated with use of the data provided on this page.

Race Results

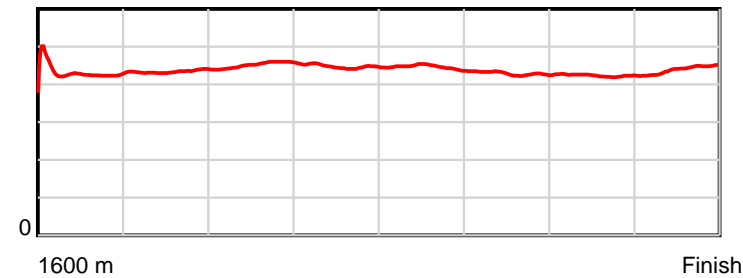
October 08, 2014, Race 9, BM62, Distance 1600m, Mowbray - Offset 0m

Result	TAB no.	Horse (Barrier)	1600 to	1400m to	1200m to	1000m to	800m to	600m to	400m to	200m to	Total or	Margin
10th	3	Digger's Dame (3)	1400m	1200m	1000m	800m	600m	400m	200m	WP	Average	
		Position in running (margin)	-	9(6.2)	10(8.4)	7(8.5)	7(6.5)	6(4.9)	10(4.8)	10(4.0)		7.40
		Sectional time (s)	15.31	11.79	12.56	12.49	12.33	11.34	11.52	12.08		
		Cumulative time (s)	99.43	84.12	72.33	59.77	47.27	34.94	23.60	12.08	1:39.43	
		Speed (m/s)	13.06	16.96	15.92	16.01	16.22	17.64	17.36	16.56	16.09	
		Stride length (m)	5.76	7.36	7.20	7.15	7.22	7.56	7.35	7.30	7.07	
		Stride duration (s)	0.440	0.434	0.452	0.447	0.445	0.429	0.423	0.441	0.439	
		Stride efficiency (%)	51.85	84.62	81.01	79.99	81.52	89.29	84.31	83.31	78.05	
		Stride count	34.72	27.18	27.78	27.95	27.69	26.46	27.23	27.39	226.40	

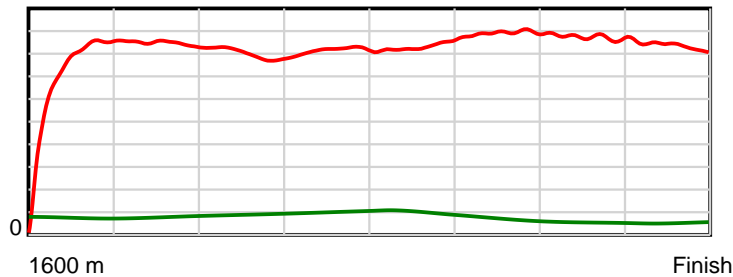
10 m Stride length



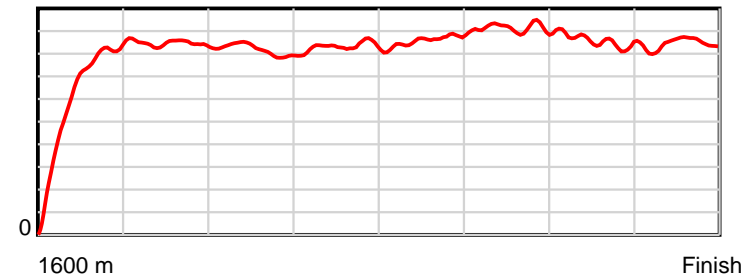
0.6 s Stride duration



20 m/sec Speed



100 % Stride efficiency



Note: Horizontal distance axis grid lines are 200m furlongs.

Disclaimer.

Tasracing Pty Ltd and Thoroughbred Ratings Pty Ltd accepts no responsibility for the completeness or accuracy of any of the information contained herein, and makes no representations about its suitability for any particular purpose. Users should make their own judgements about those matters and/or seek independent advice. You assume all risks associated with use of the data provided on this page.