



## Race Results

Tasmanian Turf Club, Launceston, October 15, 2014

Compilation date: October 16, 2014, 4:03:54 PM (EST)

Copyright © 2014 Tasracing Pty Ltd. All rights reserved.

### Trademarks.

StrideMASTER is a registered trademark of Thoroughbred Ratings Pty Ltd.

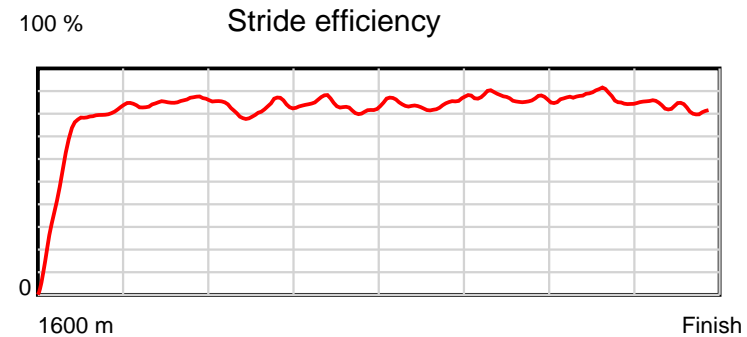
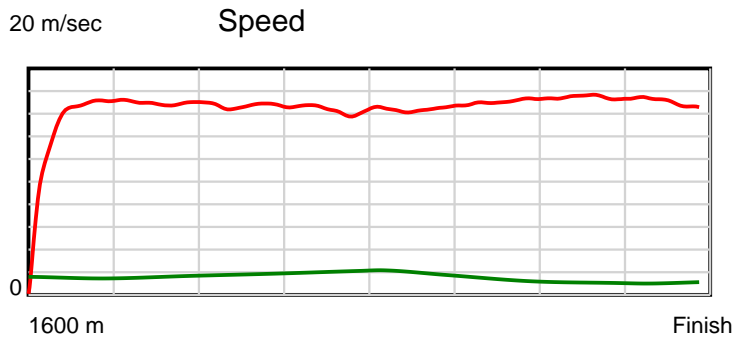
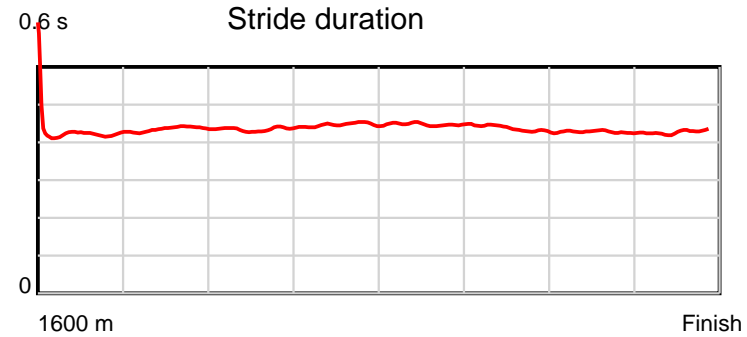
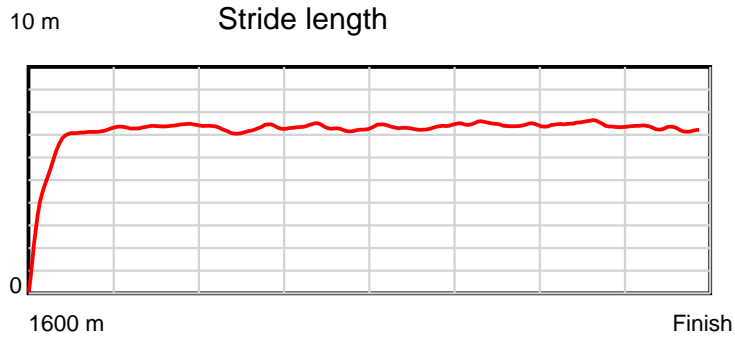
### Disclaimer.

Tasracing Pty Ltd and Thoroughbred Ratings Pty Ltd accepts no responsibility for the completeness or accuracy of any of the information contained herein, and makes no representations about its suitability for any particular purpose. Users should make their own judgements about those matters and/or seek independent advice. You assume all risks associated with use of the data provided on this page.

# Race Results

October 15, 2014, Race 1, MDN/CL1-SW, Distance 1600m, Mowbray - Offset 3m

Result	TAB no.	Horse (Barrier)	1600 to	1400m to	1200m to	1000m to	800m to	600m to	400m to	200m to	Total or	Margin
1st	6	<b>Cherry Dancer (9)</b>	<b>1400m</b>	<b>1200m</b>	<b>1000m</b>	<b>800m</b>	<b>600m</b>	<b>400m</b>	<b>200m</b>	<b>WP</b>	<b>Average</b>	
		Position in running (margin)	-	5(1.8)	6(3.6)	7(3.6)	8(3.8)	8(3.3)	8(4.1)	5(2.1)		0.00
		Sectional time (s)	14.59	11.54	11.98	12.31	12.10	11.49	11.40	11.75		
		Cumulative time (s)	97.16	82.57	71.03	59.05	46.74	34.64	23.15	11.75	1:37.15	
		Speed (m/s)	13.71	17.33	16.69	16.25	16.53	17.41	17.54	17.02	16.47	
		Stride length (m)	6.06	7.53	7.25	7.25	7.39	7.64	7.48	7.31	7.21	
		Stride duration (s)	0.442	0.435	0.434	0.446	0.447	0.439	0.427	0.429	0.438	
		Stride efficiency (%)	57.43	88.70	82.15	82.24	85.39	91.12	87.49	83.51	81.15	
		Stride count	32.99	26.55	27.58	27.57	27.06	26.19	26.73	27.36	222.03	



Note: Horizontal distance axis grid lines are 200m furlongs.

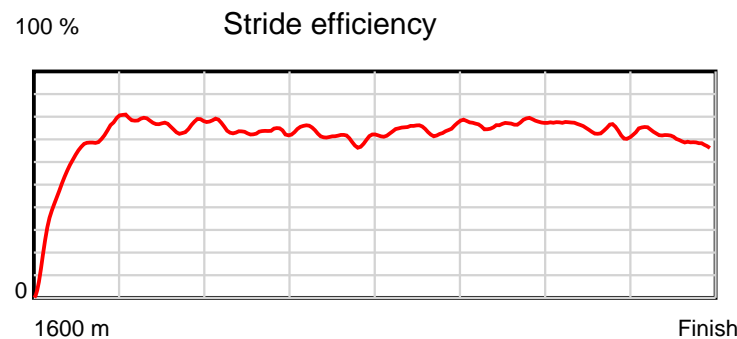
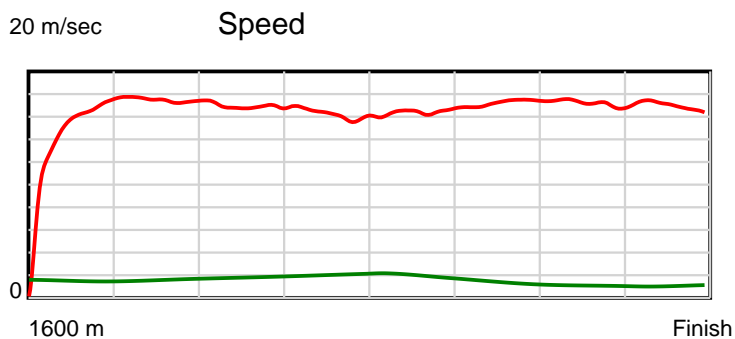
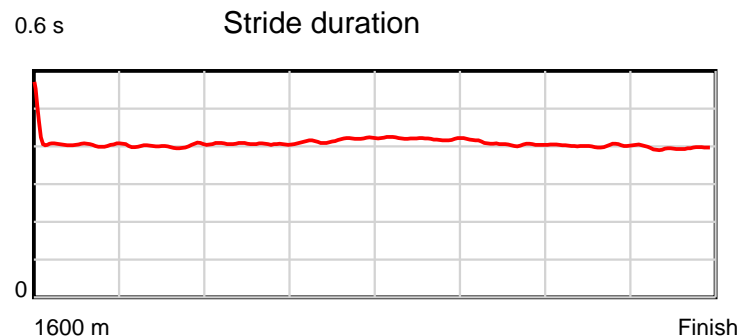
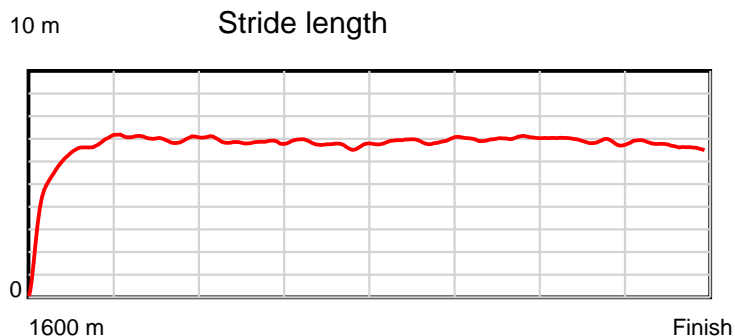
## Disclaimer.

Tasracing Pty Ltd and Thoroughbred Ratings Pty Ltd accepts no responsibility for the completeness or accuracy of any of the information contained herein, and makes no representations about its suitability for any particular purpose. Users should make their own judgements about those matters and/or seek independent advice. You assume all risks associated with use of the data provided on this page.

# Race Results

October 15, 2014, Race 1, MDN/CL1-SW, Distance 1600m, Mowbray - Offset 3m

Result	TAB no.	Horse (Barrier)	1600 to	1400m to	1200m to	1000m to	800m to	600m to	400m to	200m to	Total or	Margin
2nd	1	Artie Luvstopa... (6)	1400m	1200m	1000m	800m	600m	400m	200m	WP	Average	
		Position in running (margin)	-	8(3.9)	8(4.0)	6(3.5)	7(3.7)	7(3.1)	5(3.0)	2(1.3)		0.00
		Sectional time (s)	14.95	11.25	11.91	12.28	12.10	11.33	11.47	11.87		
		Cumulative time (s)	97.16	82.21	70.97	59.06	46.77	34.67	23.34	11.87	1:37.15	
		Speed (m/s)	13.38	17.78	16.79	16.29	16.53	17.65	17.44	16.85	16.47	
		Stride length (m)	5.59	7.11	6.83	6.78	6.96	7.18	7.01	6.66	6.73	
		Stride duration (s)	0.417	0.400	0.407	0.417	0.421	0.407	0.402	0.396	0.408	
		Stride efficiency (%)	48.79	79.06	72.89	71.87	75.64	80.51	76.71	69.40	70.71	
		Stride count	35.79	28.12	29.28	29.49	28.75	27.86	28.55	30.01	237.85	



Note: Horizontal distance axis grid lines are 200m furlongs.

**Disclaimer.**

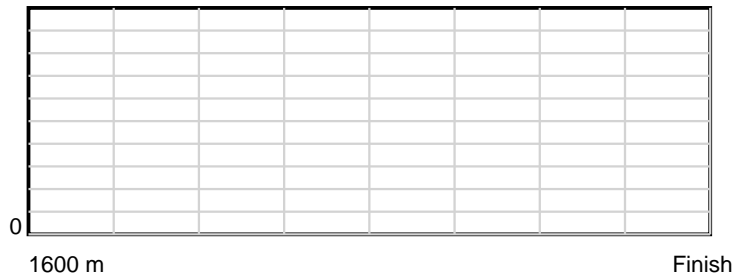
Tasracing Pty Ltd and Thoroughbred Ratings Pty Ltd accepts no responsibility for the completeness or accuracy of any of the information contained herein, and makes no representations about its suitability for any particular purpose. Users should make their own judgements about those matters and/or seek independent advice. You assume all risks associated with use of the data provided on this page.

# Race Results


October 15, 2014, Race 1, MDN/CL1-SW, Distance 1600m, Mowbray - Offset 3m

Result	TAB no.	Horse (Barrier)	1600 to	1400m to	1200m to	1000m to	800m to	600m to	400m to	200m to	Total or	Margin
3rd	8	<b>Lacey Azz (10)</b>										
		Position in running (margin)										
		Sectional time (s)										
		Cumulative time (s)										
		Speed (m/s)										
		Stride length (m)										
		Stride duration (s)										
		Stride efficiency (%)										
		Stride count										

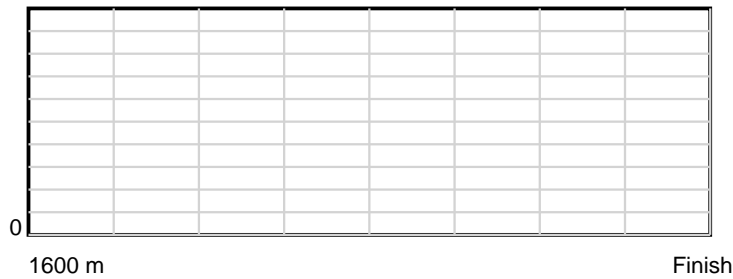
10 m Stride length



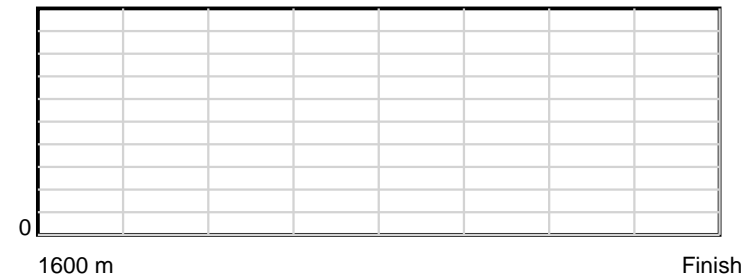
0.6 s Stride duration



20 m/sec Speed



100 % Stride efficiency



Note: Horizontal distance axis grid lines are 200m furlongs.

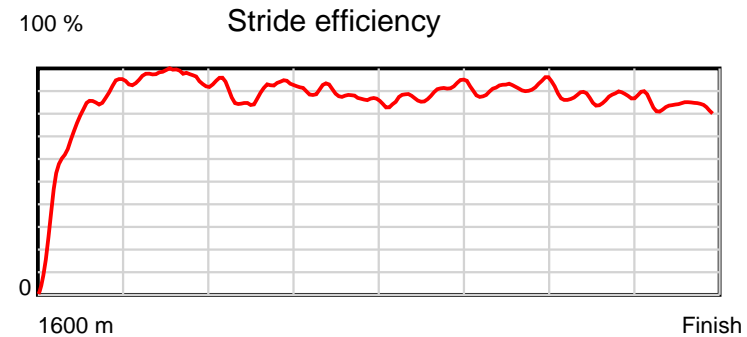
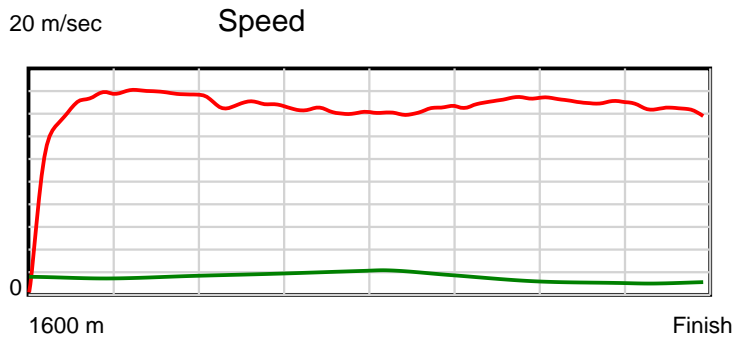
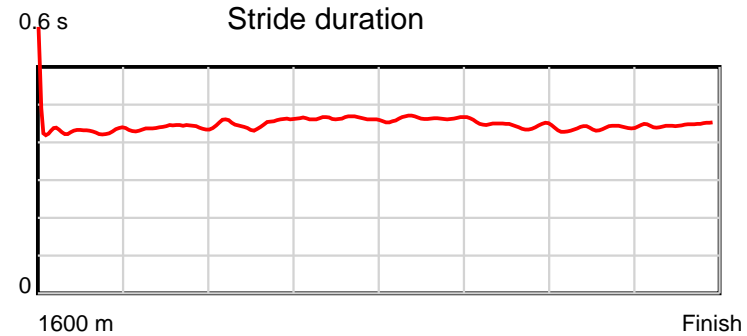
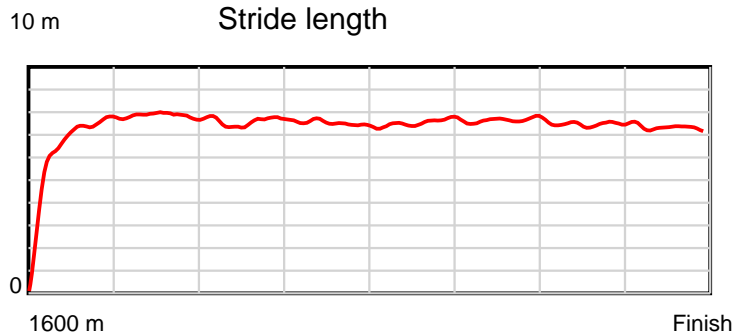
**Disclaimer.**

Tasracing Pty Ltd and Thoroughbred Ratings Pty Ltd accepts no responsibility for the completeness or accuracy of any of the information contained herein, and makes no representations about its suitability for any particular purpose. Users should make their own judgements about those matters and/or seek independent advice. You assume all risks associated with use of the data provided on this page.

# Race Results

October 15, 2014, Race 1, MDN/CL1-SW, Distance 1600m, Mowbray - Offset 3m

Result	TAB no.	Horse (Barrier)	1600 to	1400m to	1200m to	1000m to	800m to	600m to	400m to	200m to	Total or	Margin
4th	5	Geegees Classi... (4)	1400m	1200m	1000m	800m	600m	400m	200m	WP	Average	
		Position in running (margin)	-	6(1.8)	3(1.3)	5(1.6)	5(2.3)	5(2.4)	4(2.3)	3(1.6)		0.00
		Sectional time (s)	14.19	11.16	12.04	12.37	12.21	11.35	11.61	12.23		
		Cumulative time (s)	97.16	82.97	71.81	59.77	47.40	35.19	23.84	12.23	1:37.15	
		Speed (m/s)	14.09	17.92	16.61	16.17	16.38	17.62	17.23	16.35	16.47	
		Stride length (m)	6.22	7.84	7.50	7.50	7.58	7.86	7.51	7.32	7.38	
		Stride duration (s)	0.448	0.438	0.451	0.464	0.463	0.446	0.436	0.448	0.448	
		Stride efficiency (%)	60.40	96.14	87.82	87.88	89.75	96.52	88.20	83.74	85.11	
		Stride count	32.17	25.50	26.68	26.67	26.39	25.45	26.62	27.32	216.80	



Note: Horizontal distance axis grid lines are 200m furlongs.

#### Disclaimer.

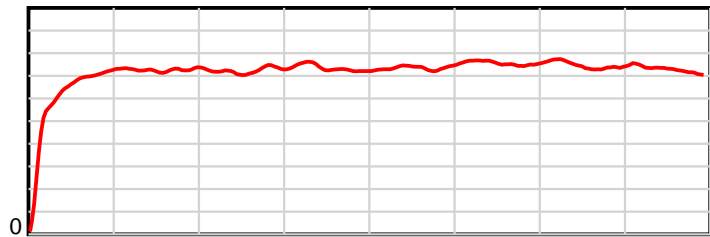
Tasracing Pty Ltd and Thoroughbred Ratings Pty Ltd accepts no responsibility for the completeness or accuracy of any of the information contained herein, and makes no representations about its suitability for any particular purpose. Users should make their own judgements about those matters and/or seek independent advice. You assume all risks associated with use of the data provided on this page.

# Race Results

October 15, 2014, Race 1, MDN/CL1-SW, Distance 1600m, Mowbray - Offset 3m

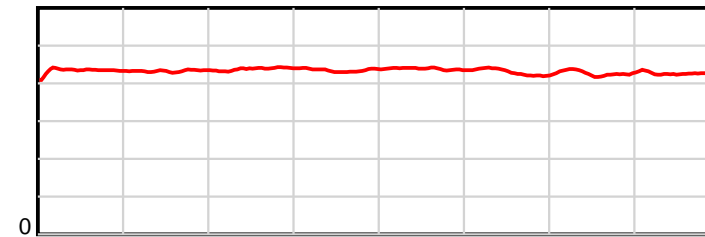
Result	TAB no.	Horse (Barrier)	1600 to	1400m to	1200m to	1000m to	800m to	600m to	400m to	200m to	Total or	Margin
5th	2	Geegees Drumme... (11)	1400m	1200m	1000m	800m	600m	400m	200m	WP	Average	
		Position in running (margin)	-	12(6.9)	12(9.7)	12(10.2)	12(7.2)	10(4.6)	7(3.8)	7(2.4)		0.00
		Sectional time (s)	15.28	11.72	12.07	11.77	11.75	11.23	11.51	11.83		
		Cumulative time (s)	97.16	81.88	70.16	58.09	46.33	34.58	23.34	11.83	1:37.15	
		Speed (m/s)	13.09	17.06	16.57	16.99	17.02	17.81	17.38	16.91	16.47	
		Stride length (m)	5.59	7.38	7.25	7.39	7.47	7.65	7.39	7.23	7.11	
		Stride duration (s)	0.431	0.432	0.438	0.435	0.439	0.430	0.426	0.428	0.432	
		Stride efficiency (%)	48.82	85.08	82.24	85.34	87.23	91.47	85.41	81.76	78.93	
		Stride count	35.78	27.11	27.57	27.06	26.77	26.14	27.05	27.65	225.13	

10 m Stride length



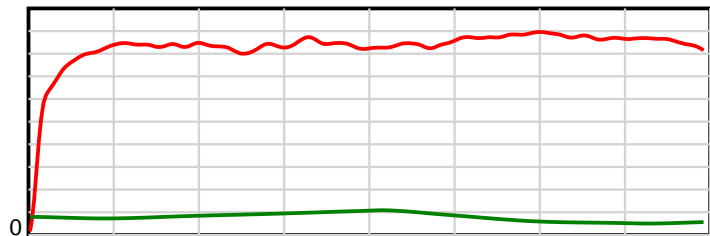
1600 m Finish

0.6 s Stride duration



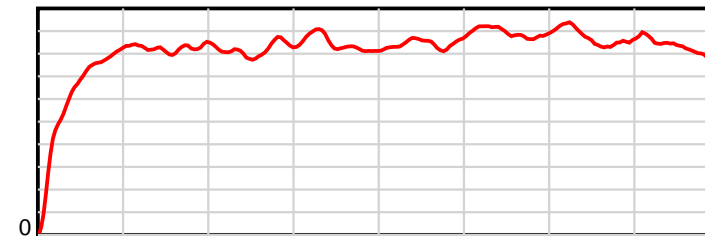
1600 m Finish

20 m/sec Speed



1600 m Finish

100 % Stride efficiency



1600 m Finish

Note: Horizontal distance axis grid lines are 200m furlongs.

## Disclaimer.

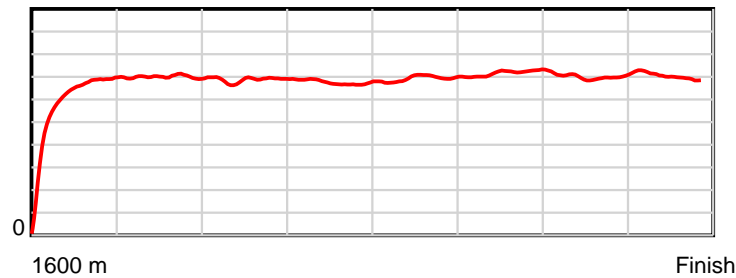
Tasracing Pty Ltd and Thoroughbred Ratings Pty Ltd accepts no responsibility for the completeness or accuracy of any of the information contained herein, and makes no representations about its suitability for any particular purpose. Users should make their own judgements about those matters and/or seek independent advice. You assume all risks associated with use of the data provided on this page.

# Race Results

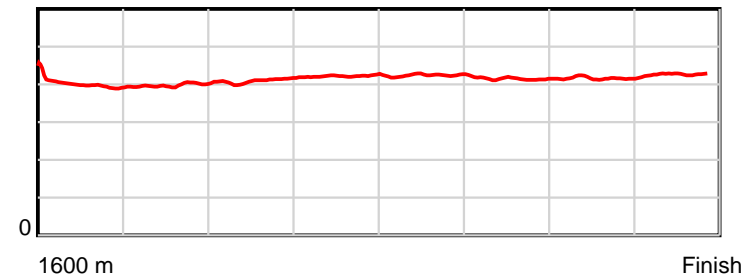
October 15, 2014, Race 1, MDN/CL1-SW, Distance 1600m, Mowbray - Offset 3m

Result	TAB no.	Horse (Barrier)	1600 to	1400m to	1200m to	1000m to	800m to	600m to	400m to	200m to	Total or	Margin
6th	12	<b>Summer Downs (3)</b>	<b>1400m</b>	<b>1200m</b>	<b>1000m</b>	<b>800m</b>	<b>600m</b>	<b>400m</b>	<b>200m</b>	<b>WP</b>	<b>Average</b>	
		Position in running (margin)	-	4(1.7)	4(1.5)	2(0.4)	4(1.8)	4(1.5)	3(1.8)	6(2.4)		0.00
		Sectional time (s)	14.31	11.19	11.82	12.49	12.13	11.40	11.85	11.95		
		Cumulative time (s)	97.16	82.85	71.66	59.84	47.34	35.21	23.81	11.95	1:37.15	
		Speed (m/s)	13.98	17.87	16.92	16.01	16.49	17.54	16.88	16.74	16.47	
		Stride length (m)	5.55	7.09	6.92	6.76	6.98	7.28	7.01	7.13	6.80	
		Stride duration (s)	0.403	0.397	0.409	0.422	0.423	0.415	0.416	0.426	0.413	
		Stride efficiency (%)	48.19	78.58	74.80	71.40	76.14	82.81	76.89	79.55	72.20	
		Stride count	36.02	28.20	28.91	29.59	28.65	27.47	28.51	28.03	235.38	

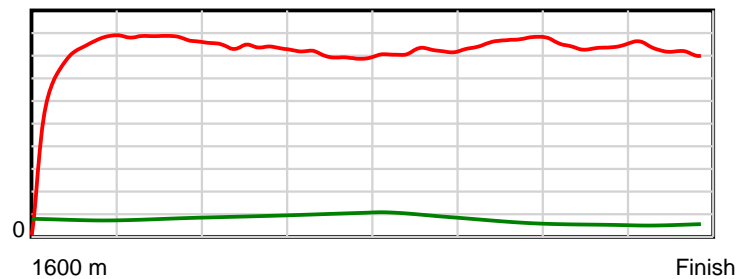
10 m Stride length



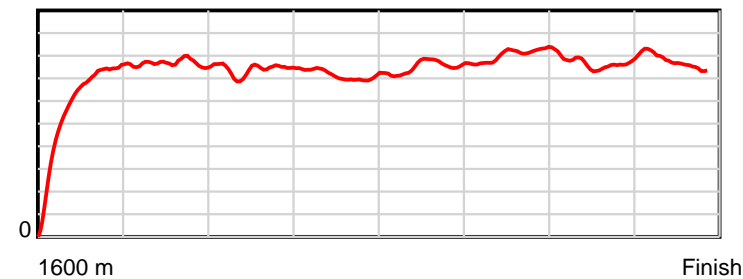
0.6 s Stride duration



20 m/sec Speed



100 % Stride efficiency



Note: Horizontal distance axis grid lines are 200m furlongs.

**Disclaimer.**

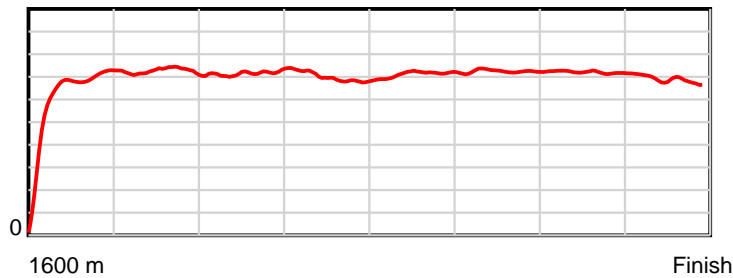
Tasracing Pty Ltd and Thoroughbred Ratings Pty Ltd accepts no responsibility for the completeness or accuracy of any of the information contained herein, and makes no representations about its suitability for any particular purpose. Users should make their own judgements about those matters and/or seek independent advice. You assume all risks associated with use of the data provided on this page.

# Race Results

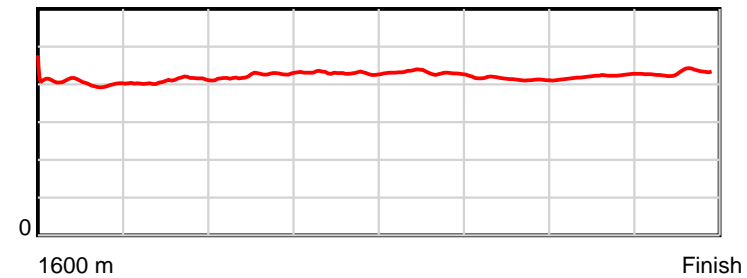
October 15, 2014, Race 1, MDN/CL1-SW, Distance 1600m, Mowbray - Offset 3m

Result	TAB no.	Horse (Barrier)	1600 to	1400m to	1200m to	1000m to	800m to	600m to	400m to	200m to	Total or	Margin
7th	7	<b>Gee Gees Prair... (7)</b>	<b>1400m</b>	<b>1200m</b>	<b>1000m</b>	<b>800m</b>	<b>600m</b>	<b>400m</b>	<b>200m</b>	<b>WP</b>	<b>Average</b>	
		Position in running (margin)	-	3(0.9)	2(0.4)	1(0.0)	1(0.0)	1(0.0)	1(0.0)	1(0.0)		0.00
		Sectional time (s)	13.89	11.16	11.92	12.26	12.19	11.36	11.74	12.64		
		Cumulative time (s)	97.16	83.27	72.11	60.19	47.93	35.74	24.38	12.64	1:37.15	
		Speed (m/s)	14.40	17.92	16.78	16.31	16.41	17.61	17.04	15.82	16.47	
		Stride length (m)	5.73	7.31	7.08	7.01	7.08	7.31	7.16	6.83	6.90	
		Stride duration (s)	0.415	0.408	0.422	0.430	0.431	0.415	0.420	0.431	0.419	
		Stride efficiency (%)	51.35	83.45	78.27	76.75	78.26	83.45	80.01	72.83	74.36	
		Stride count	34.89	27.37	28.26	28.54	28.26	27.37	27.95	29.30	231.94	

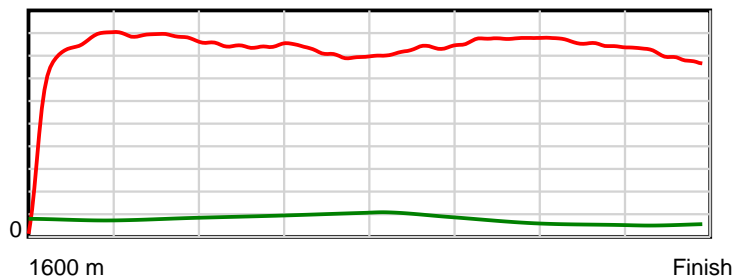
10 m Stride length



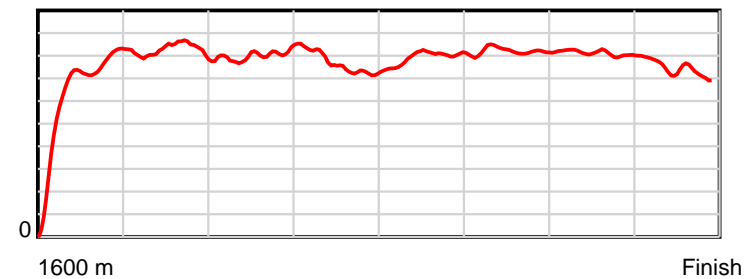
0.6 s Stride duration



20 m/sec Speed



100 % Stride efficiency



Note: Horizontal distance axis grid lines are 200m furlongs.

## Disclaimer.

Tasracing Pty Ltd and Thoroughbred Ratings Pty Ltd accepts no responsibility for the completeness or accuracy of any of the information contained herein, and makes no representations about its suitability for any particular purpose. Users should make their own judgements about those matters and/or seek independent advice. You assume all risks associated with use of the data provided on this page.

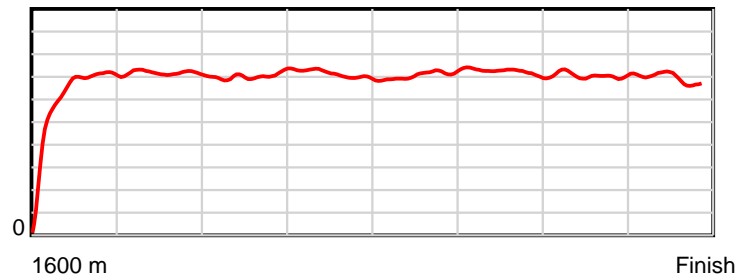


# Race Results

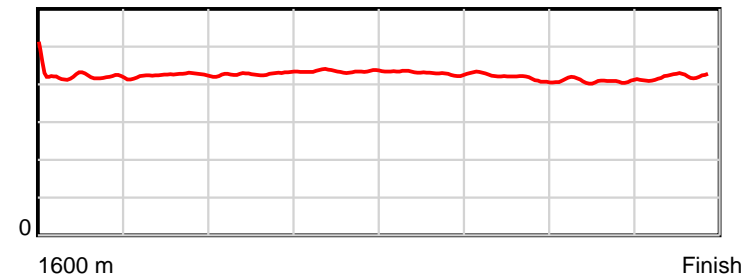
October 15, 2014, Race 1, MDN/CL1-SW, Distance 1600m, Mowbray - Offset 3m

Result	TAB no.	Horse (Barrier)	1600 to	1400m to	1200m to	1000m to	800m to	600m to	400m to	200m to	Total or	Margin
8th	14	Let It Be Know... (13)	1400m	1200m	1000m	800m	600m	400m	200m	WP	Average	
		Position in running (margin)	-	9(4.2)	10(6.6)	10(7.3)	10(5.8)	11(4.9)	9(4.7)	8(4.0)		0.00
		Sectional time (s)	14.38	11.66	12.10	12.01	12.05	11.32	11.63	12.02		
		Cumulative time (s)	97.16	82.78	71.13	59.03	47.02	34.97	23.65	12.02	1:37.15	
		Speed (m/s)	13.91	17.15	16.53	16.65	16.60	17.67	17.20	16.64	16.47	
		Stride length (m)	5.80	7.29	7.06	7.24	7.14	7.44	7.02	7.00	6.96	
		Stride duration (s)	0.431	0.425	0.427	0.435	0.430	0.421	0.408	0.421	0.423	
		Stride efficiency (%)	52.57	83.15	77.85	81.97	79.55	86.39	77.06	76.52	75.73	
		Stride count	34.48	27.42	28.33	27.61	28.03	26.90	28.48	28.58	229.83	

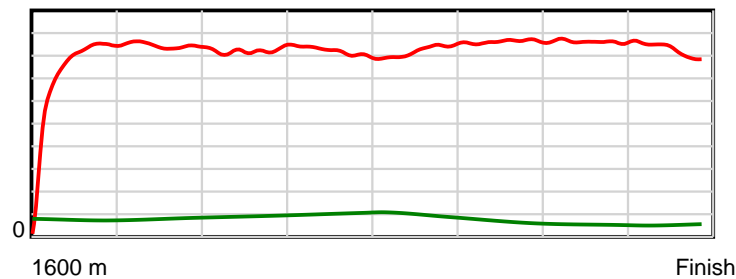
10 m Stride length



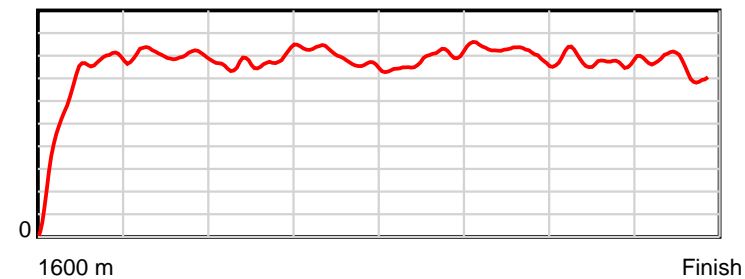
0.6 s Stride duration



20 m/sec Speed



100 % Stride efficiency



Note: Horizontal distance axis grid lines are 200m furlongs.

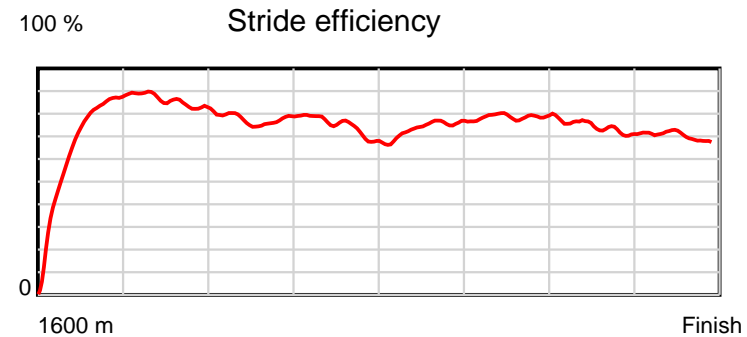
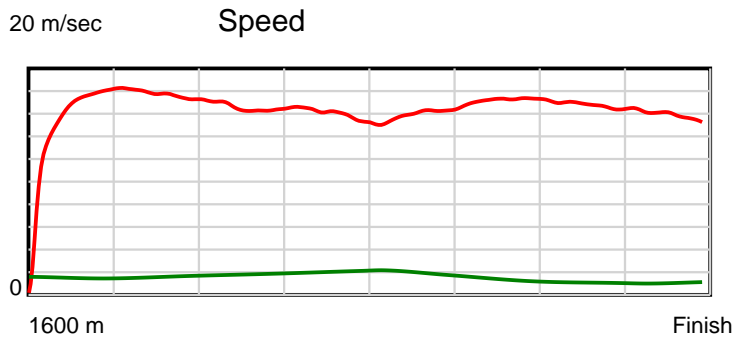
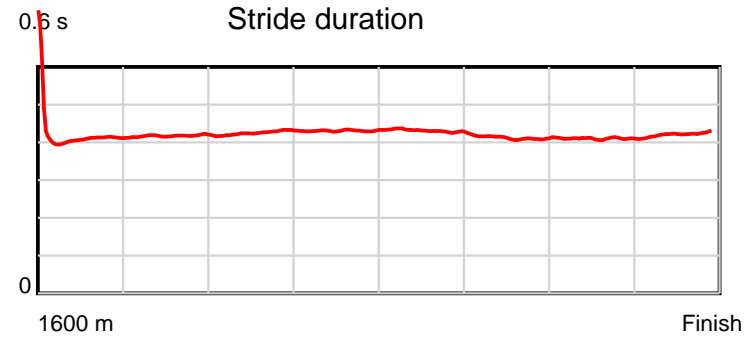
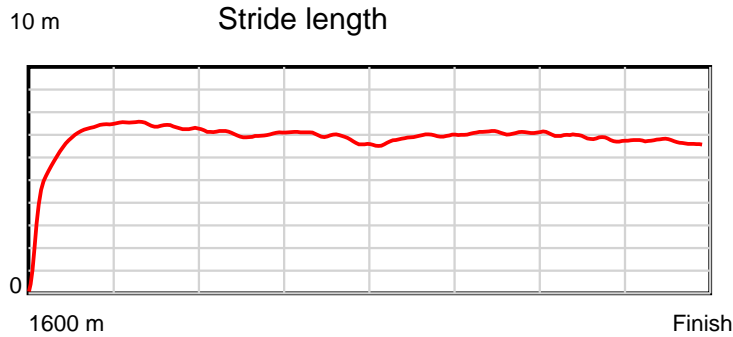
## Disclaimer.

Tasracing Pty Ltd and Thoroughbred Ratings Pty Ltd accepts no responsibility for the completeness or accuracy of any of the information contained herein, and makes no representations about its suitability for any particular purpose. Users should make their own judgements about those matters and/or seek independent advice. You assume all risks associated with use of the data provided on this page.

# Race Results

October 15, 2014, Race 1, MDN/CL1-SW, Distance 1600m, Mowbray - Offset 3m

Result	TAB no.	Horse (Barrier)	1600 to	1400m to	1200m to	1000m to	800m to	600m to	400m to	200m to	Total or	Margin
9th	15	Qui Samer (1)	1400m	1200m	1000m	800m	600m	400m	200m	WP	Average	
		Position in running (margin)	-	1(0.0)	1(0.0)	3(0.5)	2(0.7)	2(0.7)	2(1.1)	4(2.1)		0.00
		Sectional time (s)	13.48	11.24	12.07	12.30	12.19	11.41	11.90	12.55		
		Cumulative time (s)	97.16	83.68	72.43	60.36	48.06	35.87	24.45	12.55	1:37.15	
		Speed (m/s)	14.84	17.79	16.57	16.26	16.41	17.53	16.81	15.94	16.47	
		Stride length (m)	6.10	7.43	7.05	7.00	7.07	7.22	6.90	6.71	6.91	
		Stride duration (s)	0.431	0.418	0.425	0.431	0.431	0.412	0.410	0.421	0.420	
		Stride efficiency (%)	58.08	86.30	77.60	76.59	78.20	81.42	74.31	70.45	74.68	
		Stride count	32.81	26.91	28.38	28.57	28.27	27.71	29.00	29.79	231.44	



Note: Horizontal distance axis grid lines are 200m furlongs.

**Disclaimer.**

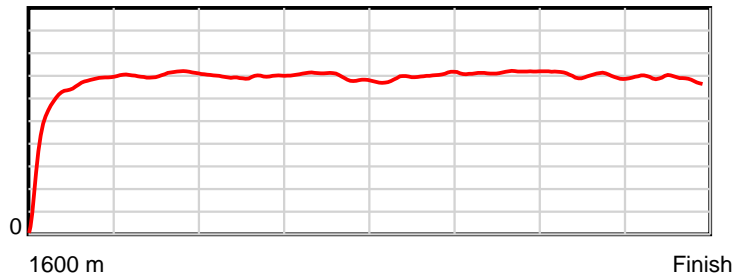
Tasracing Pty Ltd and Thoroughbred Ratings Pty Ltd accepts no responsibility for the completeness or accuracy of any of the information contained herein, and makes no representations about its suitability for any particular purpose. Users should make their own judgements about those matters and/or seek independent advice. You assume all risks associated with use of the data provided on this page.

# Race Results

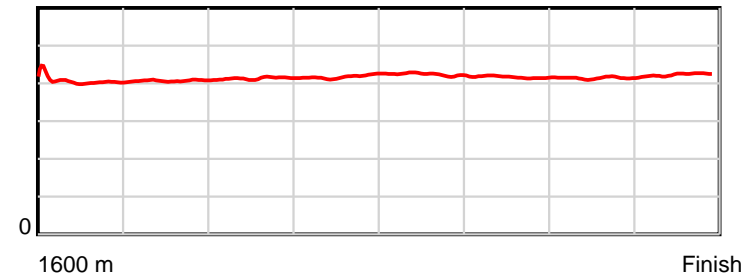
October 15, 2014, Race 1, MDN/CL1-SW, Distance 1600m, Mowbray - Offset 3m

Result	TAB no.	Horse (Barrier)	1600 to	1400m to	1200m to	1000m to	800m to	600m to	400m to	200m to	Total or	Margin
10th	10	Sonetto (2)	1400m	1200m	1000m	800m	600m	400m	200m	WP	Average	
		Position in running (margin)	-	11(5.7)	9(6.4)	9(5.5)	9(4.3)	9(4.3)	10(4.7)	10(5.5)		0.00
		Sectional time (s)	14.24	11.35	11.84	12.08	12.19	11.42	11.86	12.19		
		Cumulative time (s)	97.16	82.92	71.57	59.74	47.66	35.47	24.05	12.19	1:37.15	
		Speed (m/s)	14.04	17.62	16.89	16.56	16.41	17.51	16.86	16.41	16.47	
		Stride length (m)	5.40	7.17	6.98	6.92	6.96	7.29	6.98	6.95	6.78	
		Stride duration (s)	0.406	0.407	0.413	0.418	0.424	0.416	0.414	0.423	0.411	
		Stride efficiency (%)	45.50	80.29	76.19	74.74	75.65	83.04	76.12	75.42	71.74	
		Stride count	37.06	27.90	28.64	28.92	28.74	27.44	28.65	28.79	236.14	

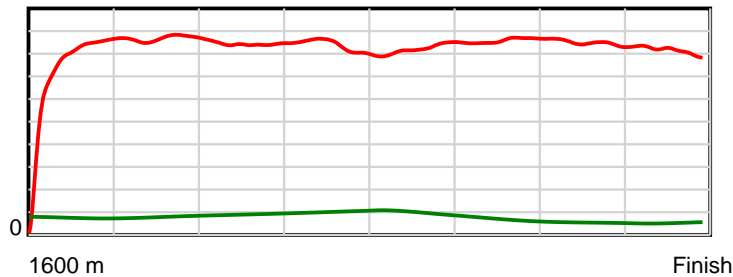
10 m Stride length



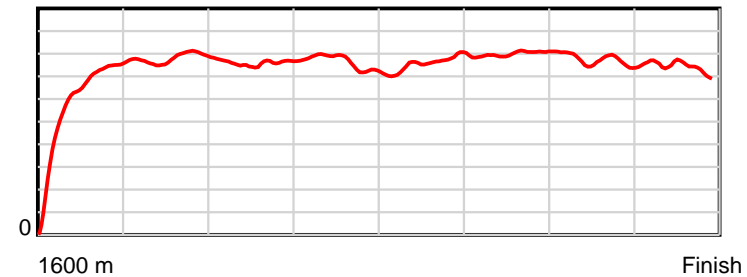
0.6 s Stride duration



20 m/sec Speed



100 % Stride efficiency



Note: Horizontal distance axis grid lines are 200m furlongs.

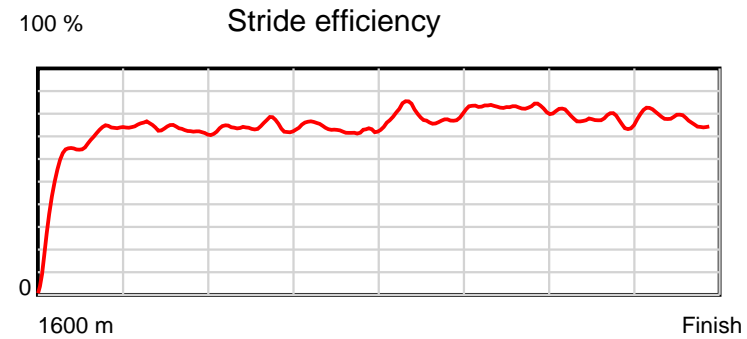
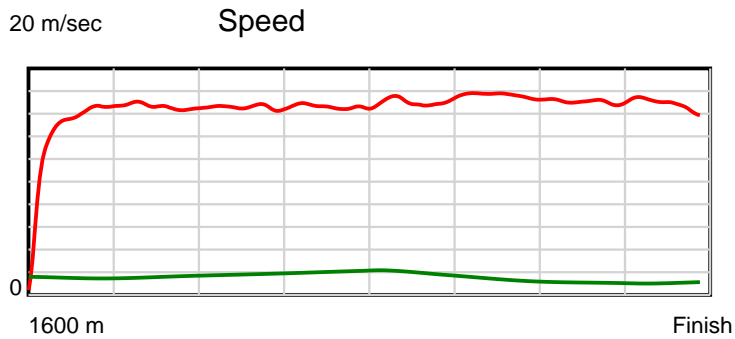
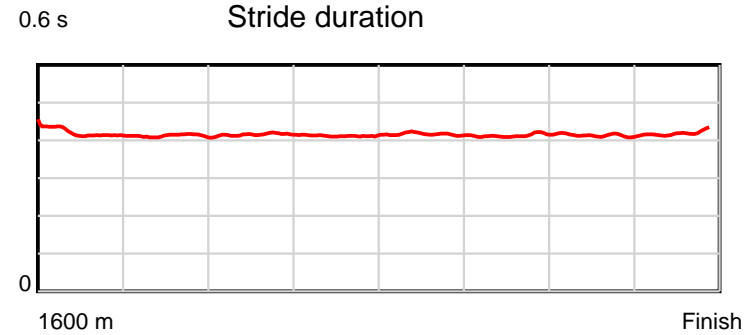
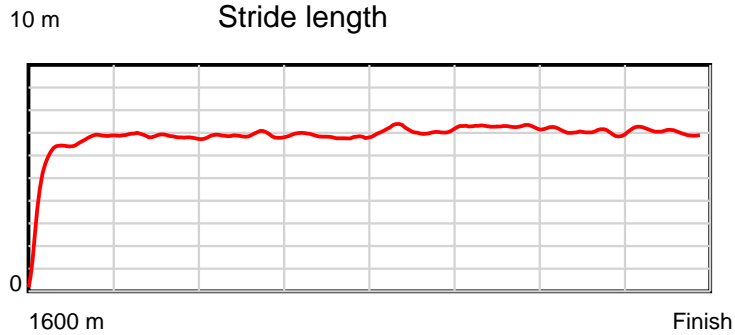
## Disclaimer.

Tasracing Pty Ltd and Thoroughbred Ratings Pty Ltd accepts no responsibility for the completeness or accuracy of any of the information contained herein, and makes no representations about its suitability for any particular purpose. Users should make their own judgements about those matters and/or seek independent advice. You assume all risks associated with use of the data provided on this page.

# Race Results

October 15, 2014, Race 1, MDN/CL1-SW, Distance 1600m, Mowbray - Offset 3m

Result	TAB no.	Horse (Barrier)	1600 to	1400m to	1200m to	1000m to	800m to	600m to	400m to	200m to	Total or	Margin
11th	11	<b>Special Fusion (14)</b>	<b>1400m</b>	<b>1200m</b>	<b>1000m</b>	<b>800m</b>	<b>600m</b>	<b>400m</b>	<b>200m</b>	<b>WP</b>	<b>Average</b>	
		Position in running (margin)	-	13(9.0)	13(11.8)	13(13.2)	13(11.5)	13(7.9)	12(6.0)	11(5.7)		0.00
		Sectional time (s)	14.98	11.72	12.22	11.97	11.60	11.04	11.69	11.94		
		Cumulative time (s)	97.16	82.18	70.46	58.25	46.28	34.67	23.63	11.94	1:37.15	
		Speed (m/s)	13.35	17.06	16.37	16.71	17.24	18.12	17.11	16.75	16.47	
		Stride length (m)	5.47	7.03	6.79	6.88	7.17	7.47	7.06	7.04	6.81	
		Stride duration (s)	0.429	0.412	0.415	0.412	0.416	0.413	0.413	0.420	0.414	
		Stride efficiency (%)	46.67	77.27	71.99	73.89	80.44	87.29	77.97	77.48	72.48	
		Stride count	36.60	28.44	29.47	29.08	27.88	26.76	28.31	28.40	234.94	



Note: Horizontal distance axis grid lines are 200m furlongs.

**Disclaimer.**

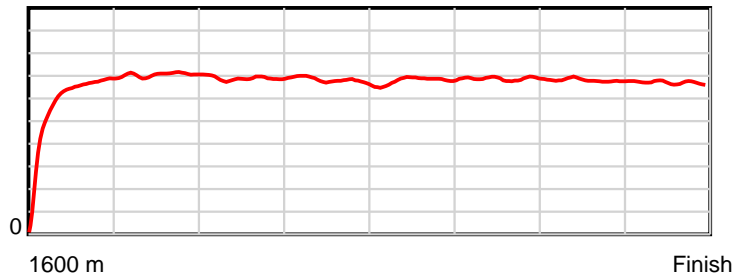
Tasracing Pty Ltd and Thoroughbred Ratings Pty Ltd accepts no responsibility for the completeness or accuracy of any of the information contained herein, and makes no representations about its suitability for any particular purpose. Users should make their own judgements about those matters and/or seek independent advice. You assume all risks associated with use of the data provided on this page.

# Race Results

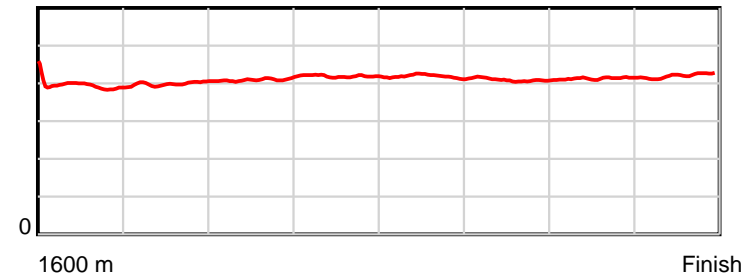
October 15, 2014, Race 1, MDN/CL1-SW, Distance 1600m, Mowbray - Offset 3m

Result	TAB no.	Horse (Barrier)	1600 to	1400m to	1200m to	1000m to	800m to	600m to	400m to	200m to	Total or	Margin
12th	13	<b>Young Robin (5)</b>	<b>1400m</b>	<b>1200m</b>	<b>1000m</b>	<b>800m</b>	<b>600m</b>	<b>400m</b>	<b>200m</b>	<b>WP</b>	<b>Average</b>	
		Position in running (margin)	-	2(0.9)	5(1.6)	4(1.1)	3(1.4)	6(3.4)	9(5.0)			0.00
		Sectional time (s)	13.23	11.36	11.91	12.31	12.20	11.68	12.02	12.45		
		Cumulative time (s)	97.16	83.93	72.57	60.66	48.36	36.15	24.47	12.45	1:37.15	
		Speed (m/s)	15.12	17.61	16.79	16.25	16.39	17.12	16.64	16.06	16.47	
		Stride length (m)	5.54	7.04	6.88	6.79	6.86	7.00	6.86	6.76	6.68	
		Stride duration (s)	0.399	0.400	0.410	0.418	0.419	0.409	0.412	0.421	0.406	
		Stride efficiency (%)	48.01	77.42	74.05	72.00	73.55	76.49	73.54	71.34	69.75	
		Stride count	36.08	28.41	29.05	29.46	29.15	28.59	29.15	29.60	239.49	

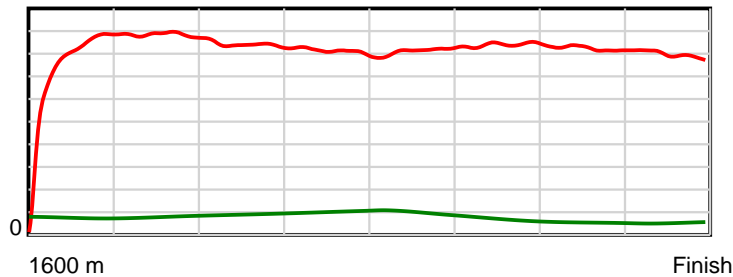
10 m Stride length



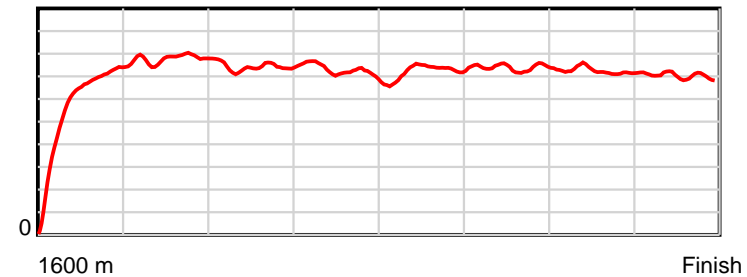
0.6 s Stride duration



20 m/sec Speed



100 % Stride efficiency



Note: Horizontal distance axis grid lines are 200m furlongs.

**Disclaimer.**

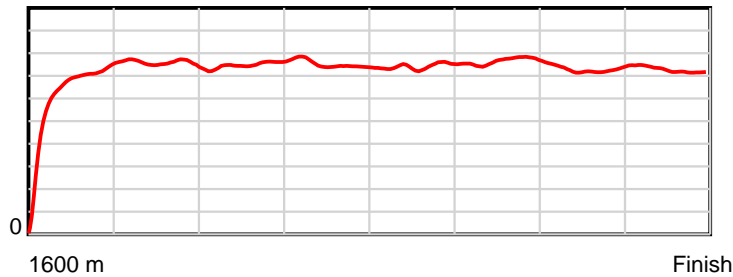
Tasracing Pty Ltd and Thoroughbred Ratings Pty Ltd accepts no responsibility for the completeness or accuracy of any of the information contained herein, and makes no representations about its suitability for any particular purpose. Users should make their own judgements about those matters and/or seek independent advice. You assume all risks associated with use of the data provided on this page.

# Race Results

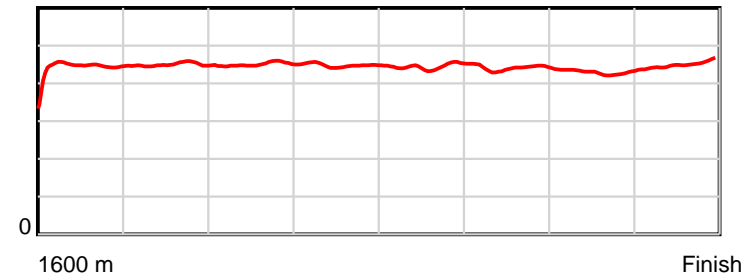
October 15, 2014, Race 1, MDN/CL1-SW, Distance 1600m, Mowbray - Offset 3m

Result	TAB no.	Horse (Barrier)	1600 to	1400m to	1200m to	1000m to	800m to	600m to	400m to	200m to	Total or	Margin
13th	3	Sting'em (8)	1400m	1200m	1000m	800m	600m	400m	200m	WP	Average	
		Position in running (margin)	-	10(5.5)	11(8.4)	11(8.6)	11(7.2)	12(6.7)	13(6.6)	12(7.3)		0.00
		Sectional time (s)	13.60	11.73	12.02	12.02	12.11	11.33	11.86	12.48		
		Cumulative time (s)	97.16	83.56	71.83	59.81	47.78	35.67	24.34	12.48	1:37.15	
		Speed (m/s)	14.71	17.05	16.64	16.64	16.52	17.65	16.86	16.03	16.47	
		Stride length (m)	5.68	7.67	7.49	7.44	7.35	7.77	7.26	7.24	7.17	
		Stride duration (s)	0.431	0.450	0.450	0.447	0.445	0.440	0.430	0.452	0.436	
		Stride efficiency (%)	50.43	91.92	87.57	86.46	84.42	94.28	82.30	81.98	80.43	
		Stride count	35.20	26.08	26.72	26.89	27.21	25.75	27.56	27.61	223.02	

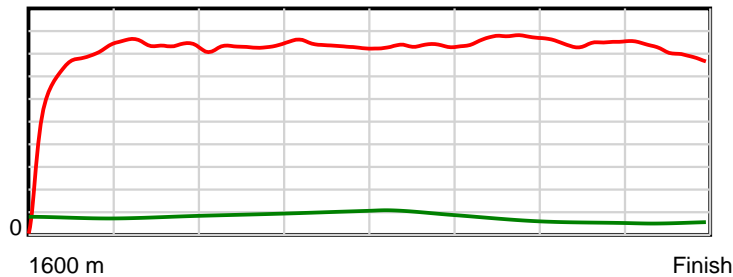
10 m Stride length



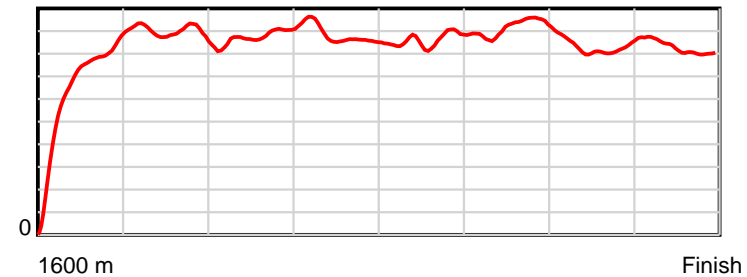
0.6 s Stride duration



20 m/sec Speed



100 % Stride efficiency



Note: Horizontal distance axis grid lines are 200m furlongs.

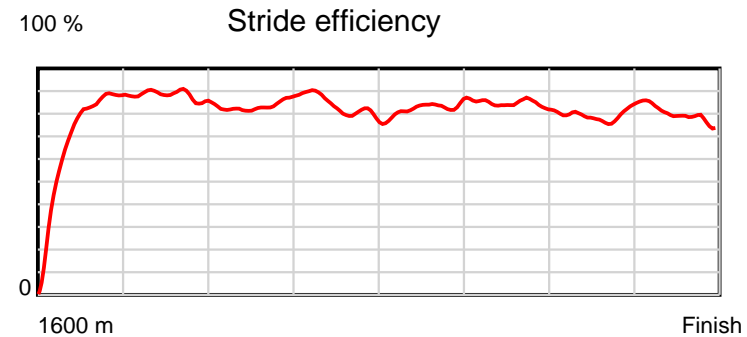
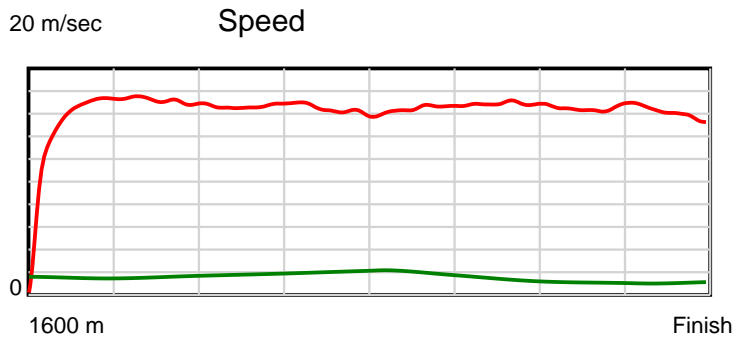
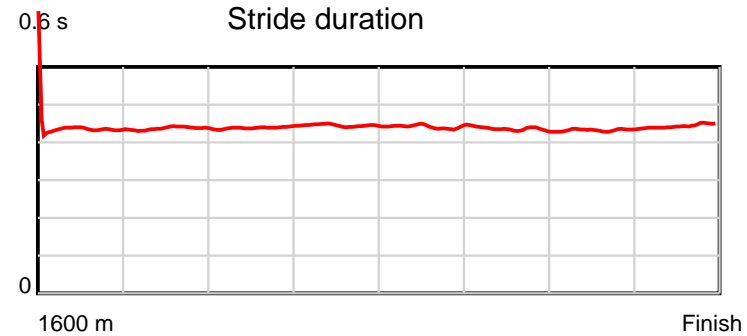
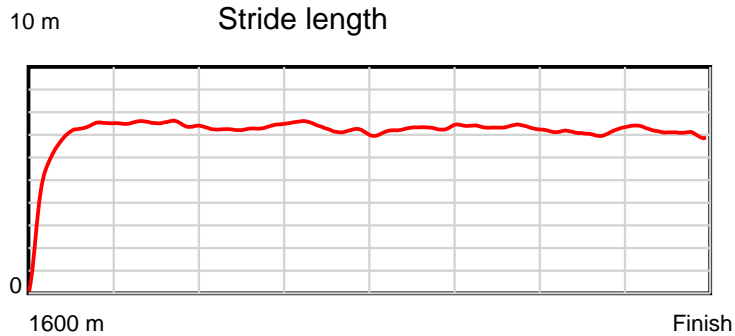
## Disclaimer.

Tasracing Pty Ltd and Thoroughbred Ratings Pty Ltd accepts no responsibility for the completeness or accuracy of any of the information contained herein, and makes no representations about its suitability for any particular purpose. Users should make their own judgements about those matters and/or seek independent advice. You assume all risks associated with use of the data provided on this page.

# Race Results

October 15, 2014, Race 1, MDN/CL1-SW, Distance 1600m, Mowbray - Offset 3m

Result	TAB no.	Horse (Barrier)	1600 to	1400m to	1200m to	1000m to	800m to	600m to	400m to	200m to	Total or	Margin
14th	9	<b>Little Sheeka (12)</b>	<b>1400m</b>	<b>1200m</b>	<b>1000m</b>	<b>800m</b>	<b>600m</b>	<b>400m</b>	<b>200m</b>	<b>WP</b>	<b>Average</b>	
		Position in running (margin)	-	7(1.9)	7(4.0)	8(4.0)	6(3.4)	6(3.1)	11(5.1)	13(7.4)		0.00
		Sectional time (s)	12.99	11.60	11.99	12.16	12.15	11.68	12.13	12.45		
		Cumulative time (s)	97.16	84.17	72.57	60.58	48.41	36.27	24.59	12.45	1:37.15	
		Speed (m/s)	15.40	17.24	16.68	16.45	16.46	17.12	16.49	16.06	16.47	
		Stride length (m)	5.96	7.54	7.32	7.31	7.28	7.45	7.13	7.14	7.11	
		Stride duration (s)	0.434	0.437	0.439	0.445	0.442	0.435	0.432	0.444	0.432	
		Stride efficiency (%)	55.59	88.73	83.66	83.61	82.76	86.69	79.37	79.57	78.91	
		Stride count	33.53	26.54	27.33	27.34	27.48	26.85	28.06	28.03	225.16	



Note: Horizontal distance axis grid lines are 200m furlongs.

**Disclaimer.**

Tasracing Pty Ltd and Thoroughbred Ratings Pty Ltd accepts no responsibility for the completeness or accuracy of any of the information contained herein, and makes no representations about its suitability for any particular purpose. Users should make their own judgements about those matters and/or seek independent advice. You assume all risks associated with use of the data provided on this page.