



## Race Results

Tasmanian Turf Club, Launceston, October 29, 2014

Compilation date: October 30, 2014, 2:06:03 PM (EST)

Copyright © 2014 Tasracing Pty Ltd. All rights reserved.

### Trademarks.

StrideMASTER is a registered trademark of Thoroughbred Ratings Pty Ltd.

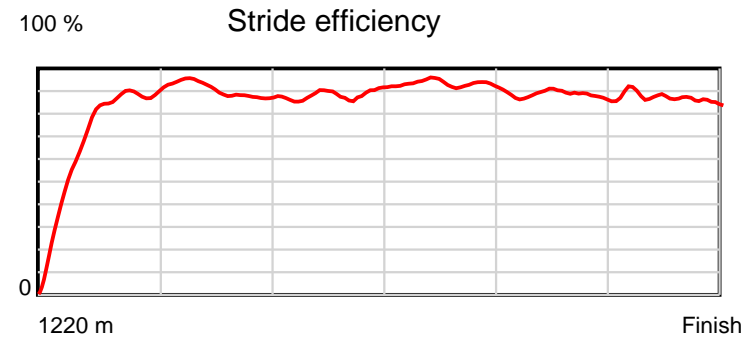
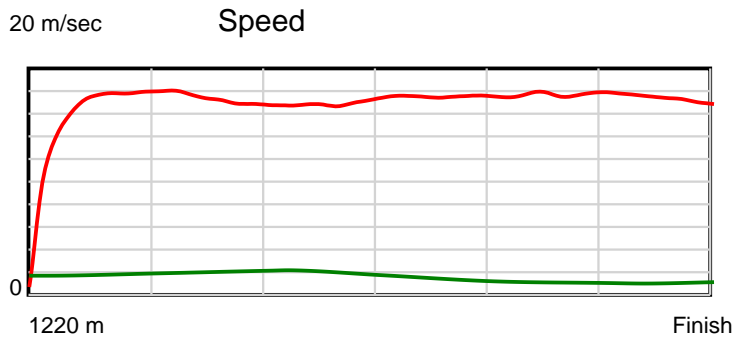
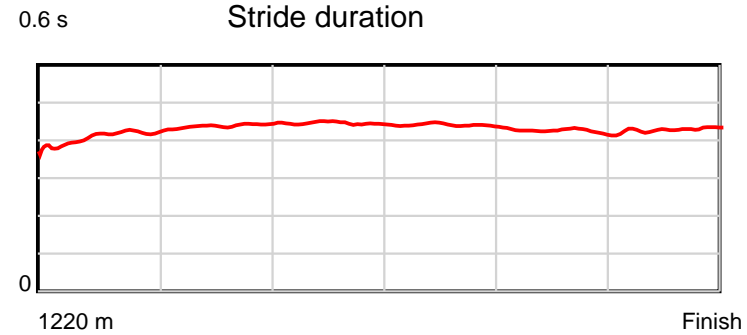
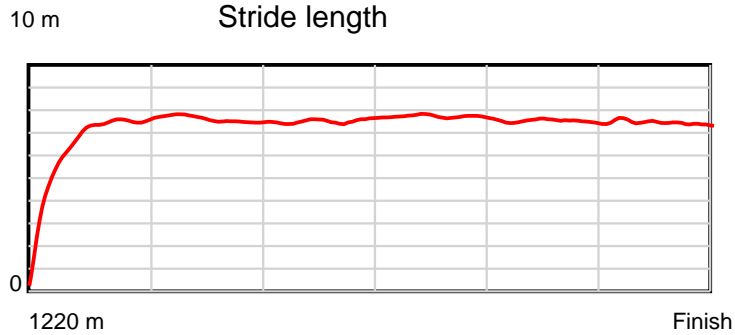
### Disclaimer.

Tasracing Pty Ltd and Thoroughbred Ratings Pty Ltd accepts no responsibility for the completeness or accuracy of any of the information contained herein, and makes no representations about its suitability for any particular purpose. Users should make their own judgements about those matters and/or seek independent advice. You assume all risks associated with use of the data provided on this page.

# Race Results

October 29, 2014, Race 3, C&G MDN-SW, Distance 1220m, Mowbray - Offset 9m

Result	TAB no.	Horse (Barrier)	1220 to	1200m to	1000m to	800m to	600m to	400m to	200m to	Total or	Margin
1st	1	Antumbra (1)	1200m	1000m	800m	600m	400m	200m	WP	Average	
		Position in running (margin)	-	2(1751.8)	1(0.0)	1(0.0)	1(0.0)	1(0.0)	1(0.0)		0.00
		Sectional time (s)	3.30	11.70	11.54	12.18	11.67	11.56	11.74		
		Cumulative time (s)	73.70	70.40	58.69	47.15	34.97	23.30	11.74	1:13.70	
		Speed (m/s)	6.06	17.09	17.33	16.42	17.14	17.30	17.04	16.55	
		Stride length (m)	2.17	7.05	7.61	7.29	7.54	7.31	7.31	7.07	
		Stride duration (s)	0.359	0.412	0.439	0.444	0.440	0.423	0.429	0.427	
		Stride efficiency (%)	7.37	77.60	90.55	83.02	88.86	83.60	83.54	78.15	
		Stride count	9.21	28.38	26.27	27.44	26.52	27.34	27.35	172.51	



Note: Horizontal distance axis grid lines are 200m furlongs.

**Disclaimer.**

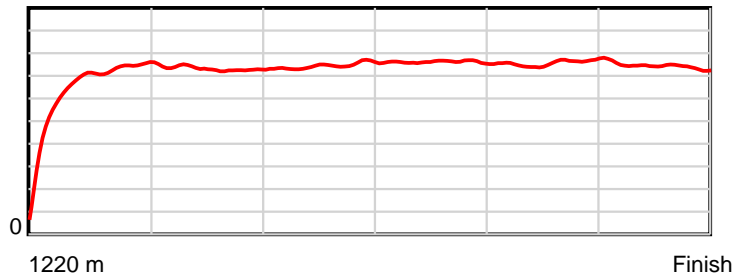
Tasracing Pty Ltd and Thoroughbred Ratings Pty Ltd accepts no responsibility for the completeness or accuracy of any of the information contained herein, and makes no representations about its suitability for any particular purpose. Users should make their own judgements about those matters and/or seek independent advice. You assume all risks associated with use of the data provided on this page.

# Race Results

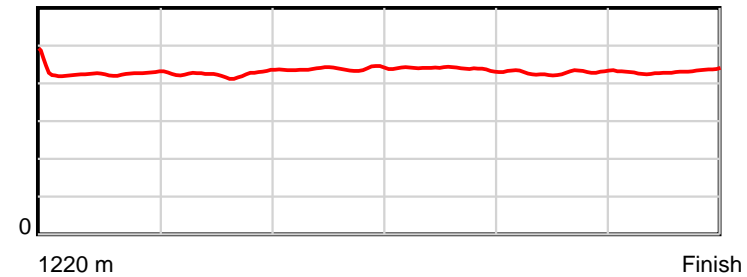
October 29, 2014, Race 3, C&G MDN-SW, Distance 1220m, Mowbray - Offset 9m

Result	TAB no.	Horse (Barrier)	1220 to	1200m to	1000m to	800m to	600m to	400m to	200m to	Total or	Margin
2nd	4	<b>Flying Stevie (8)</b>	<b>1200m</b>	<b>1000m</b>	<b>800m</b>	<b>600m</b>	<b>400m</b>	<b>200m</b>	<b>WP</b>	<b>Average</b>	
		Position in running (margin)	-	4(1754.2)	3(3.1)	2(3.3)	2(1.1)	2(1.0)	2(0.7)		0.20
		Sectional time (s)	3.68	11.83	11.56	11.83	11.65	11.51	11.68		
		Cumulative time (s)	73.74	70.06	58.23	46.66	34.84	23.19	11.68	1:13.73	
		Speed (m/s)	5.44	16.91	17.30	16.91	17.17	17.38	17.12	16.55	
		Stride length (m)	2.59	7.19	7.34	7.40	7.54	7.43	7.39	7.16	
		Stride duration (s)	0.450	0.425	0.424	0.437	0.439	0.428	0.432	0.433	
		Stride efficiency (%)	10.49	80.70	84.11	85.46	88.80	86.37	85.42	80.17	
		Stride count	7.72	27.83	27.26	27.04	26.53	26.90	27.05	170.33	

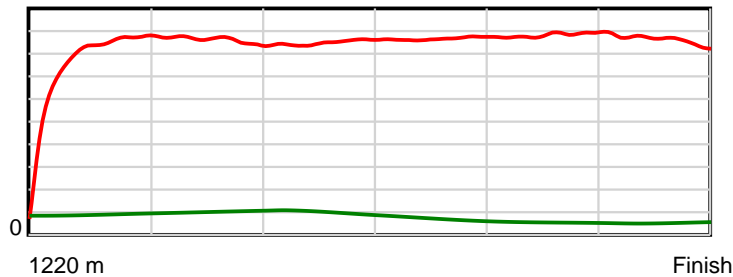
10 m Stride length



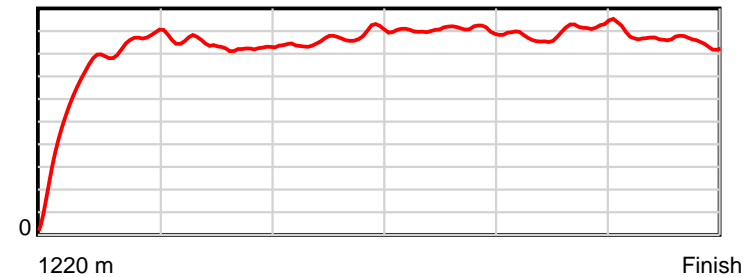
0.6 s Stride duration



20 m/sec Speed



100 % Stride efficiency



Note: Horizontal distance axis grid lines are 200m furlongs.

**Disclaimer.**

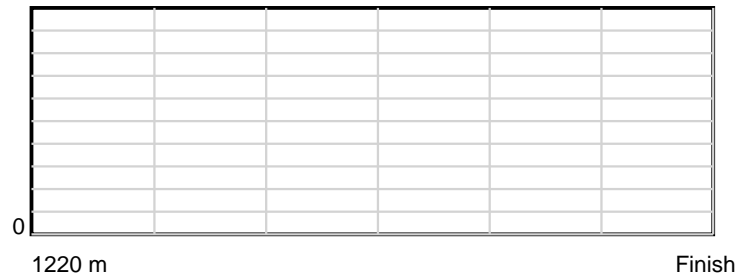
Tasracing Pty Ltd and Thoroughbred Ratings Pty Ltd accepts no responsibility for the completeness or accuracy of any of the information contained herein, and makes no representations about its suitability for any particular purpose. Users should make their own judgements about those matters and/or seek independent advice. You assume all risks associated with use of the data provided on this page.

# Race Results


October 29, 2014, Race 3, C&G MDN-SW, Distance 1220m, Mowbray - Offset 9m

Result	TAB no.	Horse (Barrier)	1220 to	1200m to	1000m to	800m to	600m to	400m to	200m to	Total or	Margin
3rd	7	<b>Must Confess (5)</b>									
		Position in running (margin)									
		Sectional time (s)									
		Cumulative time (s)									
		Speed (m/s)									
		Stride length (m)									
		Stride duration (s)									
		Stride efficiency (%)									
		Stride count									

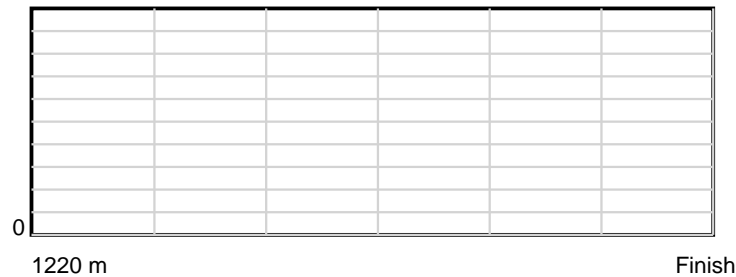
10 m Stride length



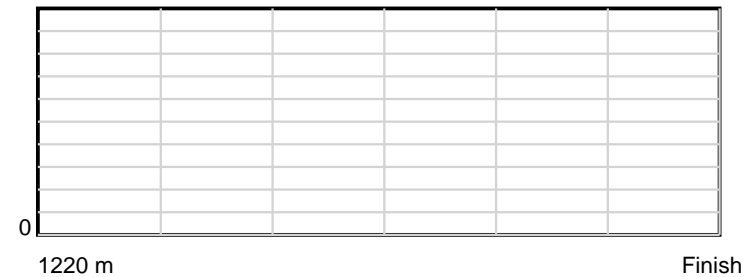
0.6 s Stride duration



20 m/sec Speed



100 % Stride efficiency



Note: Horizontal distance axis grid lines are 200m furlongs.

**Disclaimer.**

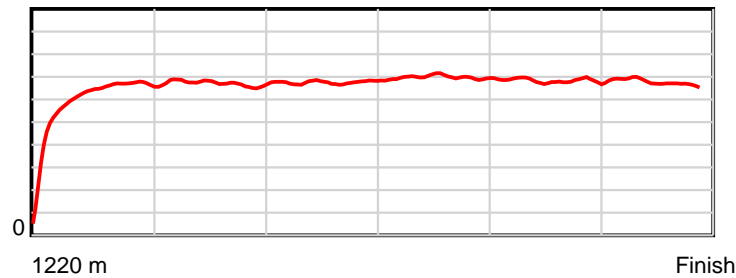
Tasracing Pty Ltd and Thoroughbred Ratings Pty Ltd accepts no responsibility for the completeness or accuracy of any of the information contained herein, and makes no representations about its suitability for any particular purpose. Users should make their own judgements about those matters and/or seek independent advice. You assume all risks associated with use of the data provided on this page.

# Race Results

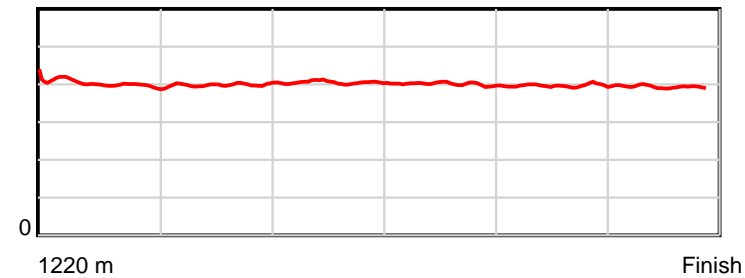
October 29, 2014, Race 3, C&G MDN-SW, Distance 1220m, Mowbray - Offset 9m

Result	TAB no.	Horse (Barrier)	1220 to	1200m to	1000m to	800m to	600m to	400m to	200m to	Total or	Margin
4th	8	<b>Western Front (4)</b>	<b>1200m</b>	<b>1000m</b>	<b>800m</b>	<b>600m</b>	<b>400m</b>	<b>200m</b>	<b>WP</b>	<b>Average</b>	
		Position in running (margin)	-	6(1759.1)	6(8.1)	6(8.7)	6(5.7)	5(3.6)	5(4.3)		2.80
		Sectional time (s)	4.43	11.85	11.62	11.69	11.32	11.67	11.62		
		Cumulative time (s)	74.21	69.78	57.92	46.30	34.61	23.29	11.62	1:14.20	
		Speed (m/s)	4.51	16.88	17.21	17.11	17.67	17.14	17.21	16.44	
		Stride length (m)	1.85	6.75	6.86	6.90	7.09	6.77	6.78	6.57	
		Stride duration (s)	0.395	0.400	0.399	0.404	0.401	0.395	0.394	0.399	
		Stride efficiency (%)	5.38	71.22	73.58	74.46	78.50	71.68	71.76	67.38	
		Stride count	10.78	29.63	29.15	28.97	28.22	29.53	29.51	185.79	

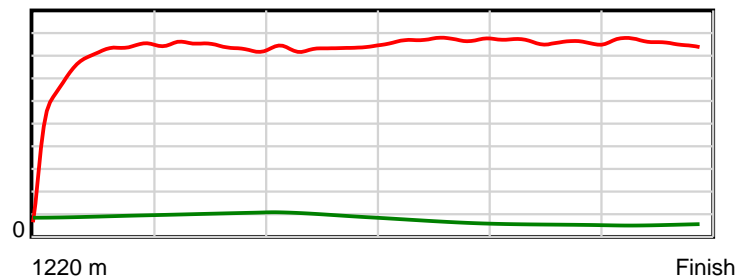
10 m Stride length



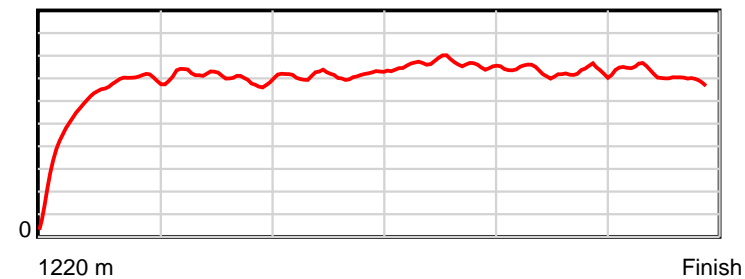
0.6 s Stride duration



20 m/sec Speed



100 % Stride efficiency



Note: Horizontal distance axis grid lines are 200m furlongs.

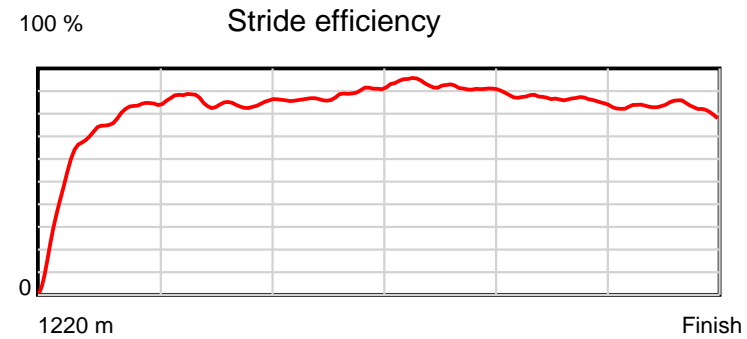
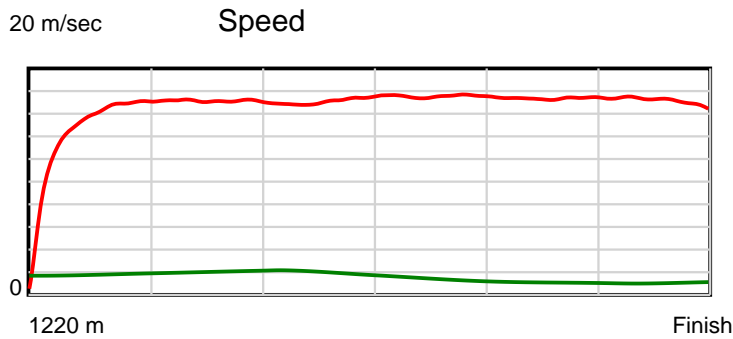
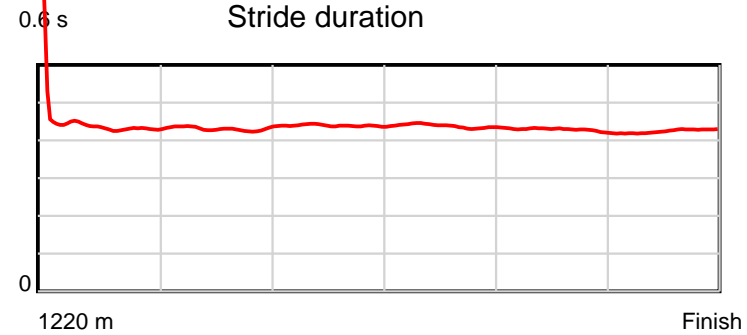
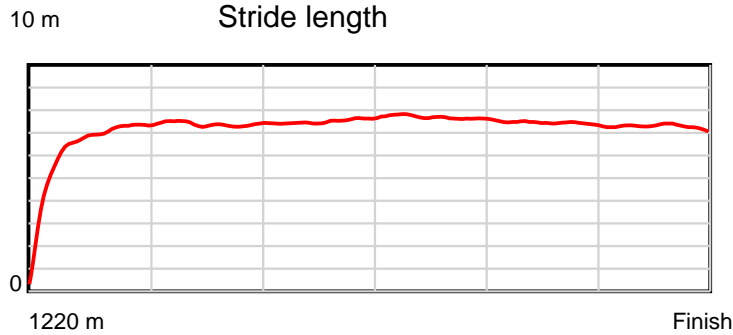
## Disclaimer.

Tasracing Pty Ltd and Thoroughbred Ratings Pty Ltd accepts no responsibility for the completeness or accuracy of any of the information contained herein, and makes no representations about its suitability for any particular purpose. Users should make their own judgements about those matters and/or seek independent advice. You assume all risks associated with use of the data provided on this page.

# Race Results

October 29, 2014, Race 3, C&G MDN-SW, Distance 1220m, Mowbray - Offset 9m

Result	TAB no.	Horse (Barrier)	1220 to	1200m to	1000m to	800m to	600m to	400m to	200m to	Total or	Margin
5th	6	Lead Us (7)	1200m	1000m	800m	600m	400m	200m	WP	Average	
		Position in running (margin)	-	5(1754.6)	5(7.0)	5(7.6)	5(5.2)	6(4.3)	6(4.8)		3.80
		Sectional time (s)	3.71	12.41	11.64	11.77	11.52	11.65	11.70		
		Cumulative time (s)	74.40	70.69	58.28	46.64	34.87	23.34	11.70	1:14.40	
		Speed (m/s)	5.40	16.12	17.18	16.99	17.36	17.17	17.09	16.40	
		Stride length (m)	3.03	7.00	7.41	7.46	7.60	7.34	7.27	7.17	
		Stride duration (s)	0.518	0.435	0.431	0.439	0.438	0.428	0.425	0.437	
		Stride efficiency (%)	14.33	76.62	85.72	86.91	90.17	84.21	82.66	80.43	
		Stride count	6.60	28.56	27.00	26.82	26.33	27.24	27.50	170.05	



Note: Horizontal distance axis grid lines are 200m furlongs.

#### Disclaimer.

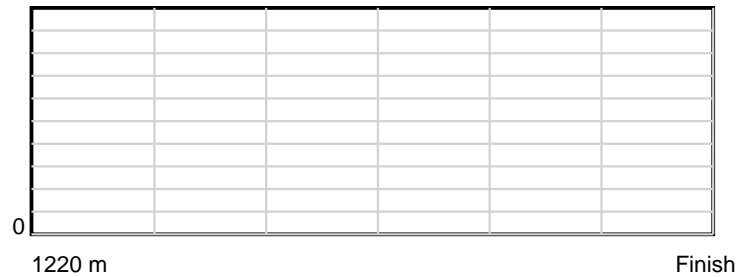
Tasracing Pty Ltd and Thoroughbred Ratings Pty Ltd accepts no responsibility for the completeness or accuracy of any of the information contained herein, and makes no representations about its suitability for any particular purpose. Users should make their own judgements about those matters and/or seek independent advice. You assume all risks associated with use of the data provided on this page.

# Race Results


October 29, 2014, Race 3, C&G MDN-SW, Distance 1220m, Mowbray - Offset 9m

Result	TAB no.	Horse (Barrier)	1220 to	1200m to	1000m to	800m to	600m to	400m to	200m to	Total or	Margin
6th	3	Count Palatine (6)	WP	Average							
		Position in running (margin)		4.00							
		Sectional time (s)									
		Cumulative time (s)	10:00.00								
		Speed (m/s)	2.03								
		Stride length (m)	nan								
		Stride duration (s)	nan								
		Stride efficiency (%)	nan								
		Stride count	0.00								

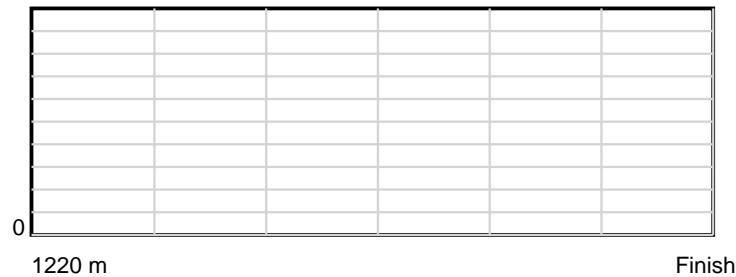
10 m Stride length



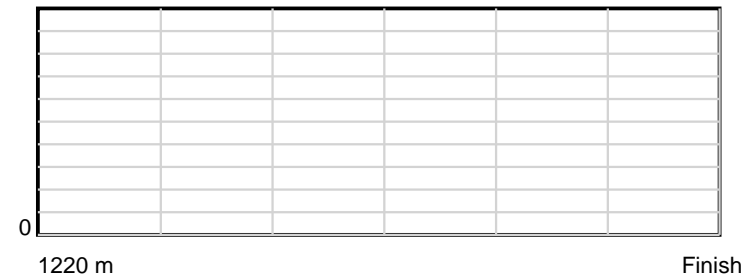
0.6 s Stride duration



20 m/sec Speed



100 % Stride efficiency



Note: Horizontal distance axis grid lines are 200m furlongs.

**Disclaimer.**

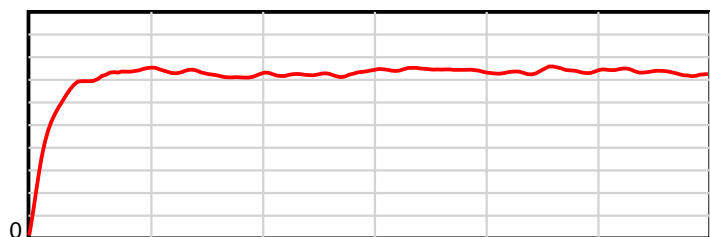
Tasracing Pty Ltd and Thoroughbred Ratings Pty Ltd accepts no responsibility for the completeness or accuracy of any of the information contained herein, and makes no representations about its suitability for any particular purpose. Users should make their own judgements about those matters and/or seek independent advice. You assume all risks associated with use of the data provided on this page.

# Race Results

October 29, 2014, Race 3, C&G MDN-SW, Distance 1220m, Mowbray - Offset 9m

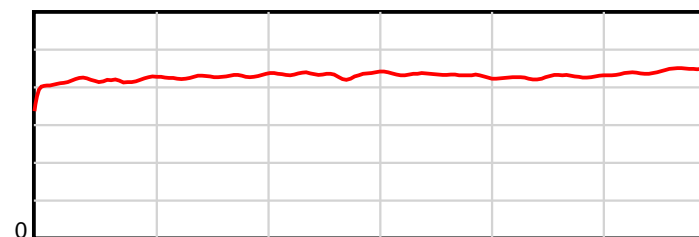
Result	TAB no.	Horse (Barrier)	1220 to	1200m to	1000m to	800m to	600m to	400m to	200m to	Total or	Margin
7th	5	Le Piccole Cos... (2)	1200m	1000m	800m	600m	400m	200m	WP	Average	
		Position in running (margin)	-	3(1752.4)	2(1.8)	3(3.6)	3(2.4)	3(2.2)	3(3.0)		5.30
		Sectional time (s)	3.37	11.90	11.84	11.98	11.64	11.69	12.24		
		Cumulative time (s)	74.67	71.30	59.40	47.56	35.58	23.94	12.24	1:14.67	
		Speed (m/s)	5.93	16.81	16.89	16.69	17.18	17.11	16.34	16.34	
		Stride length (m)	2.49	7.03	7.26	7.24	7.42	7.31	7.28	7.03	
		Stride duration (s)	0.396	0.418	0.430	0.434	0.432	0.427	0.446	0.430	
		Stride efficiency (%)	9.69	77.17	82.33	81.92	85.94	83.40	82.85	77.28	
		Stride count	8.03	28.46	27.55	27.62	26.97	27.38	27.47	173.48	

10 m Stride length



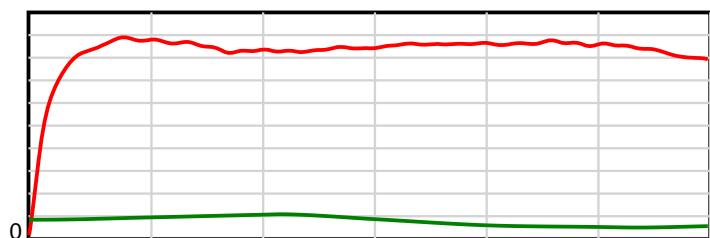
1220 m Finish

0.6 s Stride duration



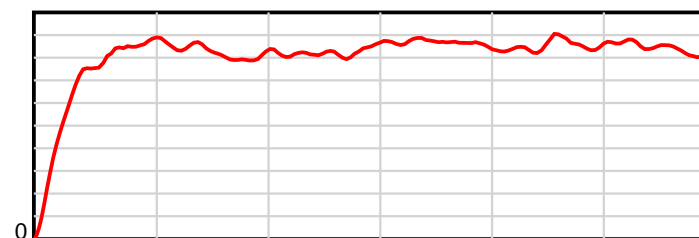
1220 m Finish

20 m/sec Speed



1220 m Finish

100 % Stride efficiency



1220 m Finish

Note: Horizontal distance axis grid lines are 200m furlongs.

## Disclaimer.

Tasracing Pty Ltd and Thoroughbred Ratings Pty Ltd accepts no responsibility for the completeness or accuracy of any of the information contained herein, and makes no representations about its suitability for any particular purpose. Users should make their own judgements about those matters and/or seek independent advice. You assume all risks associated with use of the data provided on this page.

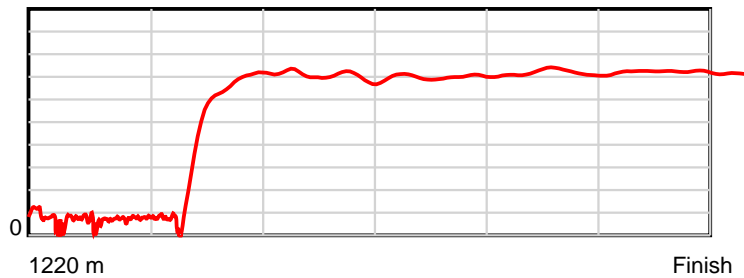


# Race Results

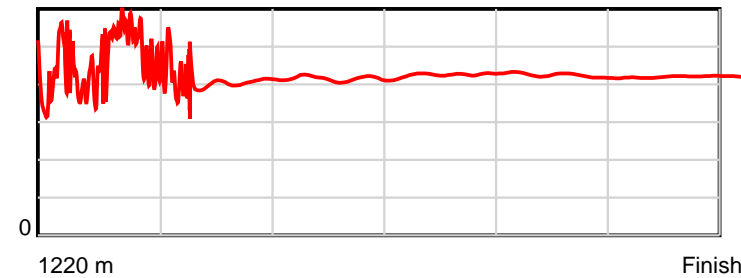
October 29, 2014, Race 3, C&G MDN-SW, Distance 1220m, Mowbray - Offset 9m

Result	TAB no.	Horse (Barrier)	1220 to	1200m to	1000m to	800m to	600m to	400m to	200m to	Total or	Margin
8th	9	Desert Strateg... (3)	1200m	1000m	800m	600m	400m	200m	WP	Average	
		Position in running (margin)	-	1(0.0)	4(5.0)	4(6.0)	4(4.5)	4(2.9)	4(3.7)		7.30
		Sectional time (s)	-288.52	304.50	11.71	11.94	11.40	11.71	12.32		
		Cumulative time (s)	75.05	363.57	59.07	47.36	35.43	24.03	12.32	1:15.04	
		Speed (m/s)	-0.07	0.66	17.08	16.75	17.54	17.08	16.23	16.26	
		Stride length (m)	30.84	0.28	7.11	7.16	7.38	7.19	7.03	1.43	
		Stride duration (s)	0.434	0.427	0.416	0.427	0.421	0.421	0.433	0.088	
		Stride efficiency (%)	1486.08	0.12	78.88	80.03	85.14	80.76	77.20	3.20	
		Stride count	0.65	712.72	28.15	27.95	27.09	27.82	28.45	852.83	

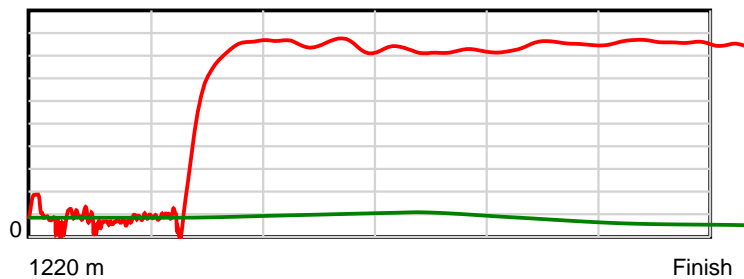
10 m Stride length



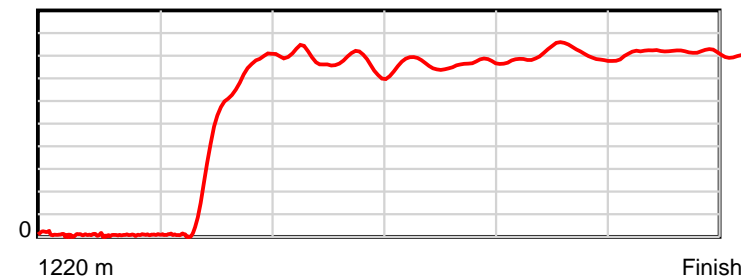
0.6 s Stride duration



20 m/sec Speed



100 % Stride efficiency



Note: Horizontal distance axis grid lines are 200m furlongs.

## Disclaimer.

Tasracing Pty Ltd and Thoroughbred Ratings Pty Ltd accepts no responsibility for the completeness or accuracy of any of the information contained herein, and makes no representations about its suitability for any particular purpose. Users should make their own judgements about those matters and/or seek independent advice. You assume all risks associated with use of the data provided on this page.