



## Race Results

Tasmanian Turf Club, Launceston, October 29, 2014

Compilation date: October 30, 2014, 2:07:23 PM (EST)

Copyright © 2014 Tasracing Pty Ltd. All rights reserved.

### Trademarks.

StrideMASTER is a registered trademark of Thoroughbred Ratings Pty Ltd.

### Disclaimer.

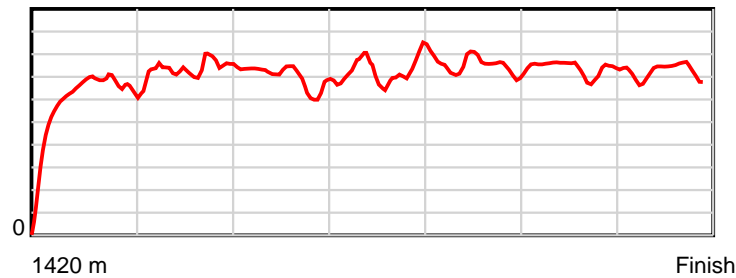
Tasracing Pty Ltd and Thoroughbred Ratings Pty Ltd accepts no responsibility for the completeness or accuracy of any of the information contained herein, and makes no representations about its suitability for any particular purpose. Users should make their own judgements about those matters and/or seek independent advice. You assume all risks associated with use of the data provided on this page.

# Race Results

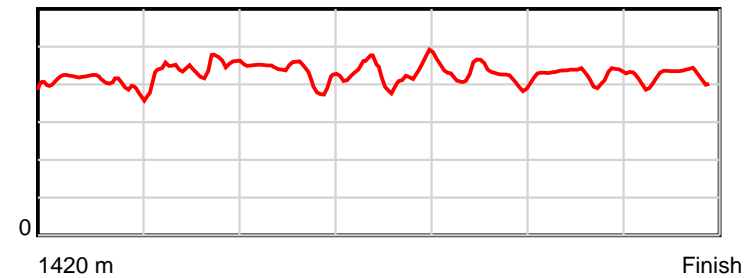
October 29, 2014, Race 4, MDN-SW, Distance 1420m, Mowbray - Offset 9m

Result	TAB no.	Horse (Barrier)	1420 to	1400m to	1200m to	1000m to	800m to	600m to	400m to	200m to	Total or	Margin
1st	4	<b>Goodnight Nurs... (1)</b>	<b>1400m</b>	<b>1200m</b>	<b>1000m</b>	<b>800m</b>	<b>600m</b>	<b>400m</b>	<b>200m</b>	<b>WP</b>	<b>Average</b>	
		Position in running (margin)	-	2(0.4)	4(1.3)	5(3.3)	7(4.8)	6(4.3)	6(2.0)	2(1.4)		0.00
		Sectional time (s)	3.87	11.75	11.88	12.53	11.77	11.20	11.64	11.65		
		Cumulative time (s)	86.27	82.40	70.65	58.78	46.25	34.48	23.28	11.65	1:26.26	
		Speed (m/s)	5.17	17.02	16.84	15.96	16.99	17.86	17.18	17.17	16.46	
		Stride length (m)	1.94	6.72	6.71	6.67	6.52	7.39	7.27	7.13	6.66	
		Stride duration (s)	0.376	0.395	0.399	0.418	0.384	0.414	0.423	0.415	0.405	
		Stride efficiency (%)	5.89	70.62	70.45	69.59	66.48	85.42	82.52	79.39	69.39	
		Stride count	10.30	29.75	29.79	29.97	30.66	27.05	27.52	28.06	213.10	

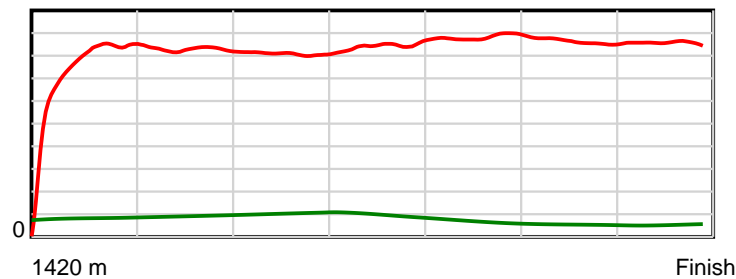
10 m Stride length



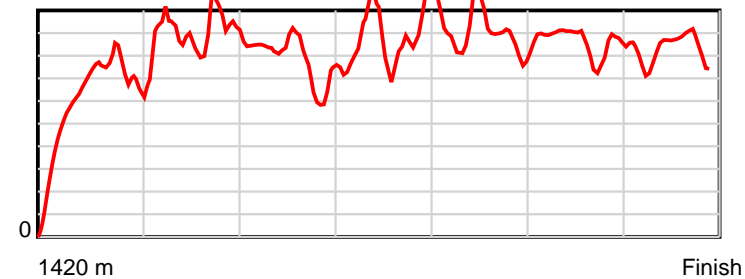
0.6 s Stride duration



20 m/sec Speed



100 % Stride efficiency



Note: Horizontal distance axis grid lines are 200m furlongs.

## Disclaimer.

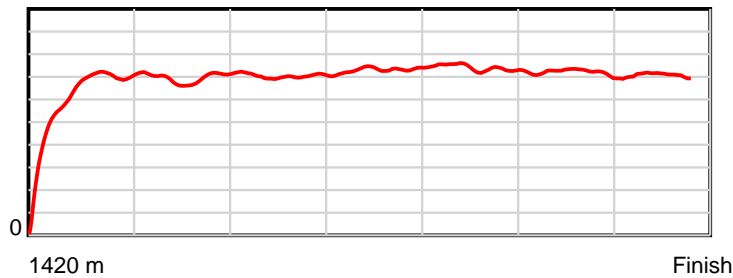
Tasracing Pty Ltd and Thoroughbred Ratings Pty Ltd accepts no responsibility for the completeness or accuracy of any of the information contained herein, and makes no representations about its suitability for any particular purpose. Users should make their own judgements about those matters and/or seek independent advice. You assume all risks associated with use of the data provided on this page.

# Race Results

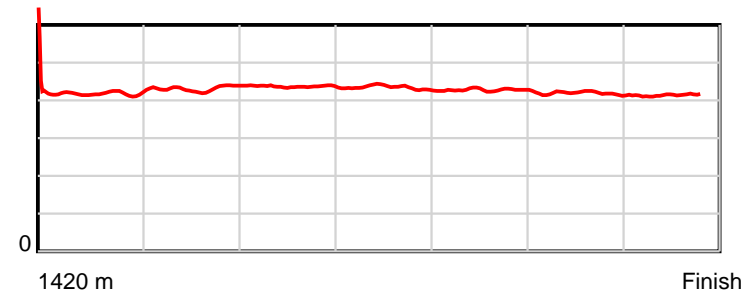
October 29, 2014, Race 4, MDN-SW, Distance 1420m, Mowbray - Offset 9m

Result	TAB no.	Horse (Barrier)	1420 to	1400m to	1200m to	1000m to	800m to	600m to	400m to	200m to	Total or	Margin
2nd	8	<b>Thing One (2)</b>	<b>1400m</b>	<b>1200m</b>	<b>1000m</b>	<b>800m</b>	<b>600m</b>	<b>400m</b>	<b>200m</b>	<b>WP</b>	<b>Average</b>	
		Position in running (margin)	-	1(0.0)	5(2.0)	8(6.0)	8(6.9)	8(5.7)	8(4.2)	8(3.5)		0.40
		Sectional time (s)	3.55	11.94	12.21	12.42	11.64	11.33	11.62	11.63		
		Cumulative time (s)	86.34	82.79	70.85	58.64	46.23	34.58	23.25	11.63	1:26.34	
		Speed (m/s)	5.63	16.75	16.38	16.10	17.18	17.65	17.21	17.20	16.45	
		Stride length (m)	2.26	6.99	7.04	7.04	7.46	7.54	7.24	7.09	6.98	
		Stride duration (s)	0.432	0.417	0.430	0.437	0.434	0.427	0.421	0.412	0.424	
		Stride efficiency (%)	7.97	76.33	77.43	77.42	87.06	88.79	81.84	78.56	76.11	
		Stride count	8.85	28.62	28.41	28.41	26.80	26.53	27.64	28.21	203.47	

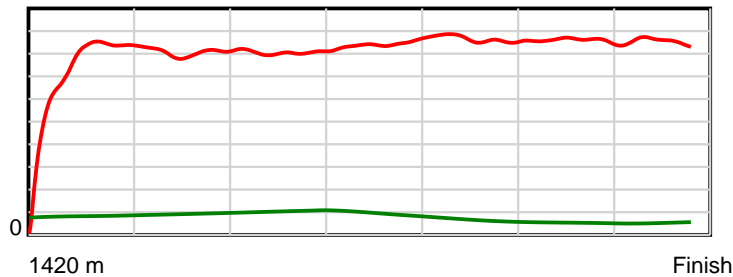
10 m Stride length



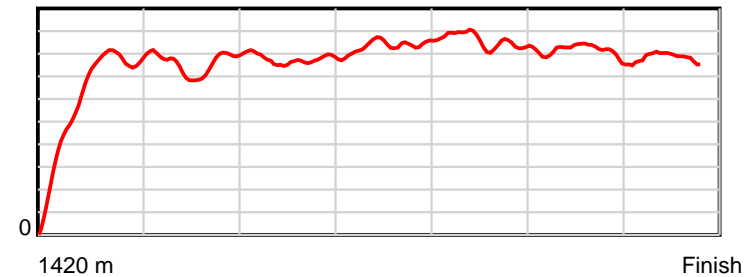
0.6 s Stride duration



20 m/sec Speed



100 % Stride efficiency



Note: Horizontal distance axis grid lines are 200m furlongs.

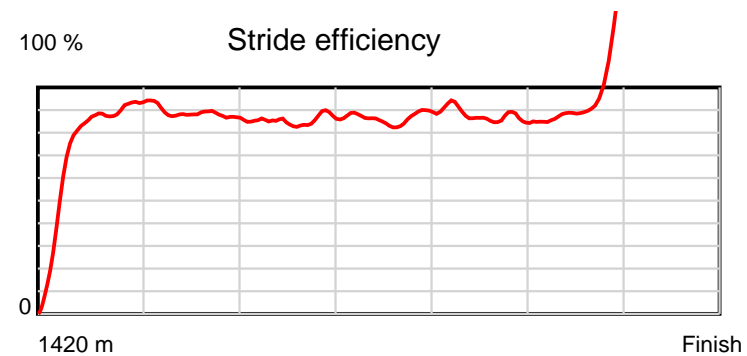
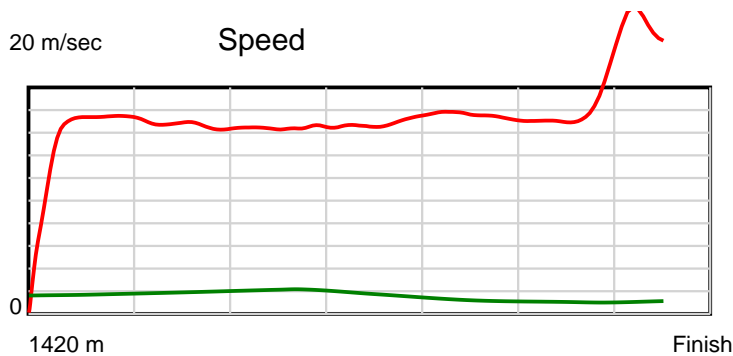
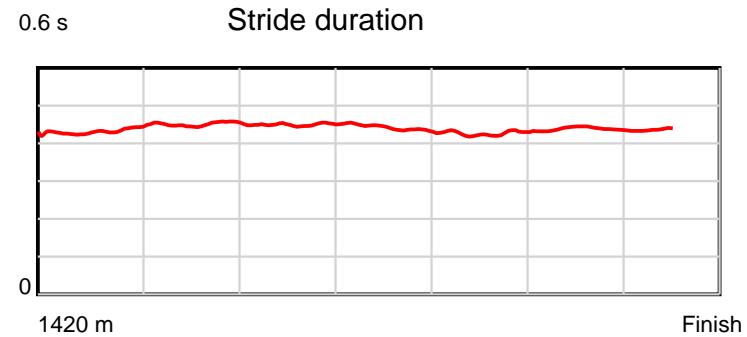
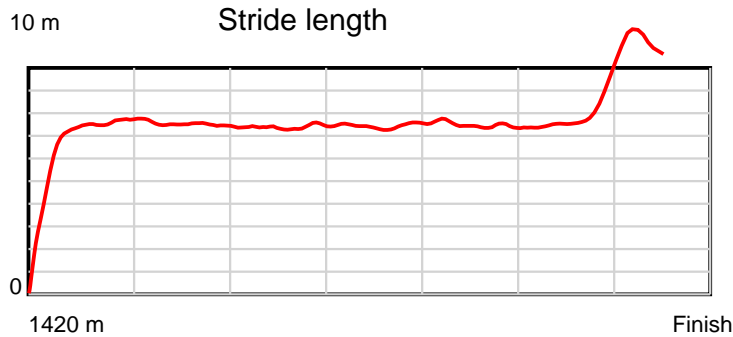
## Disclaimer.

Tasracing Pty Ltd and Thoroughbred Ratings Pty Ltd accepts no responsibility for the completeness or accuracy of any of the information contained herein, and makes no representations about its suitability for any particular purpose. Users should make their own judgements about those matters and/or seek independent advice. You assume all risks associated with use of the data provided on this page.

# Race Results

October 29, 2014, Race 4, MDN-SW, Distance 1420m, Mowbray - Offset 9m

Result	TAB no.	Horse (Barrier)	1420 to	1400m to	1200m to	1000m to	800m to	600m to	400m to	200m to	Total or	Margin
3rd	7	<b>So Much Fun (3)</b>	<b>1400m</b>	<b>1200m</b>	<b>1000m</b>	<b>800m</b>	<b>600m</b>	<b>400m</b>	<b>200m</b>	<b>WP</b>	<b>Average</b>	
		Position in running (margin)	-	8(19.1)	8(5.9)	4(3.1)	3(2.4)	3(2.9)	4(0.9)	3(1.5)		0.60
		Sectional time (s)	11.74	9.40	11.08	12.16	11.92	11.26	11.85	6.98		
		Cumulative time (s)	86.38	74.64	65.24	54.16	42.01	30.09	18.83	6.98	1:26.37	
		Speed (m/s)	1.70	21.28	18.05	16.45	16.78	17.76	16.88	28.65	16.44	
		Stride length (m)	1.28	9.10	8.09	7.40	7.51	7.57	7.38	12.48	7.65	
		Stride duration (s)	0.446	0.428	0.448	0.450	0.447	0.426	0.437	0.436	0.465	
		Stride efficiency (%)	2.55	129.50	102.28	85.59	88.10	89.47	85.13	243.45	91.50	
		Stride count	15.67	21.97	24.72	27.02	26.64	26.43	27.10	16.02	185.57	



Note: Horizontal distance axis grid lines are 200m furlongs.

**Disclaimer.**

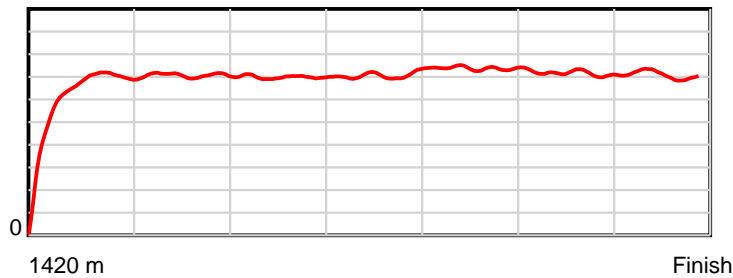
Tasracing Pty Ltd and Thoroughbred Ratings Pty Ltd accepts no responsibility for the completeness or accuracy of any of the information contained herein, and makes no representations about its suitability for any particular purpose. Users should make their own judgements about those matters and/or seek independent advice. You assume all risks associated with use of the data provided on this page.

# Race Results

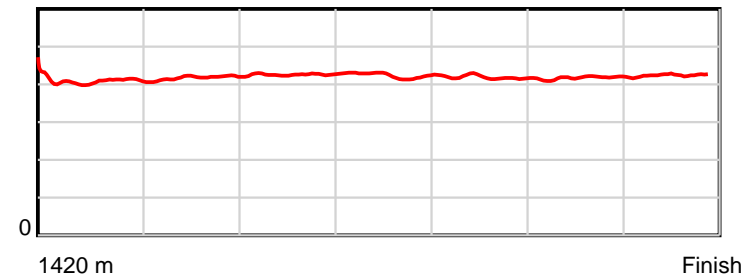
October 29, 2014, Race 4, MDN-SW, Distance 1420m, Mowbray - Offset 9m

Result	TAB no.	Horse (Barrier)	1420 to	1400m to	1200m to	1000m to	800m to	600m to	400m to	200m to	Total or	Margin
4th	3	Frogmoor Louie (5)	1400m	1200m	1000m	800m	600m	400m	200m	WP	Average	
		Position in running (margin)	-	5(4.8)	6(2.5)	6(4.1)	5(4.5)	7(4.6)	5(2.0)	6(2.4)		2.10
		Sectional time (s)	4.49	11.22	11.82	12.33	11.87	11.14	11.82	11.97		
		Cumulative time (s)	86.65	82.16	70.94	59.13	46.80	34.93	23.79	11.97	1:26.65	
		Speed (m/s)	4.45	17.83	16.92	16.22	16.85	17.95	16.92	16.71	16.39	
		Stride length (m)	1.96	7.26	7.05	6.89	7.14	7.53	7.05	7.07	6.88	
		Stride duration (s)	0.446	0.407	0.416	0.425	0.424	0.419	0.417	0.423	0.420	
		Stride efficiency (%)	5.99	82.32	77.65	74.23	79.72	88.49	77.77	78.06	73.97	
		Stride count	10.21	27.56	28.37	29.02	28.00	26.58	28.35	28.30	206.39	

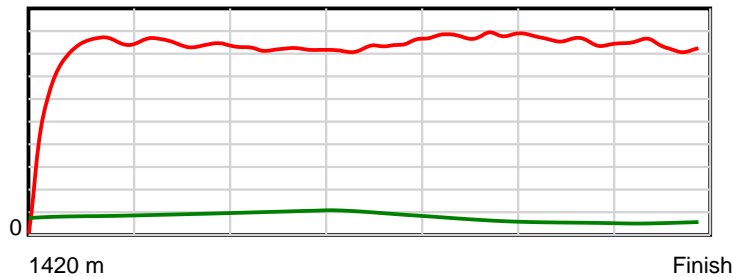
10 m Stride length



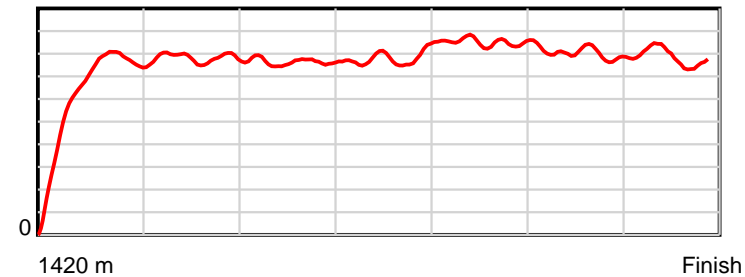
0.6 s Stride duration



20 m/sec Speed



100 % Stride efficiency



Note: Horizontal distance axis grid lines are 200m furlongs.

## Disclaimer.

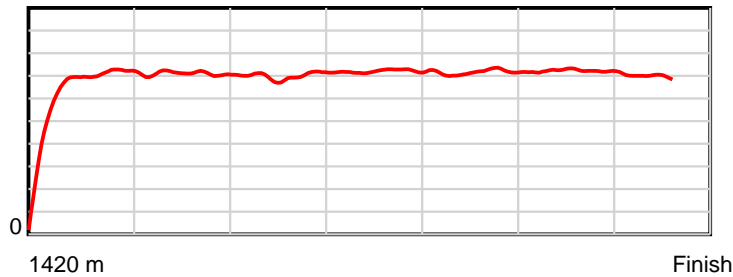
Tasracing Pty Ltd and Thoroughbred Ratings Pty Ltd accepts no responsibility for the completeness or accuracy of any of the information contained herein, and makes no representations about its suitability for any particular purpose. Users should make their own judgements about those matters and/or seek independent advice. You assume all risks associated with use of the data provided on this page.

# Race Results

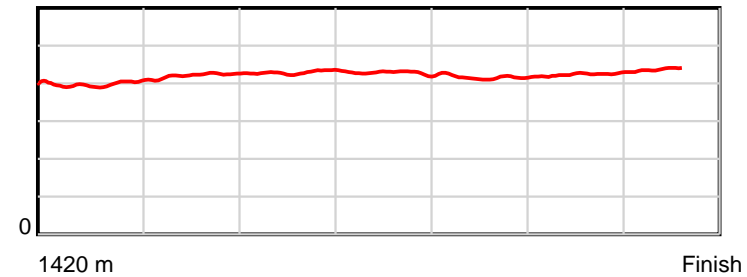
October 29, 2014, Race 4, MDN-SW, Distance 1420m, Mowbray - Offset 9m

Result	TAB no.	Horse (Barrier)	1420 to	1400m to	1200m to	1000m to	800m to	600m to	400m to	200m to	Total or	Margin
5th	6	Sh'bourne Bel (4)	1400m	1200m	1000m	800m	600m	400m	200m	WP	Average	
		Position in running (margin)	-	7(17.2)	7(4.6)	2(1.2)	2(1.0)	2(1.1)	1(0.0)	1(0.0)		2.20
		Sectional time (s)	6.69	9.50	10.97	12.23	11.86	11.40	11.75	12.26		
		Cumulative time (s)	86.67	79.98	70.48	59.51	47.27	35.41	24.01	12.26	1:26.67	
		Speed (m/s)	2.99	21.05	18.23	16.35	16.86	17.54	17.02	16.31	16.38	
		Stride length (m)	1.48	8.29	7.58	6.96	7.27	7.34	7.15	7.07	6.97	
		Stride duration (s)	0.500	0.394	0.416	0.426	0.431	0.418	0.420	0.434	0.425	
		Stride efficiency (%)	3.44	107.39	89.81	75.71	82.64	84.26	79.88	78.16	75.93	
		Stride count	13.48	24.13	26.38	28.73	27.50	27.24	27.97	28.28	203.71	

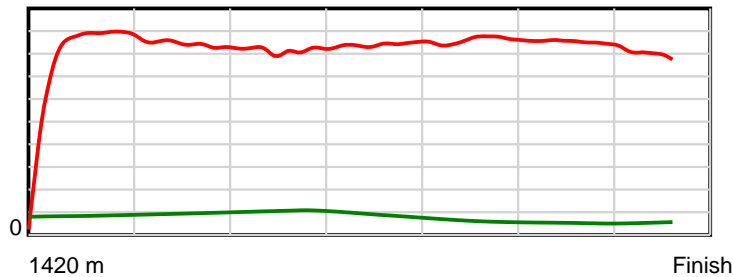
10 m Stride length



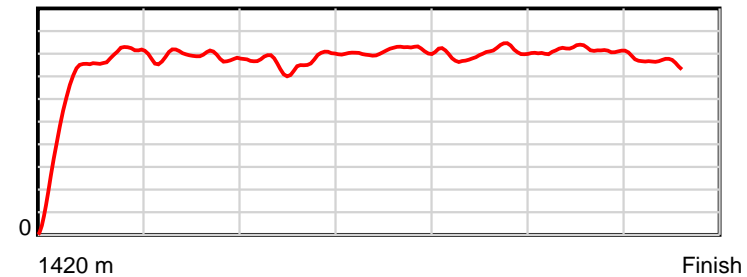
0.6 s Stride duration



20 m/sec Speed



100 % Stride efficiency



Note: Horizontal distance axis grid lines are 200m furlongs.

**Disclaimer.**

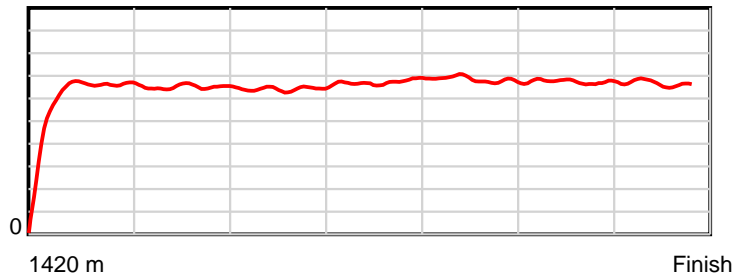
Tasracing Pty Ltd and Thoroughbred Ratings Pty Ltd accepts no responsibility for the completeness or accuracy of any of the information contained herein, and makes no representations about its suitability for any particular purpose. Users should make their own judgements about those matters and/or seek independent advice. You assume all risks associated with use of the data provided on this page.

# Race Results

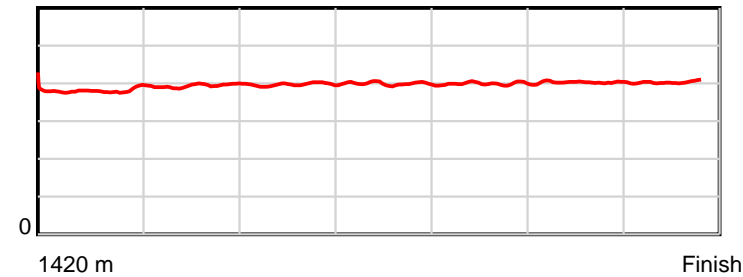
October 29, 2014, Race 4, MDN-SW, Distance 1420m, Mowbray - Offset 9m

Result	TAB no.	Horse (Barrier)	1420 to	1400m to	1200m to	1000m to	800m to	600m to	400m to	200m to	Total or	Margin
6th	1	Asarum (6)	1400m	1200m	1000m	800m	600m	400m	200m	WP	Average	
		Position in running (margin)	-	6(6.4)	2(1.1)	3(2.7)	4(3.3)	4(2.9)	7(2.3)	7(3.4)		4.50
		Sectional time (s)	5.01	10.71	11.80	12.38	11.78	11.48	11.93	12.01		
		Cumulative time (s)	87.10	82.09	71.38	59.58	47.20	35.42	23.94	12.01	1:27.09	
		Speed (m/s)	3.99	18.67	16.95	16.16	16.98	17.42	16.76	16.65	16.30	
		Stride length (m)	1.58	7.07	6.66	6.42	6.77	6.93	6.73	6.72	6.46	
		Stride duration (s)	0.392	0.379	0.393	0.397	0.399	0.398	0.401	0.404	0.396	
		Stride efficiency (%)	3.91	78.10	69.37	64.39	71.68	75.13	70.82	70.55	65.12	
		Stride count	12.65	28.29	30.02	31.16	29.53	28.84	29.71	29.77	219.97	

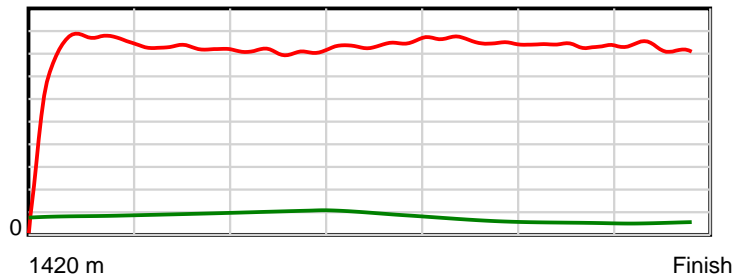
10 m Stride length



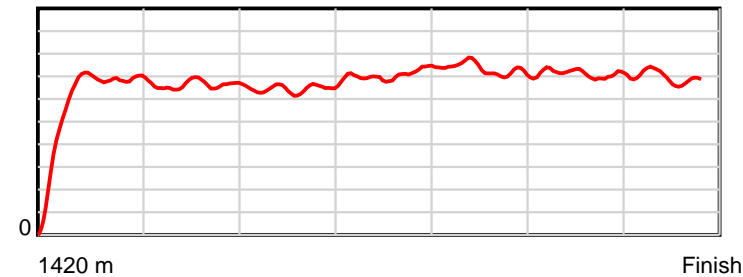
0.6 s Stride duration



20 m/sec Speed



100 % Stride efficiency



Note: Horizontal distance axis grid lines are 200m furlongs.

**Disclaimer.**

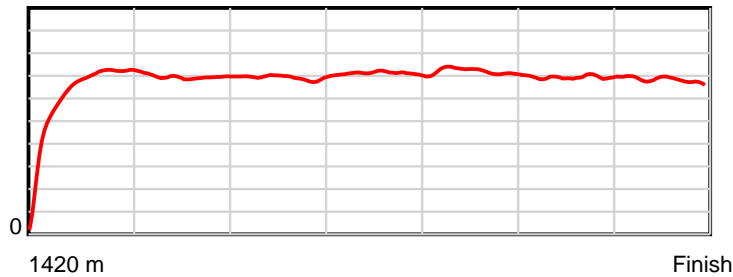
Tasracing Pty Ltd and Thoroughbred Ratings Pty Ltd accepts no responsibility for the completeness or accuracy of any of the information contained herein, and makes no representations about its suitability for any particular purpose. Users should make their own judgements about those matters and/or seek independent advice. You assume all risks associated with use of the data provided on this page.

# Race Results

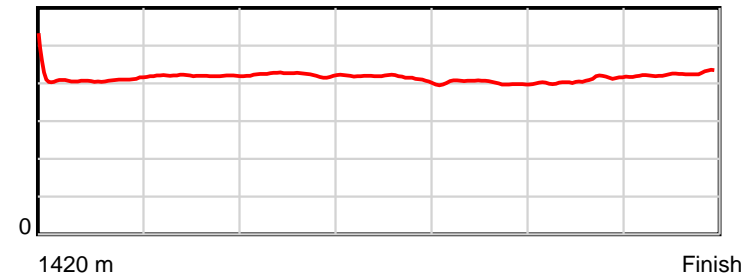
October 29, 2014, Race 4, MDN-SW, Distance 1420m, Mowbray - Offset 9m

Result	TAB no.	Horse (Barrier)	1420 to	1400m to	1200m to	1000m to	800m to	600m to	400m to	200m to	Total or	Margin
7th	2	Unparalleled (8)	1400m	1200m	1000m	800m	600m	400m	200m	WP	Average	
		Position in running (margin)	-	3(1.5)	3(1.2)	7(4.4)	6(4.5)	5(4.0)	3(0.6)	4(2.0)		5.80
		Sectional time (s)	4.23	11.54	12.07	12.30	11.76	11.01	11.98	12.44		
		Cumulative time (s)	87.34	83.11	71.57	59.50	47.20	35.44	24.42	12.44	1:27.34	
		Speed (m/s)	4.73	17.33	16.57	16.26	17.01	18.17	16.69	16.08	16.26	
		Stride length (m)	2.20	7.08	6.96	6.89	7.07	7.29	6.80	6.83	6.78	
		Stride duration (s)	0.452	0.408	0.420	0.424	0.416	0.402	0.407	0.425	0.417	
		Stride efficiency (%)	7.56	78.26	75.62	74.15	78.06	83.16	72.20	72.85	71.75	
		Stride count	9.09	28.26	28.75	29.03	28.30	27.42	29.42	29.29	209.56	

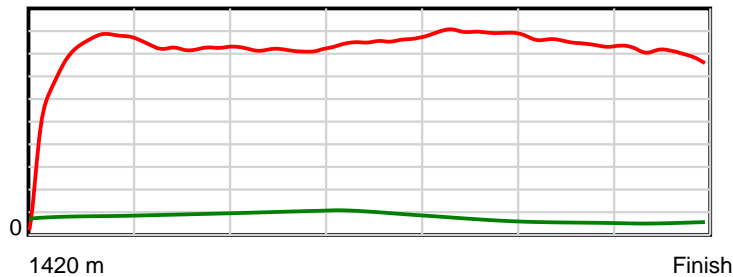
10 m Stride length



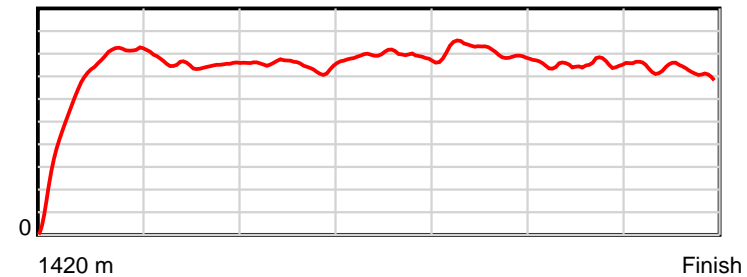
0.6 s Stride duration



20 m/sec Speed



100 % Stride efficiency



Note: Horizontal distance axis grid lines are 200m furlongs.

## Disclaimer.

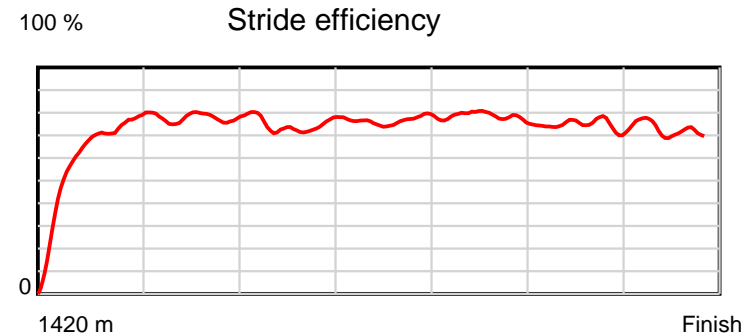
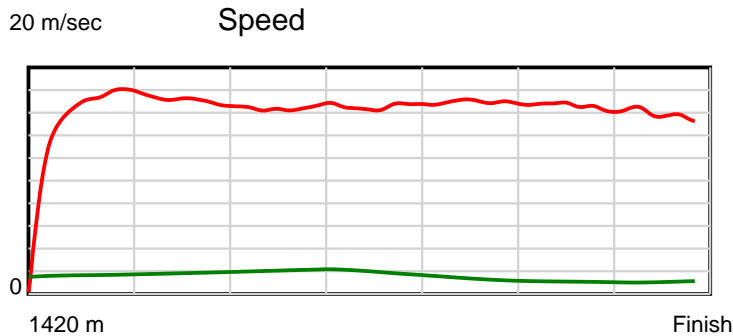
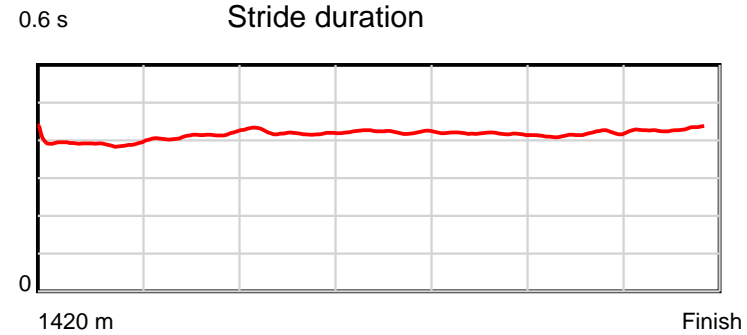
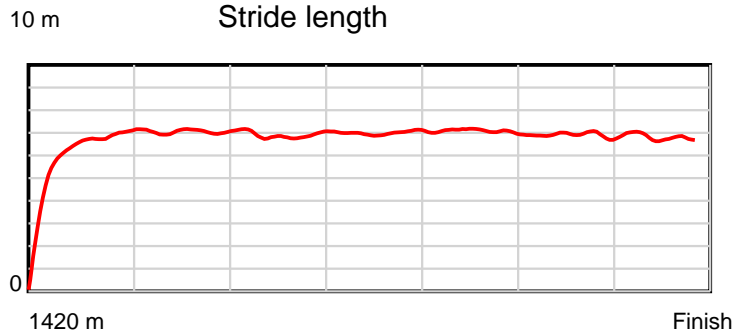
Tasracing Pty Ltd and Thoroughbred Ratings Pty Ltd accepts no responsibility for the completeness or accuracy of any of the information contained herein, and makes no representations about its suitability for any particular purpose. Users should make their own judgements about those matters and/or seek independent advice. You assume all risks associated with use of the data provided on this page.



# Race Results

October 29, 2014, Race 4, MDN-SW, Distance 1420m, Mowbray - Offset 9m

Result	TAB no.	Horse (Barrier)	1420 to	1400m to	1200m to	1000m to	800m to	600m to	400m to	200m to	Total or	Margin
8th	5	<b>Mercana Magic (7)</b>	<b>1400m</b>	<b>1200m</b>	<b>1000m</b>	<b>800m</b>	<b>600m</b>	<b>400m</b>	<b>200m</b>	<b>WP</b>	<b>Average</b>	
		Position in running (margin)	-	4(2.3)	1(0.0)	1(0.0)	1(0.0)	1(0.0)	2(0.5)	5(2.3)		6.30
		Sectional time (s)	4.23	11.22	11.54	12.27	11.85	11.67	12.05	12.61		
		Cumulative time (s)	87.43	83.20	71.99	60.45	48.18	36.33	24.66	12.61	1:27.43	
		Speed (m/s)	4.72	17.83	17.33	16.30	16.88	17.14	16.60	15.86	16.24	
		Stride length (m)	1.94	6.96	7.12	6.87	7.13	7.17	6.90	6.81	6.74	
		Stride duration (s)	0.415	0.390	0.411	0.421	0.422	0.418	0.415	0.430	0.415	
		Stride efficiency (%)	5.88	75.64	79.28	73.70	79.45	80.40	74.37	72.48	71.08	
		Stride count	10.31	28.75	28.08	29.12	28.05	27.88	28.99	29.37	210.55	



Note: Horizontal distance axis grid lines are 200m furlongs.

**Disclaimer.**

Tasracing Pty Ltd and Thoroughbred Ratings Pty Ltd accepts no responsibility for the completeness or accuracy of any of the information contained herein, and makes no representations about its suitability for any particular purpose. Users should make their own judgements about those matters and/or seek independent advice. You assume all risks associated with use of the data provided on this page.