



Race Results

Tasmanian Turf Club, Launceston, October 29, 2014

Compilation date: October 30, 2014, 2:08:54 PM (EST)

Copyright © 2014 Tasracing Pty Ltd. All rights reserved.

Trademarks.

StrideMASTER is a registered trademark of Thoroughbred Ratings Pty Ltd.

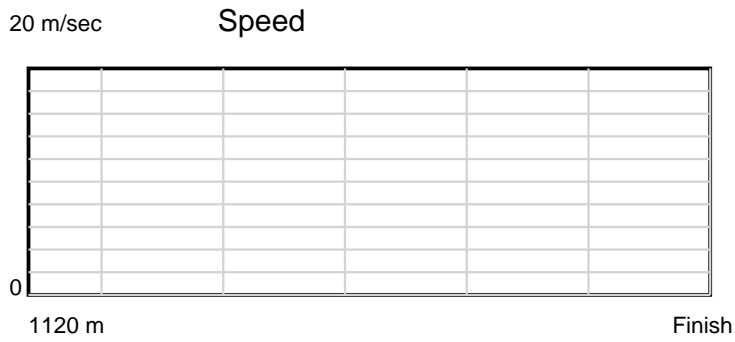
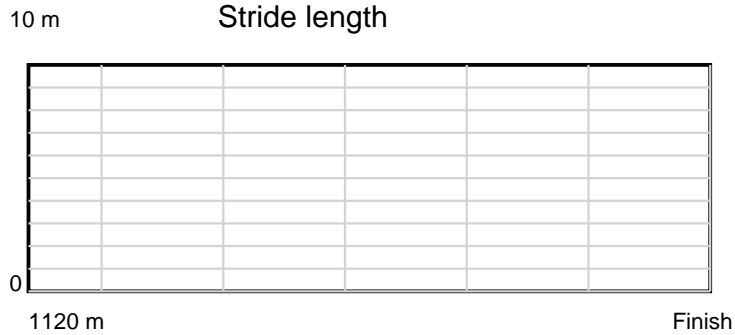
Disclaimer.

Tasracing Pty Ltd and Thoroughbred Ratings Pty Ltd accepts no responsibility for the completeness or accuracy of any of the information contained herein, and makes no representations about its suitability for any particular purpose. Users should make their own judgements about those matters and/or seek independent advice. You assume all risks associated with use of the data provided on this page.

Race Results

October 29, 2014, Race 6, OPN Qlty, Distance 1120m, Mowbray - Offset 9m

Result	TAB no.	Horse (Barrier)	1120 to	1000m to	800m to	600m to	400m to	200m to	Total or	Margin
1st	3	Sh'bourne Spir... (2)								
		Position in running (margin)								
		Sectional time (s)								
		Cumulative time (s)								
		Speed (m/s)								
		Stride length (m)								
		Stride duration (s)								
		Stride efficiency (%)								
		Stride count								



Note: Horizontal distance axis grid lines are 200m furlongs.

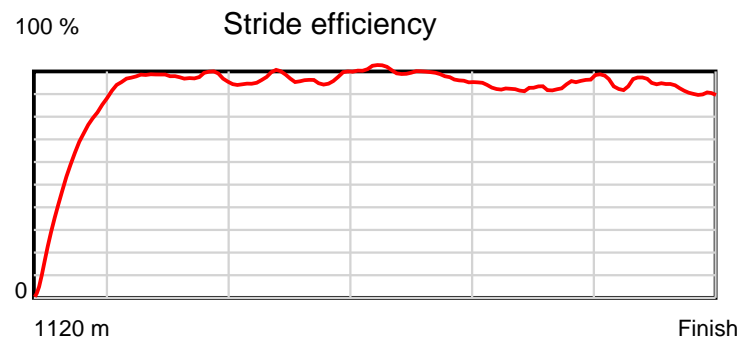
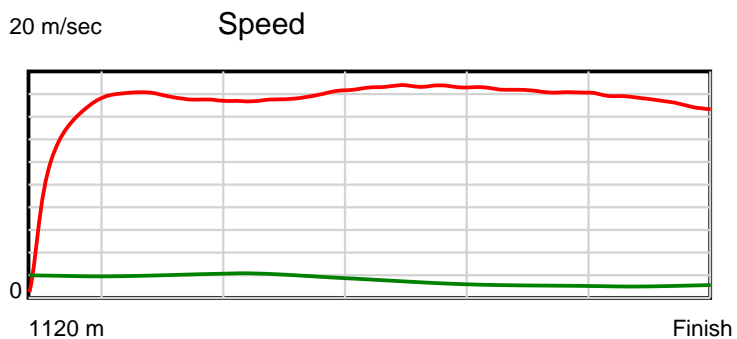
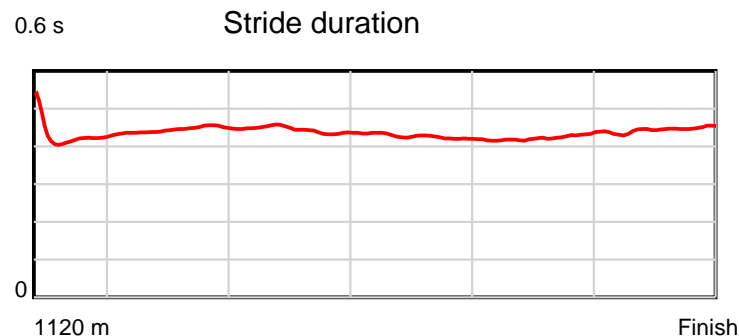
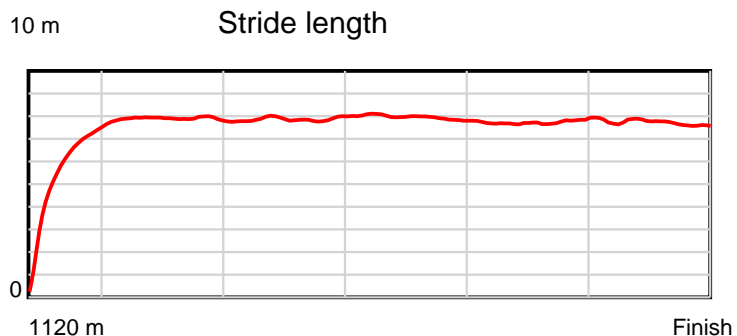
Disclaimer.

Tasracing Pty Ltd and Thoroughbred Ratings Pty Ltd accepts no responsibility for the completeness or accuracy of any of the information contained herein, and makes no representations about its suitability for any particular purpose. Users should make their own judgements about those matters and/or seek independent advice. You assume all risks associated with use of the data provided on this page.

Race Results

October 29, 2014, Race 6, OPN Qlty, Distance 1120m, Mowbray - Offset 9m

Result	TAB no.	Horse (Barrier)	1120 to	1000m to	800m to	600m to	400m to	200m to	Total or	Margin
2nd	5	Private Curren... (4)	1000m	800m	600m	400m	200m	WP	Average	
		Position in running (margin)	-	1(0.0)	1(0.0)	1(0.0)	1(0.0)	1(0.0)		0.80
		Sectional time (s)	9.02	11.06	11.30	10.82	11.09	11.70		
		Cumulative time (s)	64.99	55.97	44.92	33.62	22.79	11.70	1:04.98	
		Speed (m/s)	13.30	18.08	17.70	18.48	18.03	17.09	17.23	
		Stride length (m)	5.49	8.03	7.84	7.87	7.62	7.58	7.45	
		Stride duration (s)	0.439	0.444	0.443	0.426	0.423	0.443	0.432	
		Stride efficiency (%)	47.16	100.87	96.03	96.70	90.83	89.70	86.78	
		Stride count	21.84	24.89	25.51	25.42	26.23	26.40	150.29	



Note: Horizontal distance axis grid lines are 200m furlongs.

Disclaimer.

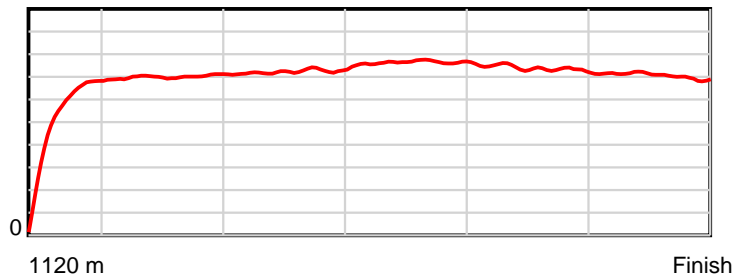
Tasracing Pty Ltd and Thoroughbred Ratings Pty Ltd accepts no responsibility for the completeness or accuracy of any of the information contained herein, and makes no representations about its suitability for any particular purpose. Users should make their own judgements about those matters and/or seek independent advice. You assume all risks associated with use of the data provided on this page.

Race Results

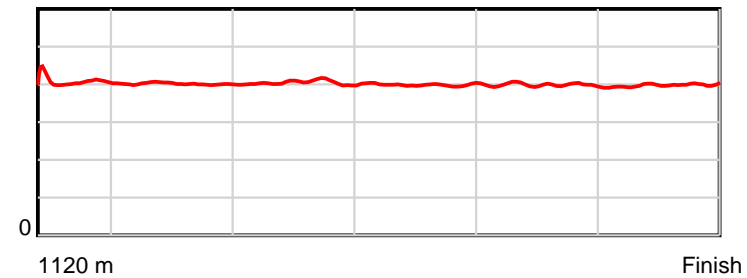
October 29, 2014, Race 6, OPN Qlty, Distance 1120m, Mowbray - Offset 9m

Result	TAB no.	Horse (Barrier)	1120 to	1000m to	800m to	600m to	400m to	200m to	Total or	Margin
3rd	1	Geegees Blackf... (3)	1000m	800m	600m	400m	200m	WP	Average	
		Position in running (margin)	-	2(1.0)	2(2.7)	3(3.2)	3(2.3)	2(2.2)		0.90
		Sectional time (s)	9.20	11.34	11.39	10.67	11.09	11.33		
		Cumulative time (s)	65.01	55.81	44.48	33.09	22.42	11.33	1:05.01	
		Speed (m/s)	13.05	17.64	17.56	18.74	18.03	17.65	17.23	
		Stride length (m)	5.07	7.06	7.10	7.45	7.17	7.03	6.85	
		Stride duration (s)	0.412	0.400	0.404	0.397	0.398	0.398	0.398	
		Stride efficiency (%)	40.12	77.80	78.71	86.66	80.40	77.26	73.43	
		Stride count	23.68	28.35	28.18	26.86	27.88	28.44	163.39	

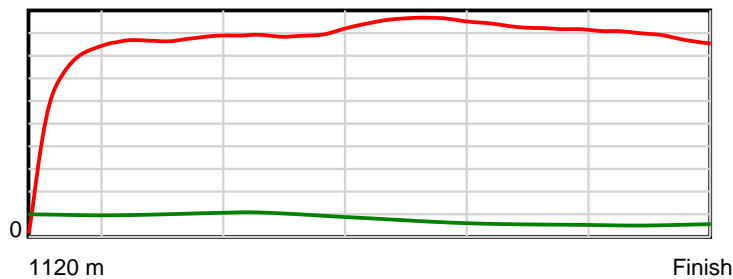
10 m Stride length



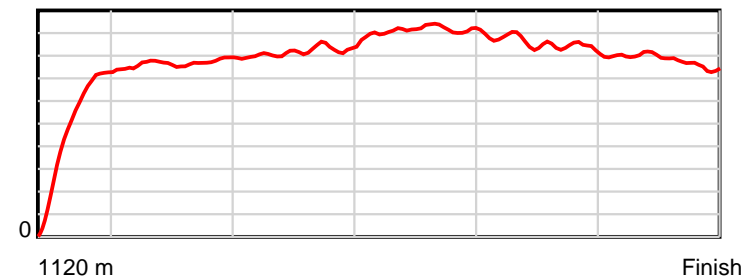
0.6 s Stride duration



20 m/sec Speed



100 % Stride efficiency



Note: Horizontal distance axis grid lines are 200m furlongs.

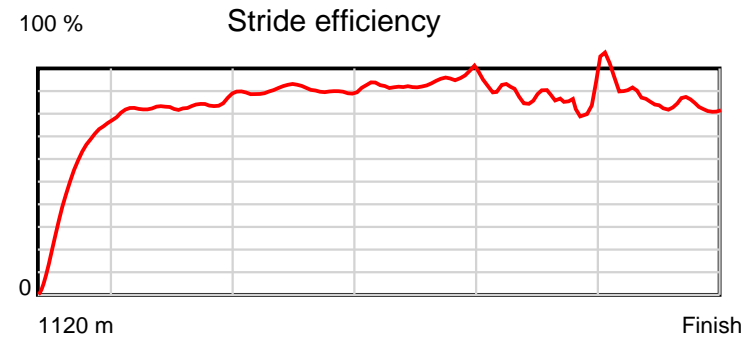
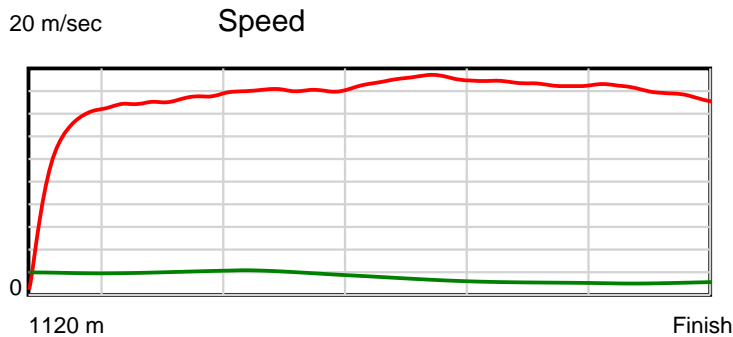
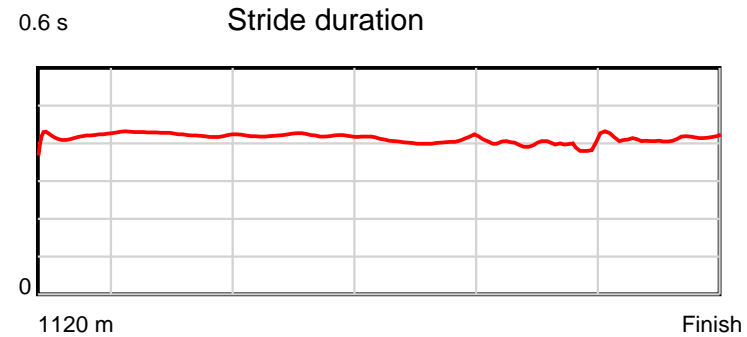
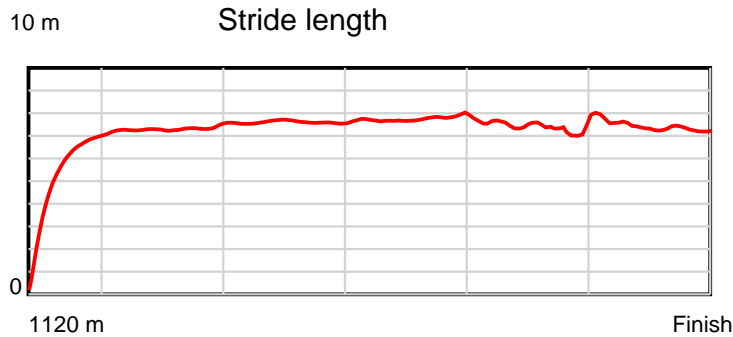
Disclaimer.

Tasracing Pty Ltd and Thoroughbred Ratings Pty Ltd accepts no responsibility for the completeness or accuracy of any of the information contained herein, and makes no representations about its suitability for any particular purpose. Users should make their own judgements about those matters and/or seek independent advice. You assume all risks associated with use of the data provided on this page.

Race Results

October 29, 2014, Race 6, OPN Qlty, Distance 1120m, Mowbray - Offset 9m

Result	TAB no.	Horse (Barrier)	1120 to	1000m to	800m to	600m to	400m to	200m to	Total or	Margin
4th	2	Inner Warrior (6)	1000m	800m	600m	400m	200m	WP	Average	
		Position in running (margin)	-	4(2.9)	4(5.4)	4(4.3)	5(3.2)	4(2.7)		1.10
		Sectional time (s)	9.45	11.47	11.12	10.65	11.02	11.34		
		Cumulative time (s)	65.04	55.59	44.12	33.01	22.36	11.34	1:05.04	
		Speed (m/s)	12.70	17.44	17.99	18.78	18.15	17.64	17.22	
		Stride length (m)	5.16	7.39	7.57	7.65	7.10	7.24	7.06	
		Stride duration (s)	0.422	0.424	0.421	0.407	0.391	0.411	0.410	
		Stride efficiency (%)	41.53	85.36	89.48	91.38	78.71	81.98	77.82	
		Stride count	23.28	27.06	26.43	26.15	28.18	27.61	158.71	



Note: Horizontal distance axis grid lines are 200m furlongs.

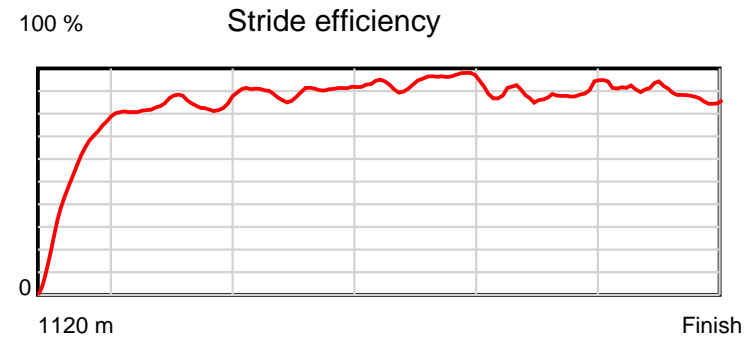
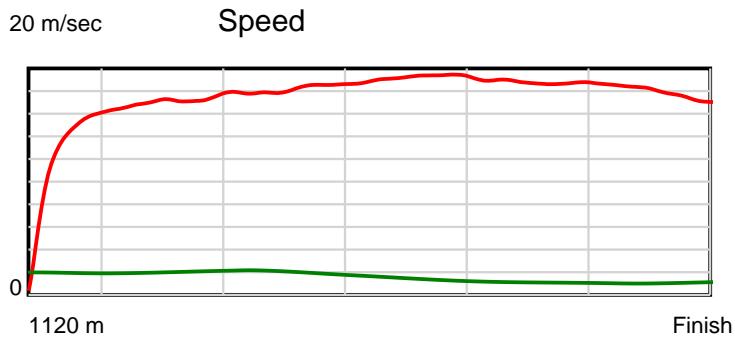
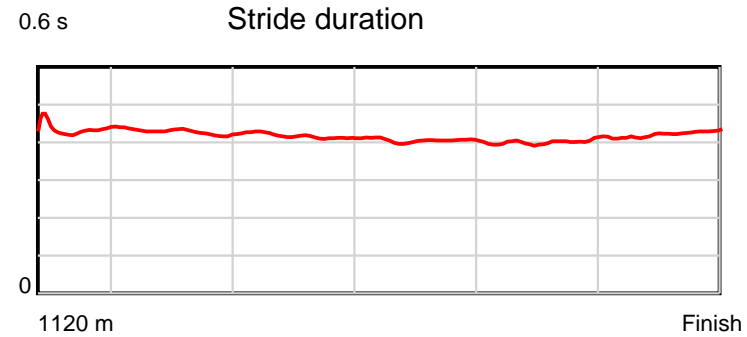
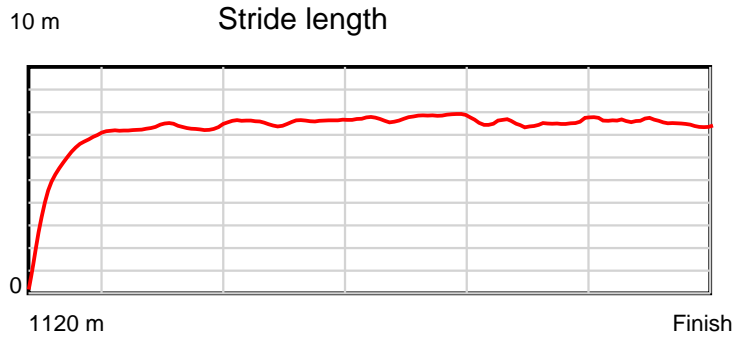
Disclaimer.

Tasracing Pty Ltd and Thoroughbred Ratings Pty Ltd accepts no responsibility for the completeness or accuracy of any of the information contained herein, and makes no representations about its suitability for any particular purpose. Users should make their own judgements about those matters and/or seek independent advice. You assume all risks associated with use of the data provided on this page.

Race Results

October 29, 2014, Race 6, OPN Qlty, Distance 1120m, Mowbray - Offset 9m

Result	TAB no.	Horse (Barrier)	1120 to	1000m to	800m to	600m to	400m to	200m to	Total or	Margin
5th	4	Streetwise Sav... (5)	1000m	800m	600m	400m	200m	WP	Average	
		Position in running (margin)	-	5(3.4)	5(6.2)	5(5.3)	4(3.2)	3(2.4)		2.10
		Sectional time (s)	9.64	11.52	11.15	10.47	10.97	11.47		
		Cumulative time (s)	65.22	55.58	44.06	32.91	22.44	11.47	1:05.21	
		Speed (m/s)	12.45	17.36	17.94	19.10	18.23	17.44	17.17	
		Stride length (m)	5.21	7.42	7.47	7.70	7.26	7.40	7.12	
		Stride duration (s)	0.441	0.427	0.416	0.403	0.398	0.425	0.415	
		Stride efficiency (%)	42.38	86.03	87.10	92.72	82.45	85.67	79.24	
		Stride count	23.04	26.95	26.79	25.96	27.53	27.01	157.28	



Note: Horizontal distance axis grid lines are 200m furlongs.

Disclaimer.

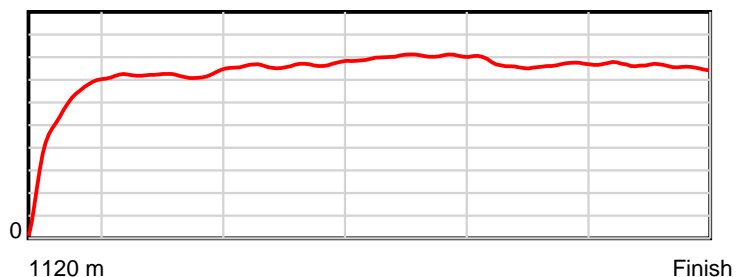
Tasracing Pty Ltd and Thoroughbred Ratings Pty Ltd accepts no responsibility for the completeness or accuracy of any of the information contained herein, and makes no representations about its suitability for any particular purpose. Users should make their own judgements about those matters and/or seek independent advice. You assume all risks associated with use of the data provided on this page.

Race Results

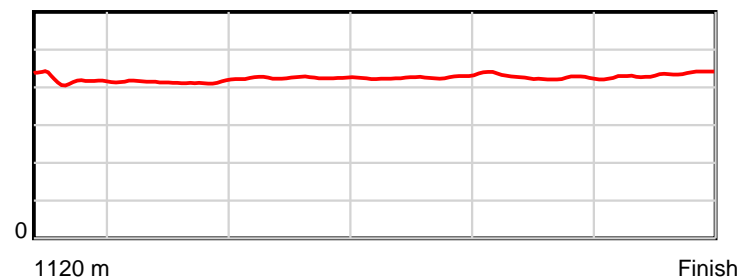
October 29, 2014, Race 6, OPN Qlty, Distance 1120m, Mowbray - Offset 9m

Result	TAB no.	Horse (Barrier)	1120 to	1000m to	800m to	600m to	400m to	200m to	Total or	Margin
6th	6	Classic Outlaw (1)	1000m	800m	600m	400m	200m	WP	Average	
		Position in running (margin)	-	3(2.1)	3(3.2)	2(2.4)	2(2.1)	5(3.0)		3.40
		Sectional time (s)	9.52	11.23	11.17	10.78	11.24	11.51		
		Cumulative time (s)	65.45	55.93	44.70	33.53	22.75	11.51	1:05.45	
		Speed (m/s)	12.61	17.81	17.91	18.55	17.79	17.38	17.11	
		Stride length (m)	5.12	7.38	7.61	7.91	7.57	7.56	7.23	
		Stride duration (s)	0.419	0.414	0.425	0.427	0.425	0.435	0.422	
		Stride efficiency (%)	40.88	85.15	90.52	97.88	89.50	89.32	81.61	
		Stride count	23.46	27.09	26.28	25.27	26.43	26.45	154.98	

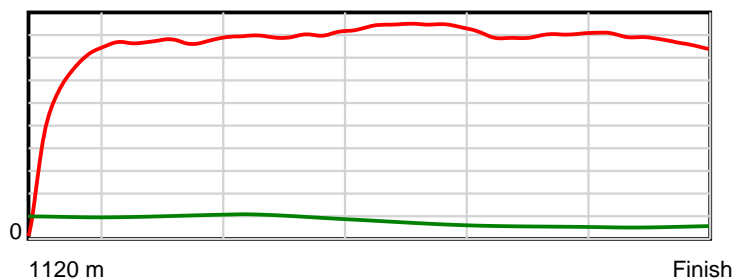
10 m Stride length



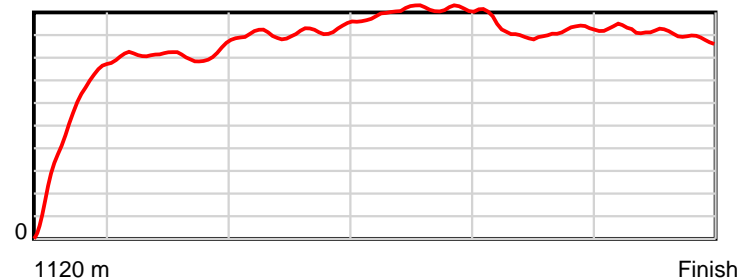
0.6 s Stride duration



20 m/sec Speed



100 % Stride efficiency



Note: Horizontal distance axis grid lines are 200m furlongs.

Disclaimer.

Tasracing Pty Ltd and Thoroughbred Ratings Pty Ltd accepts no responsibility for the completeness or accuracy of any of the information contained herein, and makes no representations about its suitability for any particular purpose. Users should make their own judgements about those matters and/or seek independent advice. You assume all risks associated with use of the data provided on this page.