



Race Results

Tasmanian Turf Club, Launceston, October 29, 2014

Compilation date: October 30, 2014, 2:11:07 PM (EST)

Copyright © 2014 Tasracing Pty Ltd. All rights reserved.

Trademarks.

StrideMASTER is a registered trademark of Thoroughbred Ratings Pty Ltd.

Disclaimer.

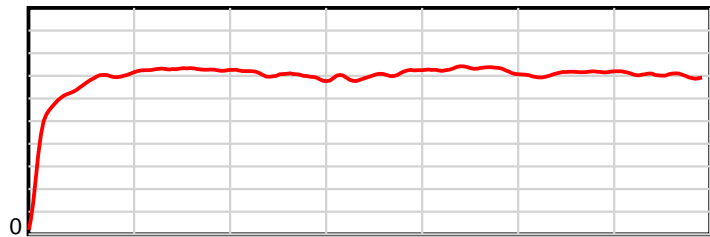
Tasracing Pty Ltd and Thoroughbred Ratings Pty Ltd accepts no responsibility for the completeness or accuracy of any of the information contained herein, and makes no representations about its suitability for any particular purpose. Users should make their own judgements about those matters and/or seek independent advice. You assume all risks associated with use of the data provided on this page.

Race Results

October 29, 2014, Race 7, BM72, Distance 1420m, Mowbray - Offset 9m

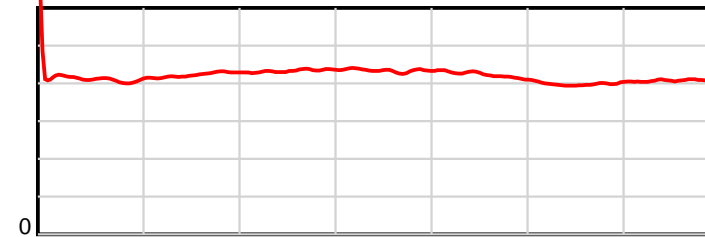
| Result | TAB no. | Horse (Barrier) | 1420 to | 1400m to | 1200m to | 1000m to | 800m to | 600m to | 400m to | 200m to | Total or | Margin |
|--------|---------|------------------------------|--------------|--------------|--------------|-------------|-------------|-------------|-------------|-----------|----------------|--------|
| 1st | 5 | Geegees Velvet (3) | 1400m | 1200m | 1000m | 800m | 600m | 400m | 200m | WP | Average | |
| | | Position in running (margin) | - | 4(1.3) | 4(1.5) | 5(3.0) | 5(3.2) | 4(2.7) | 4(1.7) | 3(0.7) | | 0.00 |
| | | Sectional time (s) | 3.79 | 11.88 | 11.62 | 12.22 | 12.12 | 11.45 | 11.36 | 11.62 | | |
| | | Cumulative time (s) | 86.06 | 82.27 | 70.39 | 58.77 | 46.55 | 34.44 | 22.99 | 11.62 | 1:26.06 | |
| | | Speed (m/s) | 5.28 | 16.84 | 17.21 | 16.37 | 16.50 | 17.47 | 17.61 | 17.21 | 16.50 | |
| | | Stride length (m) | 2.60 | 6.93 | 7.27 | 7.09 | 7.16 | 7.40 | 7.02 | 7.01 | 6.95 | |
| | | Stride duration (s) | 0.493 | 0.411 | 0.423 | 0.433 | 0.434 | 0.424 | 0.399 | 0.408 | 0.421 | |
| | | Stride efficiency (%) | 10.54 | 74.98 | 82.65 | 78.56 | 80.20 | 85.53 | 77.07 | 76.89 | 75.55 | |
| | | Stride count | 7.70 | 28.87 | 27.50 | 28.21 | 27.92 | 27.03 | 28.48 | 28.51 | 204.22 | |

10 m Stride length



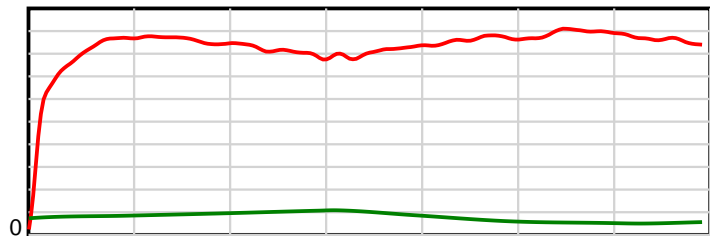
1420 m Finish

0.6 s Stride duration



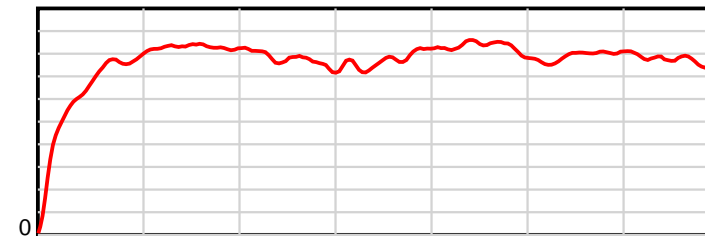
1420 m Finish

20 m/sec Speed



1420 m Finish

100 % Stride efficiency



1420 m Finish

Note: Horizontal distance axis grid lines are 200m furlongs.

Disclaimer.

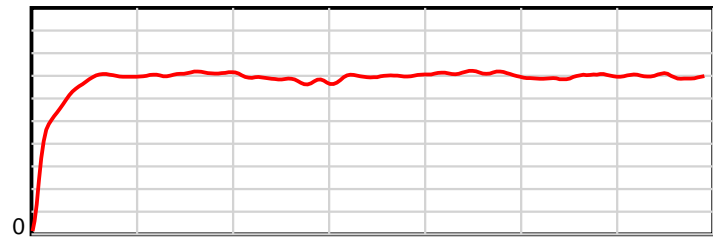
Tasracing Pty Ltd and Thoroughbred Ratings Pty Ltd accepts no responsibility for the completeness or accuracy of any of the information contained herein, and makes no representations about its suitability for any particular purpose. Users should make their own judgements about those matters and/or seek independent advice. You assume all risks associated with use of the data provided on this page.

Race Results

October 29, 2014, Race 7, BM72, Distance 1420m, Mowbray - Offset 9m

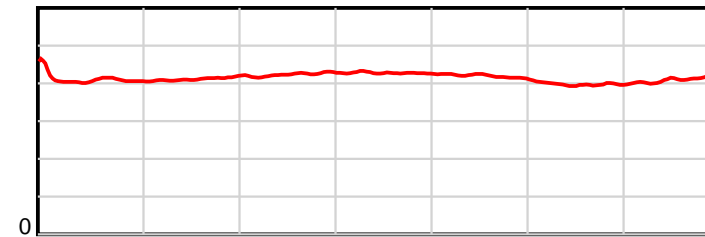
| Result | TAB no. | Horse (Barrier) | 1420 to | 1400m to | 1200m to | 1000m to | 800m to | 600m to | 400m to | 200m to | Total or | Margin |
|--------|---------|------------------------------|--------------|--------------|--------------|-------------|-------------|-------------|-------------|-----------|----------------|--------|
| 2nd | 2 | Gea Force (1) | 1400m | 1200m | 1000m | 800m | 600m | 400m | 200m | WP | Average | |
| | | Position in running (margin) | - | 1(0.0) | 1(0.0) | 2(0.5) | 2(1.1) | 1(0.0) | 1(0.0) | 1(0.0) | | 0.10 |
| | | Sectional time (s) | 3.62 | 11.85 | 11.45 | 12.28 | 12.02 | 11.62 | 11.52 | 11.71 | | |
| | | Cumulative time (s) | 86.08 | 82.46 | 70.60 | 59.15 | 46.87 | 34.85 | 23.24 | 11.71 | 1:26.08 | |
| | | Speed (m/s) | 5.53 | 16.88 | 17.47 | 16.29 | 16.64 | 17.21 | 17.36 | 17.08 | 16.50 | |
| | | Stride length (m) | 2.31 | 6.86 | 7.19 | 6.89 | 7.12 | 7.23 | 6.90 | 6.98 | 6.83 | |
| | | Stride duration (s) | 0.419 | 0.407 | 0.412 | 0.423 | 0.428 | 0.420 | 0.398 | 0.409 | 0.414 | |
| | | Stride efficiency (%) | 8.37 | 73.63 | 80.88 | 74.19 | 79.25 | 81.58 | 74.47 | 76.21 | 72.84 | |
| | | Stride count | 8.64 | 29.14 | 27.80 | 29.03 | 28.08 | 27.68 | 28.97 | 28.64 | 207.98 | |

10 m Stride length



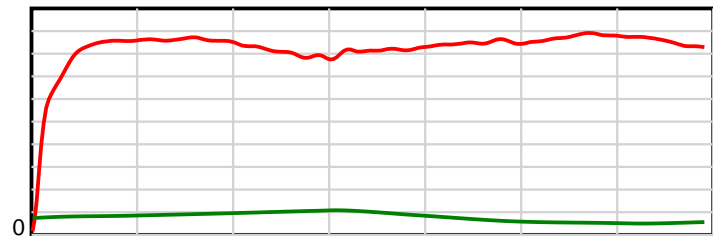
1420 m Finish

0.6 s Stride duration



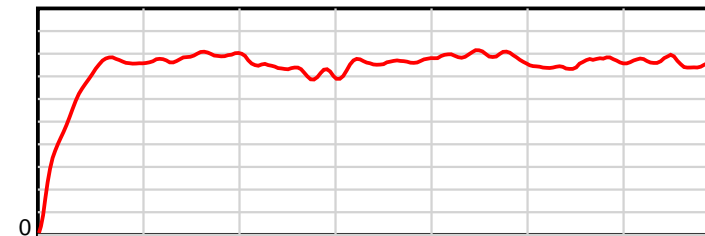
1420 m Finish

20 m/sec Speed



1420 m Finish

100 % Stride efficiency



1420 m Finish

Note: Horizontal distance axis grid lines are 200m furlongs.

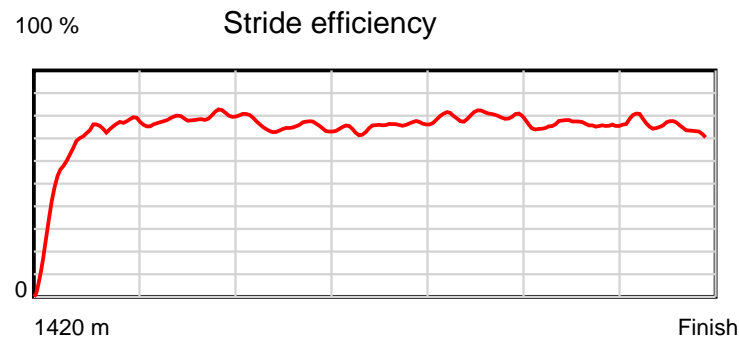
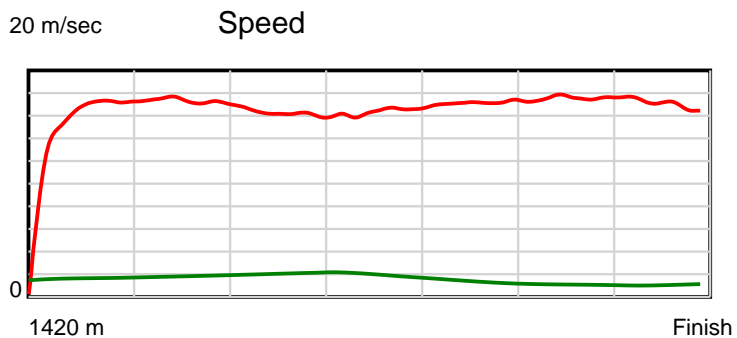
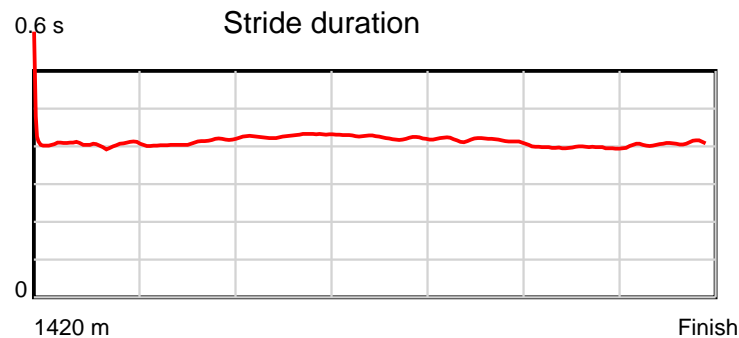
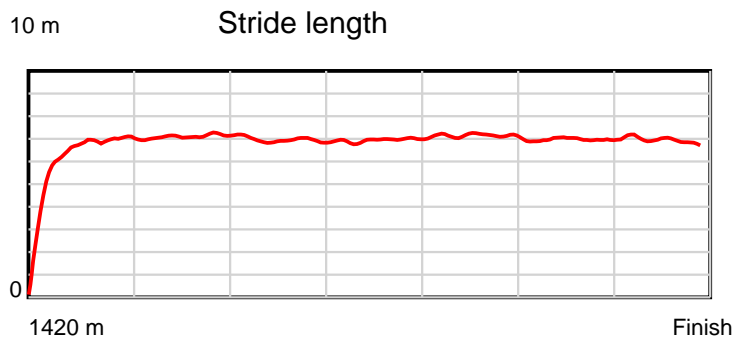
Disclaimer.

Tasracing Pty Ltd and Thoroughbred Ratings Pty Ltd accepts no responsibility for the completeness or accuracy of any of the information contained herein, and makes no representations about its suitability for any particular purpose. Users should make their own judgements about those matters and/or seek independent advice. You assume all risks associated with use of the data provided on this page.

Race Results

October 29, 2014, Race 7, BM72, Distance 1420m, Mowbray - Offset 9m

| Result | TAB no. | Horse (Barrier) | 1420 to | 1400m to | 1200m to | 1000m to | 800m to | 600m to | 400m to | 200m to | Total or | Margin |
|--------|---------|------------------------------|---------|----------|----------|----------|---------|---------|---------|---------|----------|--------|
| 3rd | 4 | Yuppony (5) | 1400m | 1200m | 1000m | 800m | 600m | 400m | 200m | WP | Average | |
| | | Position in running (margin) | - | 3(0.9) | 2(0.2) | 1(0.0) | 1(0.0) | 2(1.2) | 2(0.4) | 2(0.3) | | 0.90 |
| | | Sectional time (s) | 3.70 | 11.75 | 11.32 | 12.19 | 12.39 | 11.49 | 11.52 | 11.86 | | |
| | | Cumulative time (s) | 86.22 | 82.52 | 70.78 | 59.45 | 47.26 | 34.87 | 23.38 | 11.86 | 1:26.22 | |
| | | Speed (m/s) | 5.40 | 17.02 | 17.67 | 16.41 | 16.14 | 17.41 | 17.36 | 16.86 | 16.47 | |
| | | Stride length (m) | 2.31 | 6.88 | 7.23 | 7.02 | 6.86 | 7.27 | 6.89 | 6.83 | 6.80 | |
| | | Stride duration (s) | 0.434 | 0.404 | 0.409 | 0.428 | 0.425 | 0.417 | 0.397 | 0.405 | 0.413 | |
| | | Stride efficiency (%) | 8.35 | 73.96 | 81.75 | 76.91 | 73.51 | 82.49 | 74.28 | 72.96 | 72.24 | |
| | | Stride count | 8.65 | 29.07 | 27.65 | 28.51 | 29.16 | 27.53 | 29.01 | 29.27 | 208.85 | |



Note: Horizontal distance axis grid lines are 200m furlongs.

Disclaimer.

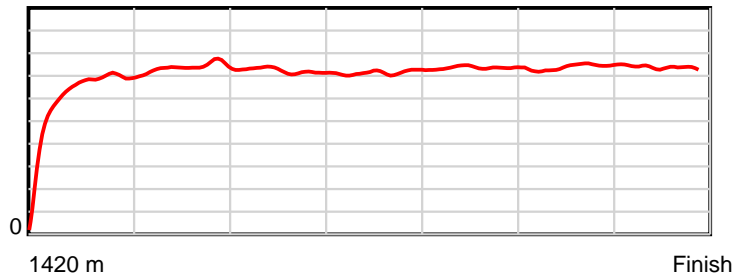
Tasracing Pty Ltd and Thoroughbred Ratings Pty Ltd accepts no responsibility for the completeness or accuracy of any of the information contained herein, and makes no representations about its suitability for any particular purpose. Users should make their own judgements about those matters and/or seek independent advice. You assume all risks associated with use of the data provided on this page.

Race Results

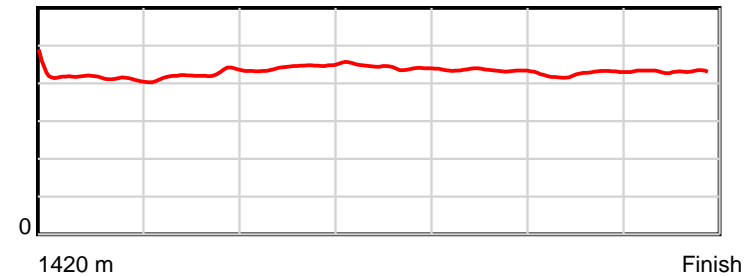
October 29, 2014, Race 7, BM72, Distance 1420m, Mowbray - Offset 9m

| Result | TAB no. | Horse (Barrier) | 1420 to | 1400m to | 1200m to | 1000m to | 800m to | 600m to | 400m to | 200m to | Total or | Margin |
|--------|---------|------------------------------|---------|----------|----------|----------|---------|---------|---------|---------|----------|--------|
| 4th | 3 | O'reillys Geeg... (2) | 1400m | 1200m | 1000m | 800m | 600m | 400m | 200m | WP | Average | |
| | | Position in running (margin) | - | 2(0.3) | 3(1.2) | 3(1.2) | 3(1.8) | 3(1.2) | 3(1.2) | 4(1.2) | | 1.00 |
| | | Sectional time (s) | 3.63 | 12.00 | 11.36 | 12.28 | 12.21 | 11.52 | 11.53 | 11.71 | | |
| | | Cumulative time (s) | 86.24 | 82.61 | 70.61 | 59.24 | 46.96 | 34.76 | 23.24 | 11.71 | 1:26.23 | |
| | | Speed (m/s) | 5.51 | 16.67 | 17.61 | 16.29 | 16.38 | 17.36 | 17.35 | 17.08 | 16.47 | |
| | | Stride length (m) | 2.37 | 6.90 | 7.44 | 7.20 | 7.28 | 7.55 | 7.38 | 7.36 | 7.09 | |
| | | Stride duration (s) | 0.441 | 0.414 | 0.423 | 0.442 | 0.444 | 0.435 | 0.425 | 0.431 | 0.431 | |
| | | Stride efficiency (%) | 8.77 | 74.40 | 86.51 | 80.95 | 82.84 | 89.18 | 85.14 | 84.74 | 78.54 | |
| | | Stride count | 8.44 | 28.99 | 26.88 | 27.79 | 27.47 | 26.47 | 27.10 | 27.16 | 200.30 | |

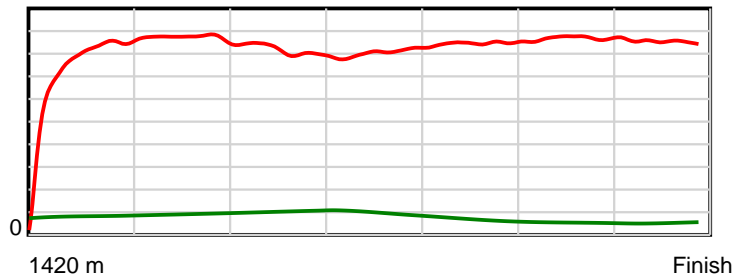
10 m Stride length



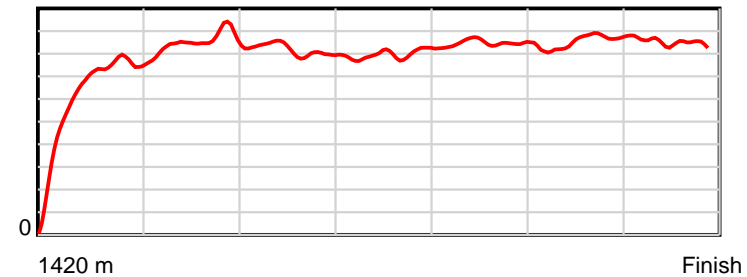
0.6 s Stride duration



20 m/sec Speed



100 % Stride efficiency



Note: Horizontal distance axis grid lines are 200m furlongs.

Disclaimer.

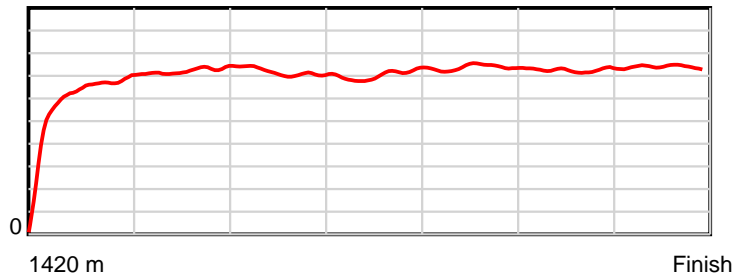
Tasracing Pty Ltd and Thoroughbred Ratings Pty Ltd accepts no responsibility for the completeness or accuracy of any of the information contained herein, and makes no representations about its suitability for any particular purpose. Users should make their own judgements about those matters and/or seek independent advice. You assume all risks associated with use of the data provided on this page.

Race Results

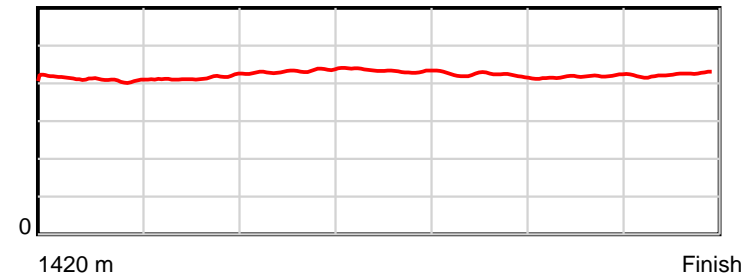
October 29, 2014, Race 7, BM72, Distance 1420m, Mowbray - Offset 9m

| Result | TAB no. | Horse (Barrier) | 1420 to | 1400m to | 1200m to | 1000m to | 800m to | 600m to | 400m to | 200m to | Total or | Margin |
|--------|---------|------------------------------|--------------|--------------|--------------|-------------|-------------|-------------|-------------|-----------|----------------|--------|
| 5th | 6 | Gocarma (6) | 1400m | 1200m | 1000m | 800m | 600m | 400m | 200m | WP | Average | |
| | | Position in running (margin) | - | 6(1.6) | 6(3.4) | 6(3.1) | 6(3.7) | 6(3.5) | 5(2.2) | 6(4.0) | | 1.50 |
| | | Sectional time (s) | 3.73 | 12.17 | 11.30 | 12.29 | 12.16 | 11.41 | 11.81 | 11.45 | | |
| | | Cumulative time (s) | 86.33 | 82.60 | 70.43 | 59.12 | 46.83 | 34.67 | 23.26 | 11.45 | 1:26.33 | |
| | | Speed (m/s) | 5.36 | 16.43 | 17.70 | 16.27 | 16.45 | 17.53 | 16.93 | 17.47 | 16.45 | |
| | | Stride length (m) | 2.11 | 6.74 | 7.31 | 7.01 | 7.14 | 7.43 | 7.06 | 7.41 | 6.92 | |
| | | Stride duration (s) | 0.408 | 0.410 | 0.413 | 0.431 | 0.434 | 0.424 | 0.417 | 0.424 | 0.421 | |
| | | Stride efficiency (%) | 6.98 | 71.06 | 83.59 | 76.89 | 79.73 | 86.29 | 77.96 | 85.77 | 74.83 | |
| | | Stride count | 9.46 | 29.66 | 27.34 | 28.51 | 28.00 | 26.91 | 28.32 | 27.00 | 205.20 | |

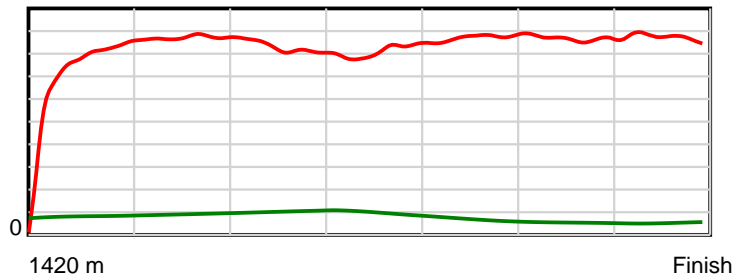
10 m Stride length



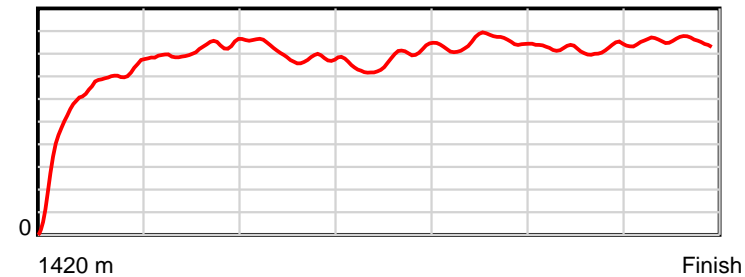
0.6 s Stride duration



20 m/sec Speed



100 % Stride efficiency



Note: Horizontal distance axis grid lines are 200m furlongs.

Disclaimer.

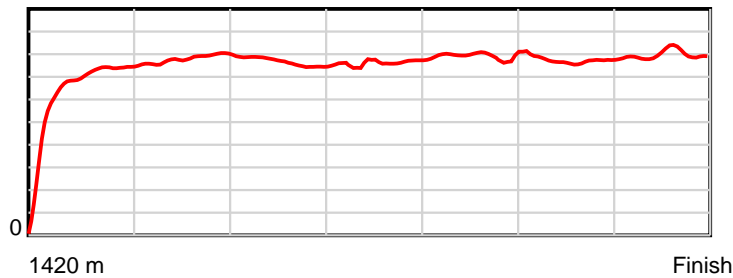
Tasracing Pty Ltd and Thoroughbred Ratings Pty Ltd accepts no responsibility for the completeness or accuracy of any of the information contained herein, and makes no representations about its suitability for any particular purpose. Users should make their own judgements about those matters and/or seek independent advice. You assume all risks associated with use of the data provided on this page.

Race Results

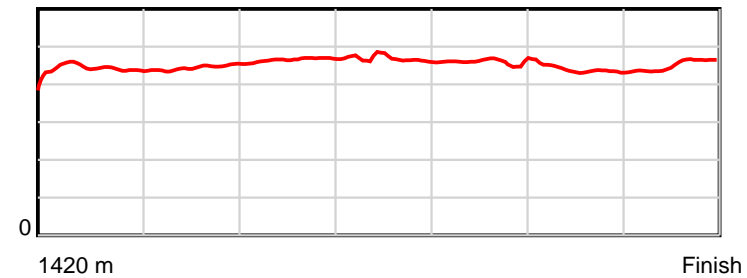
October 29, 2014, Race 7, BM72, Distance 1420m, Mowbray - Offset 9m

| Result | TAB no. | Horse (Barrier) | 1420 to | 1400m to | 1200m to | 1000m to | 800m to | 600m to | 400m to | 200m to | Total or | Margin |
|--------|---------|------------------------------|---------|----------|----------|----------|---------|---------|---------|---------|----------|--------|
| 6th | 7 | Saturn Shimmy (4) | 1400m | 1200m | 1000m | 800m | 600m | 400m | 200m | WP | Average | |
| | | Position in running (margin) | - | 5(1.4) | 5(2.5) | 4(2.4) | 4(2.9) | 5(3.1) | 6(2.4) | 5(2.6) | | 1.70 |
| | | Sectional time (s) | 3.88 | 12.04 | 11.34 | 12.27 | 12.24 | 11.49 | 11.56 | 11.55 | | |
| | | Cumulative time (s) | 86.37 | 82.49 | 70.45 | 59.11 | 46.83 | 34.60 | 23.10 | 11.55 | 1:26.37 | |
| | | Speed (m/s) | 5.15 | 16.61 | 17.64 | 16.30 | 16.34 | 17.41 | 17.30 | 17.32 | 16.44 | |
| | | Stride length (m) | 2.10 | 7.39 | 7.84 | 7.58 | 7.40 | 7.75 | 7.59 | 7.82 | 7.35 | |
| | | Stride duration (s) | 0.401 | 0.445 | 0.445 | 0.465 | 0.453 | 0.445 | 0.439 | 0.451 | 0.447 | |
| | | Stride efficiency (%) | 6.87 | 85.27 | 96.05 | 89.71 | 85.52 | 93.83 | 90.10 | 95.51 | 84.34 | |
| | | Stride count | 9.54 | 27.08 | 25.51 | 26.40 | 27.03 | 25.81 | 26.34 | 25.58 | 193.29 | |

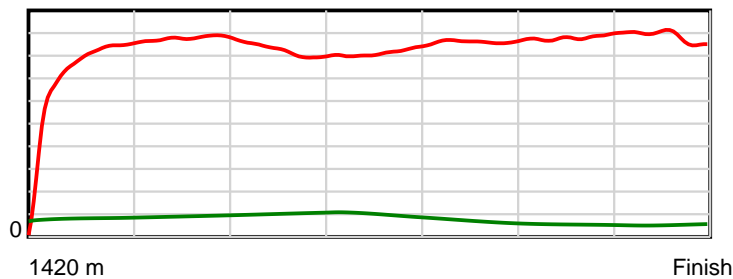
10 m Stride length



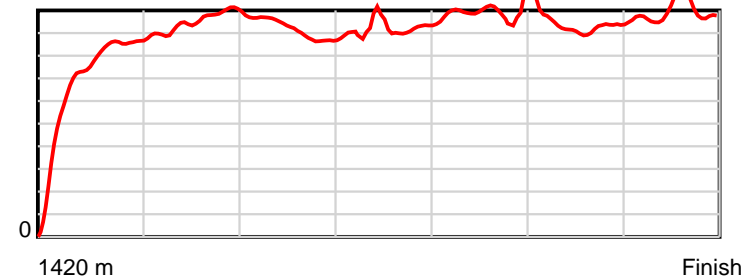
0.6 s Stride duration



20 m/sec Speed



100 % Stride efficiency



Note: Horizontal distance axis grid lines are 200m furlongs.

Disclaimer.

Tasracing Pty Ltd and Thoroughbred Ratings Pty Ltd accepts no responsibility for the completeness or accuracy of any of the information contained herein, and makes no representations about its suitability for any particular purpose. Users should make their own judgements about those matters and/or seek independent advice. You assume all risks associated with use of the data provided on this page.