



Race Results

Tasmanian Turf Club, Launceston, October 29, 2014

Compilation date: October 30, 2014, 2:11:46 PM (EST)

Copyright © 2014 Tasracing Pty Ltd. All rights reserved.

Trademarks.

StrideMASTER is a registered trademark of Thoroughbred Ratings Pty Ltd.

Disclaimer.

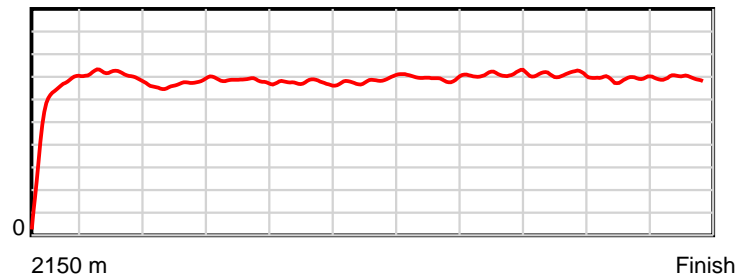
Tasracing Pty Ltd and Thoroughbred Ratings Pty Ltd accepts no responsibility for the completeness or accuracy of any of the information contained herein, and makes no representations about its suitability for any particular purpose. Users should make their own judgements about those matters and/or seek independent advice. You assume all risks associated with use of the data provided on this page.

Race Results

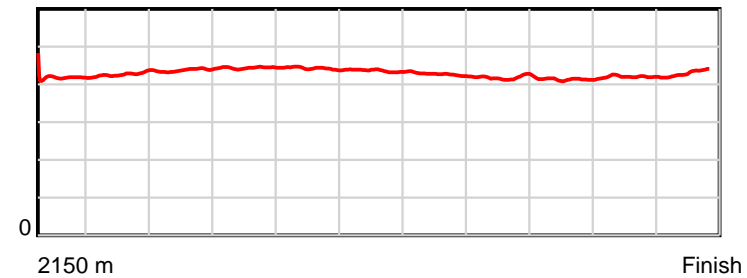
October 29, 2014, Race 8, BM62, Distance 2150m, Mowbray - Offset 9m

Result	TAB no.	Horse (Barrier)	2150 to	2000m to	1800m to	1600m to	1400m to	1200m to	1000m to	800m to	600m to	400m to	200m to	Total or	Margin
1st	6	Topiary (1)	2000m	1800m	1600m	1400m	1200m	1000m	800m	600m	400m	200m	WP	Average	
		Position in running (margin)	-	5(0.0)	5(0.0)	5(0.0)	6(0.0)	6(0.0)	6(0.0)	6(0.0)	6(0.0)	7(0.0)	6(0.0)		0.00
		Sectional time (s)	12.38	11.80	12.86	12.69	13.03	12.76	12.24	11.73	11.42	12.18	12.66		
		Cumulative time (s)	135.75	123.37	111.57	98.71	86.02	72.99	60.23	47.98	36.25	24.83	12.66	2:15.75	
		Speed (m/s)	12.12	16.95	15.55	15.76	15.35	15.67	16.34	17.05	17.51	16.42	15.80	15.84	
		Stride length (m)	5.17	7.21	6.80	6.99	6.80	6.85	7.00	7.12	7.27	6.89	6.78	6.80	
		Stride duration (s)	0.427	0.425	0.437	0.444	0.443	0.437	0.428	0.418	0.415	0.419	0.429	0.429	
		Stride efficiency (%)	41.72	81.26	72.22	76.45	72.31	73.25	76.47	79.25	82.50	74.09	71.92	72.29	
		Stride count	29.03	27.73	29.42	28.59	29.40	29.21	28.59	28.08	27.53	29.05	29.48	316.11	

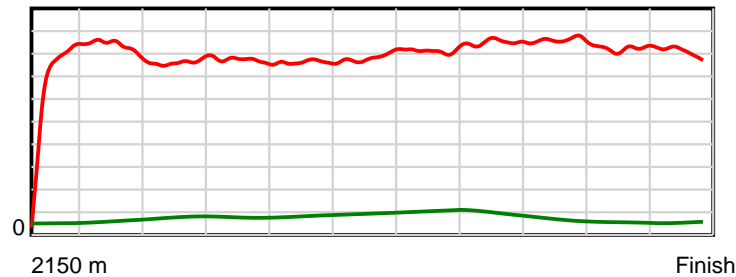
10 m Stride length



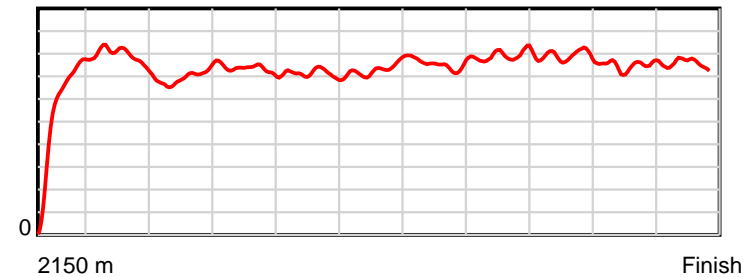
0.6 s Stride duration



20 m/sec Speed



100 % Stride efficiency



Note: Horizontal distance axis grid lines are 200m furlongs.

Disclaimer.

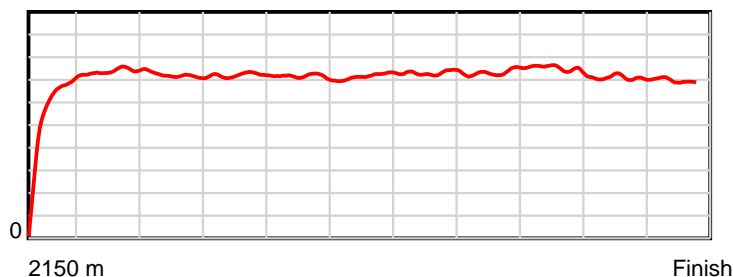
Tasracing Pty Ltd and Thoroughbred Ratings Pty Ltd accepts no responsibility for the completeness or accuracy of any of the information contained herein, and makes no representations about its suitability for any particular purpose. Users should make their own judgements about those matters and/or seek independent advice. You assume all risks associated with use of the data provided on this page.

Race Results

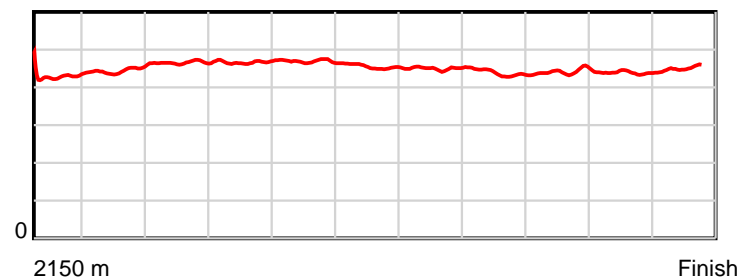
October 29, 2014, Race 8, BM62, Distance 2150m, Mowbray - Offset 9m

Result	TAB no.	Horse (Barrier)	2150 to	2000m to	1800m to	1600m to	1400m to	1200m to	1000m to	800m to	600m to	400m to	200m to	Total or	Margin
2nd	5	Prom King (5)	2000m	1800m	1600m	1400m	1200m	1000m	800m	600m	400m	200m	WP	Average	
		Position in running (margin)	-	8(0.0)	7(0.0)	6(0.0)	5(0.0)	5(0.0)	5(0.0)	5(0.0)	5(0.0)	5(0.0)	5(0.0)		0.20
		Sectional time (s)	12.58	11.84	12.54	12.52	13.07	12.63	12.21	11.82	11.40	12.31	12.88		
		Cumulative time (s)	135.79	123.21	111.38	98.84	86.32	73.25	60.62	48.41	36.59	25.19	12.88	2:15.78	
		Speed (m/s)	11.93	16.89	15.95	15.97	15.30	15.84	16.38	16.92	17.54	16.25	15.53	15.83	
		Stride length (m)	5.19	7.50	7.42	7.45	7.19	7.23	7.37	7.47	7.70	7.16	6.97	7.13	
		Stride duration (s)	0.436	0.444	0.465	0.466	0.470	0.456	0.450	0.441	0.439	0.441	0.449	0.451	
		Stride efficiency (%)	42.17	87.84	86.05	86.66	80.81	81.61	84.84	87.22	92.54	80.16	75.95	79.53	
		Stride count	28.88	26.68	26.95	26.86	27.81	27.68	27.14	26.77	25.99	27.92	28.69	301.37	

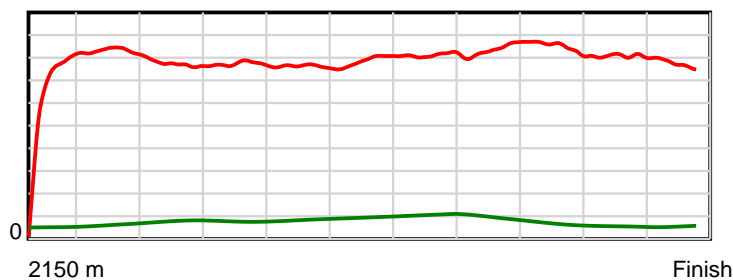
10 m Stride length



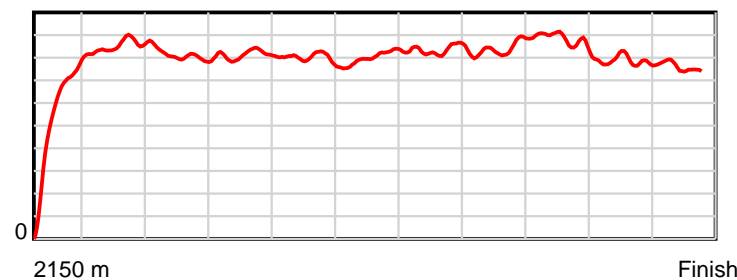
0.6 s Stride duration



20 m/sec Speed



100 % Stride efficiency



Note: Horizontal distance axis grid lines are 200m furlongs.

Disclaimer.

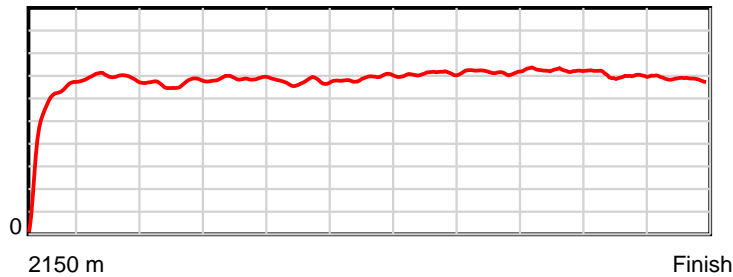
Tasracing Pty Ltd and Thoroughbred Ratings Pty Ltd accepts no responsibility for the completeness or accuracy of any of the information contained herein, and makes no representations about its suitability for any particular purpose. Users should make their own judgements about those matters and/or seek independent advice. You assume all risks associated with use of the data provided on this page.

Race Results

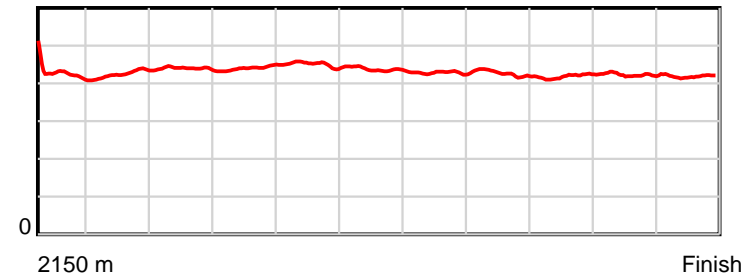
October 29, 2014, Race 8, BM62, Distance 2150m, Mowbray - Offset 9m

Result	TAB no.	Horse (Barrier)	2150 to	2000m to	1800m to	1600m to	1400m to	1200m to	1000m to	800m to	600m to	400m to	200m to	Total or	Margin
3rd	3	Braver (8)	2000m	1800m	1600m	1400m	1200m	1000m	800m	600m	400m	200m	WP	Average	
		Position in running (margin)	-	7(0.0)	10(0.0)	9(0.0)	9(0.0)	9(0.0)	9(0.0)	8(0.0)	9(0.0)	9(0.0)	10(0.0)		0.30
		Sectional time (s)	12.75	12.16	12.94	12.42	13.11	12.64	12.02	11.95	11.36	12.25	12.20		
		Cumulative time (s)	135.81	123.06	110.90	97.95	85.53	72.42	59.78	47.77	35.82	24.45	12.20	2:15.81	
		Speed (m/s)	11.77	16.45	15.46	16.10	15.26	15.82	16.64	16.74	17.61	16.33	16.39	15.83	
		Stride length (m)	5.17	6.99	6.80	7.09	6.87	6.94	7.13	7.15	7.35	6.88	6.88	6.83	
		Stride duration (s)	0.433	0.425	0.440	0.440	0.450	0.439	0.428	0.427	0.418	0.421	0.420	0.432	
		Stride efficiency (%)	41.84	76.36	72.18	78.49	73.85	75.24	79.37	79.81	84.43	73.93	74.00	73.00	
		Stride count	28.99	28.61	29.43	28.22	29.09	28.82	28.06	27.99	27.21	29.08	29.06	314.56	

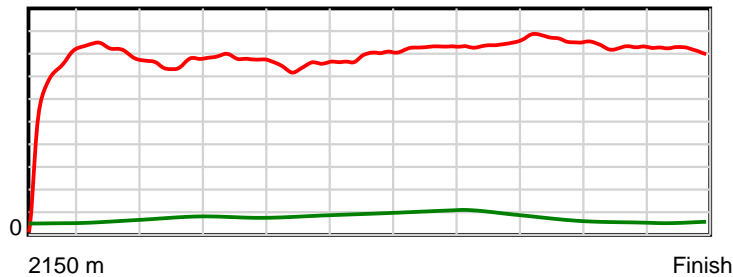
10 m Stride length



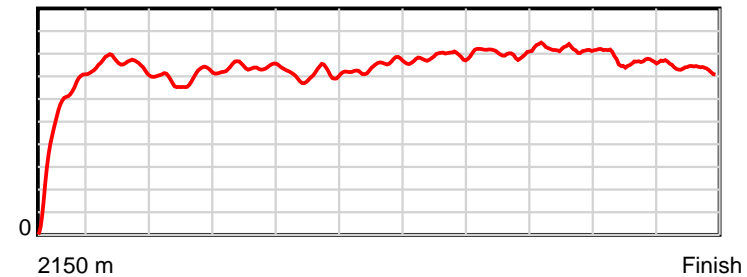
0.6 s Stride duration



20 m/sec Speed



100 % Stride efficiency



Note: Horizontal distance axis grid lines are 200m furlongs.

Disclaimer.

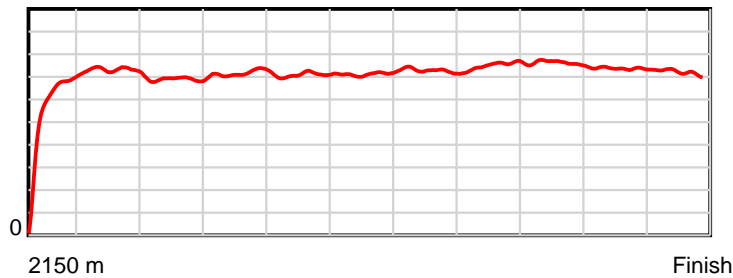
Tasracing Pty Ltd and Thoroughbred Ratings Pty Ltd accepts no responsibility for the completeness or accuracy of any of the information contained herein, and makes no representations about its suitability for any particular purpose. Users should make their own judgements about those matters and/or seek independent advice. You assume all risks associated with use of the data provided on this page.

Race Results

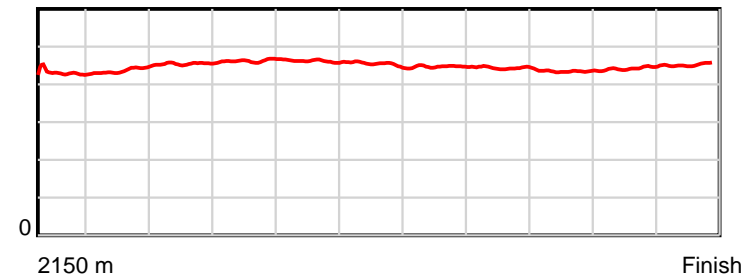
October 29, 2014, Race 8, BM62, Distance 2150m, Mowbray - Offset 9m

Result	TAB no.	Horse (Barrier)	2150 to	2000m to	1800m to	1600m to	1400m to	1200m to	1000m to	800m to	600m to	400m to	200m to	Total or	Margin
4th	8	All I Got (2)	2000m	1800m	1600m	1400m	1200m	1000m	800m	600m	400m	200m	WP	Average	
		Position in running (margin)	-	6(0.0)	6(0.0)	7(0.0)	7(0.0)	8(0.0)	8(0.0)	9(0.0)	8(0.0)	8(0.0)	7(0.0)		0.50
		Sectional time (s)	12.61	11.84	13.01	12.60	13.00	12.78	12.28	11.65	11.25	12.14	12.69		
		Cumulative time (s)	135.84	123.23	111.39	98.38	85.78	72.78	60.00	47.72	36.07	24.82	12.69	2:15.84	
		Speed (m/s)	11.89	16.89	15.37	15.87	15.38	15.65	16.29	17.17	17.78	16.47	15.76	15.83	
		Stride length (m)	5.10	7.38	6.98	7.33	7.11	7.12	7.28	7.63	7.73	7.27	7.14	7.08	
		Stride duration (s)	0.423	0.437	0.454	0.462	0.462	0.455	0.447	0.444	0.435	0.441	0.453	0.447	
		Stride efficiency (%)	40.68	85.14	76.23	83.95	79.06	79.25	82.76	90.90	93.36	82.59	79.67	78.31	
		Stride count	29.40	27.09	28.63	27.29	28.12	28.08	27.48	26.22	25.88	27.51	28.01	303.71	

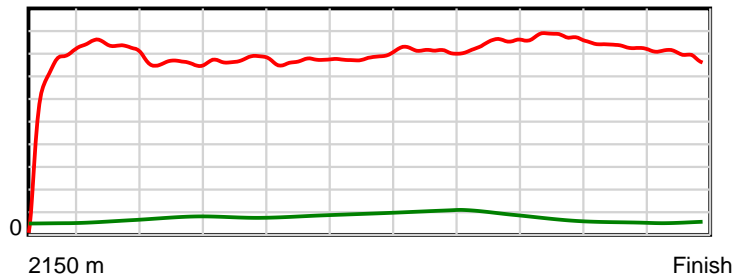
10 m Stride length



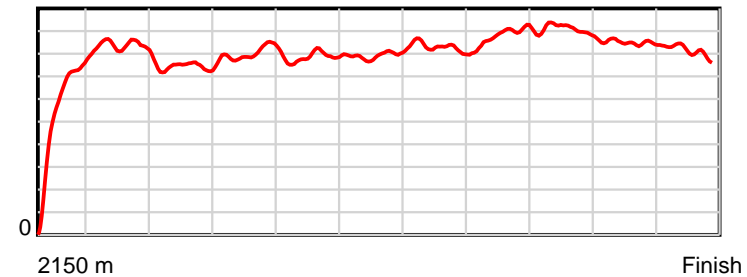
0.6 s Stride duration



20 m/sec Speed



100 % Stride efficiency



Note: Horizontal distance axis grid lines are 200m furlongs.

Disclaimer.

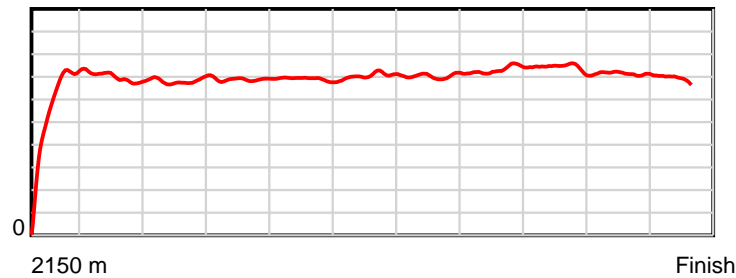
Tasracing Pty Ltd and Thoroughbred Ratings Pty Ltd accepts no responsibility for the completeness or accuracy of any of the information contained herein, and makes no representations about its suitability for any particular purpose. Users should make their own judgements about those matters and/or seek independent advice. You assume all risks associated with use of the data provided on this page.

Race Results

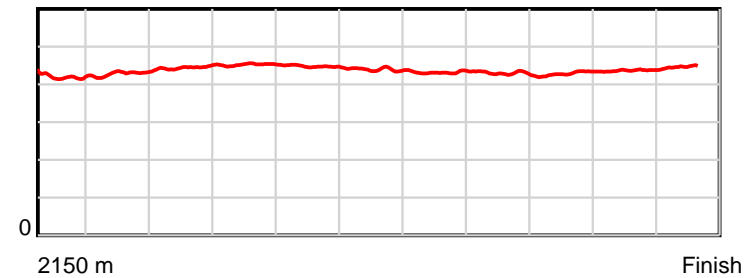
October 29, 2014, Race 8, BM62, Distance 2150m, Mowbray - Offset 9m

Result	TAB no.	Horse (Barrier)	2150 to	2000m to	1800m to	1600m to	1400m to	1200m to	1000m to	800m to	600m to	400m to	200m to	Total or	Margin
5th	9	One At a Time (4)	2000m	1800m	1600m	1400m	1200m	1000m	800m	600m	400m	200m	WP	Average	
		Position in running (margin)	-	10(0.0)	3(0.0)	3(0.0)	4(0.0)	3(0.0)	4(0.0)	4(0.0)	4(0.0)	3(0.0)	3(0.0)		2.00
		Sectional time (s)	13.83	10.55	12.81	12.80	12.79	12.68	12.18	12.01	11.26	12.45	12.77		
		Cumulative time (s)	136.13	122.30	111.75	98.94	86.14	73.35	60.67	48.49	36.48	25.22	12.77	2:16.12	
		Speed (m/s)	10.85	18.96	15.61	15.62	15.64	15.77	16.42	16.65	17.76	16.06	15.66	15.79	
		Stride length (m)	4.97	8.07	6.85	7.05	7.03	6.98	7.11	7.17	7.58	7.00	6.94	6.95	
		Stride duration (s)	0.446	0.426	0.439	0.451	0.450	0.443	0.433	0.430	0.426	0.436	0.443	0.440	
		Stride efficiency (%)	38.68	101.74	73.41	77.59	77.23	76.24	79.01	80.30	89.71	76.50	75.16	75.44	
		Stride count	30.15	24.79	29.18	28.38	28.45	28.63	28.13	27.90	26.40	28.58	28.84	309.43	

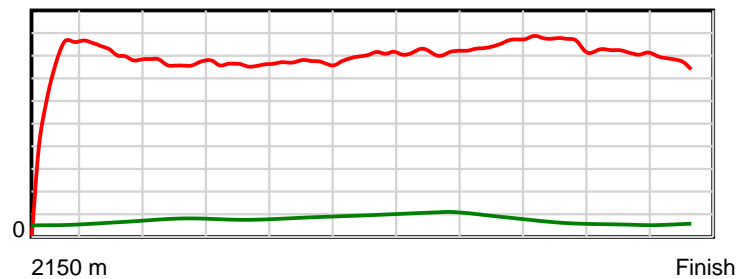
10 m Stride length



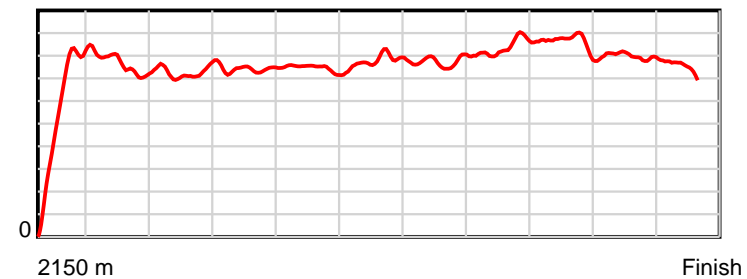
0.6 s Stride duration



20 m/sec Speed



100 % Stride efficiency



Note: Horizontal distance axis grid lines are 200m furlongs.

Disclaimer.

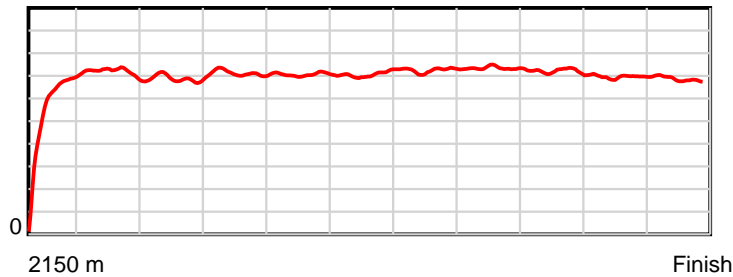
Tasracing Pty Ltd and Thoroughbred Ratings Pty Ltd accepts no responsibility for the completeness or accuracy of any of the information contained herein, and makes no representations about its suitability for any particular purpose. Users should make their own judgements about those matters and/or seek independent advice. You assume all risks associated with use of the data provided on this page.

Race Results

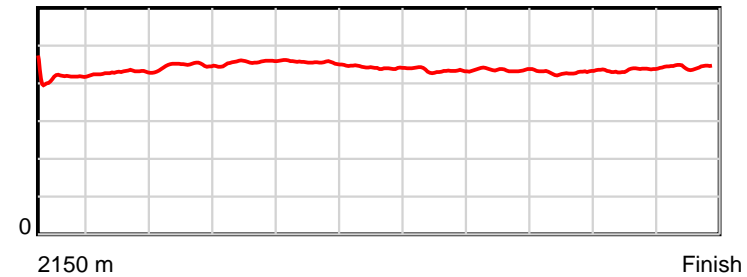
October 29, 2014, Race 8, BM62, Distance 2150m, Mowbray - Offset 9m

Result	TAB no.	Horse (Barrier)	2150 to	2000m to	1800m to	1600m to	1400m to	1200m to	1000m to	800m to	600m to	400m to	200m to	Total or	Margin
6th	2	Holy Cat (7)	2000m	1800m	1600m	1400m	1200m	1000m	800m	600m	400m	200m	WP	Average	
		Position in running (margin)	-	3(0.0)	4(0.0)	4(0.0)	3(0.0)	4(0.0)	3(0.0)	2(0.0)	2(0.0)	2(0.0)	2(0.0)		2.20
		Sectional time (s)	12.38	11.84	12.86	12.66	12.95	12.48	11.94	11.80	11.63	12.52	13.12		
		Cumulative time (s)	136.17	123.79	111.96	99.10	86.44	73.49	61.00	49.07	37.27	25.65	13.12	2:16.16	
		Speed (m/s)	12.12	16.89	15.55	15.80	15.44	16.03	16.75	16.95	17.20	15.97	15.24	15.79	
		Stride length (m)	5.21	7.25	6.96	7.19	7.05	7.09	7.27	7.38	7.38	6.94	6.78	6.95	
		Stride duration (s)	0.420	0.429	0.447	0.455	0.457	0.442	0.434	0.436	0.429	0.434	0.445	0.440	
		Stride efficiency (%)	42.40	82.09	75.65	80.70	77.70	78.49	82.68	85.22	85.08	75.20	71.77	75.38	
		Stride count	28.80	27.59	28.74	27.83	28.36	28.22	27.50	27.08	27.10	28.83	29.51	309.56	

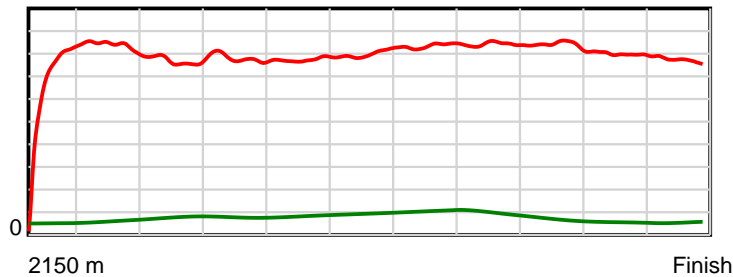
10 m Stride length



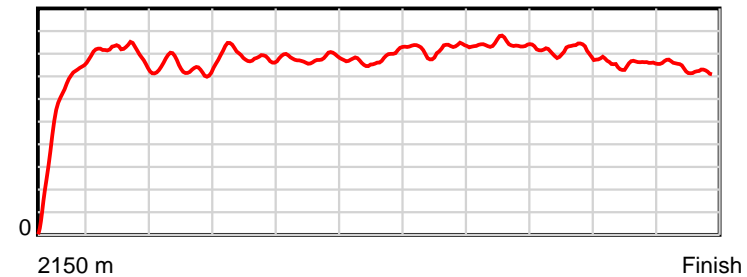
0.6 s Stride duration



20 m/sec Speed



100 % Stride efficiency



Note: Horizontal distance axis grid lines are 200m furlongs.


Disclaimer.

Tasracing Pty Ltd and Thoroughbred Ratings Pty Ltd accepts no responsibility for the completeness or accuracy of any of the information contained herein, and makes no representations about its suitability for any particular purpose. Users should make their own judgements about those matters and/or seek independent advice. You assume all risks associated with use of the data provided on this page.

Race Results

October 29, 2014, Race 8, BM62, Distance 2150m, Mowbray - Offset 9m

Result	TAB no.	Horse (Barrier)	2150 to	2000m to	1800m to	1600m to	1400m to	1200m to	1000m to	800m to	600m to	400m to	200m to	Total or	Margin
7th	7	Gee Gee Miss B... (3)	WP	Average											
		Position in running (margin)		2.50											
		Sectional time (s)													
		Cumulative time (s)	2:16.22												
		Speed (m/s)	15.78												
		Stride length (m)	nan												
		Stride duration (s)	nan												
		Stride efficiency (%)	nan												
		Stride count	0.00												



Note: Horizontal distance axis grid lines are 200m furlongs.

Disclaimer.

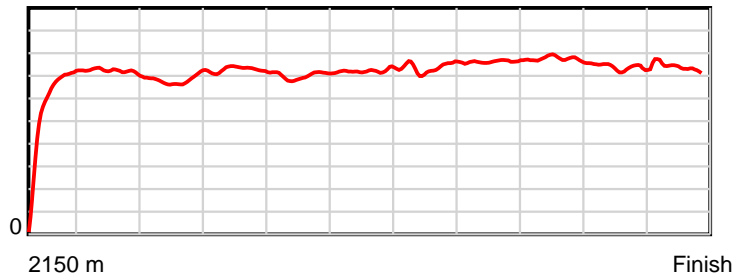
Tasracing Pty Ltd and Thoroughbred Ratings Pty Ltd accepts no responsibility for the completeness or accuracy of any of the information contained herein, and makes no representations about its suitability for any particular purpose. Users should make their own judgements about those matters and/or seek independent advice. You assume all risks associated with use of the data provided on this page.

Race Results

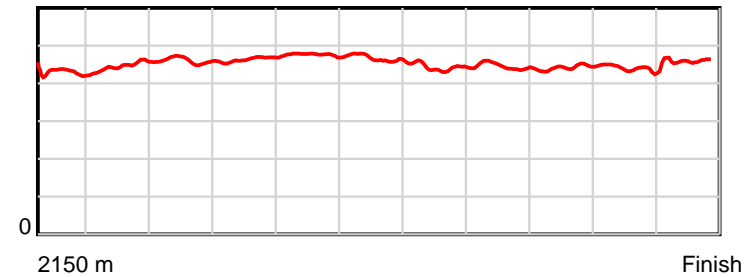
October 29, 2014, Race 8, BM62, Distance 2150m, Mowbray - Offset 9m

Result	TAB no.	Horse (Barrier)	2150 to	2000m to	1800m to	1600m to	1400m to	1200m to	1000m to	800m to	600m to	400m to	200m to	Total or	Margin
8th	10	Cielo Duro (9)	2000m	1800m	1600m	1400m	1200m	1000m	800m	600m	400m	200m	WP	Average	
		Position in running (margin)	-	4(0.0)	9(0.0)	10(0.0)	10(0.0)	10(0.0)	10(0.0)	10(0.0)	10(0.0)	10(0.0)	9(0.0)		2.60
		Sectional time (s)	12.56	12.29	13.45	12.32	13.41	12.79	11.82	11.70	11.38	12.02	12.50		
		Cumulative time (s)	136.24	123.68	111.39	97.94	85.62	72.20	59.41	47.60	35.90	24.52	12.50	2:16.24	
		Speed (m/s)	11.94	16.27	14.87	16.23	14.91	15.64	16.92	17.09	17.57	16.64	16.00	15.78	
		Stride length (m)	5.25	7.25	6.85	7.51	7.09	7.32	7.50	7.60	7.76	7.34	7.19	7.13	
		Stride duration (s)	0.425	0.446	0.460	0.463	0.476	0.468	0.443	0.444	0.441	0.441	0.449	0.452	
		Stride efficiency (%)	43.02	82.20	73.26	88.14	78.55	83.66	88.01	90.24	93.99	84.20	80.74	79.53	
		Stride count	28.59	27.58	29.21	26.63	28.21	27.33	26.65	26.32	25.79	27.25	27.82	301.38	

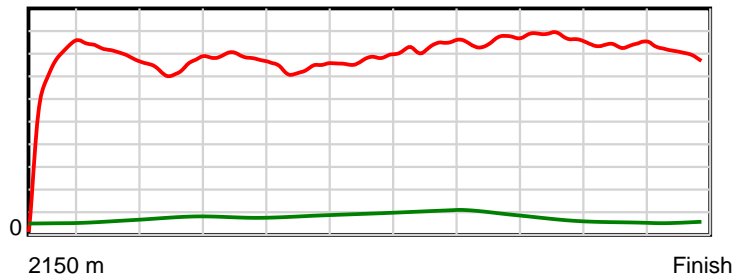
10 m Stride length



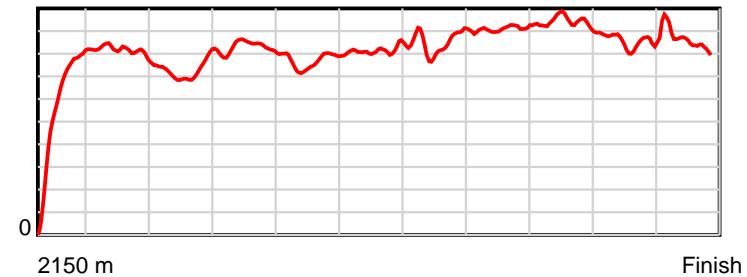
0.6 s Stride duration



20 m/sec Speed



100 % Stride efficiency



Note: Horizontal distance axis grid lines are 200m furlongs.

Disclaimer.

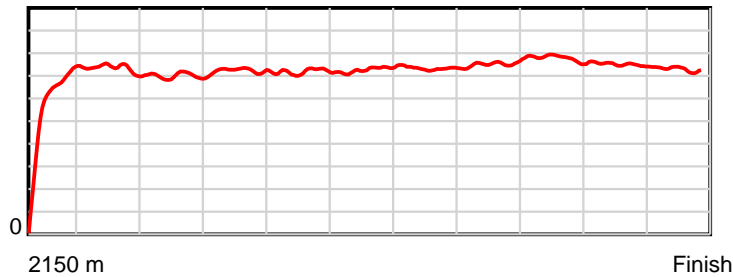
Tasracing Pty Ltd and Thoroughbred Ratings Pty Ltd accepts no responsibility for the completeness or accuracy of any of the information contained herein, and makes no representations about its suitability for any particular purpose. Users should make their own judgements about those matters and/or seek independent advice. You assume all risks associated with use of the data provided on this page.

Race Results

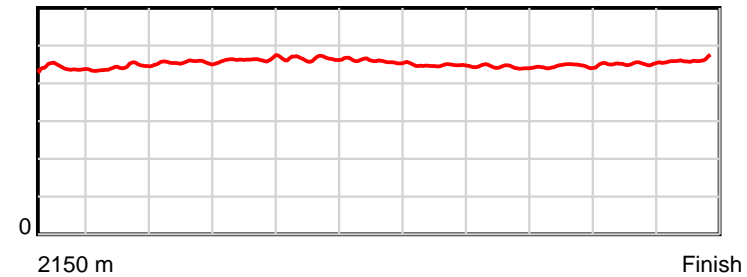
October 29, 2014, Race 8, BM62, Distance 2150m, Mowbray - Offset 9m

Result	TAB no.	Horse (Barrier)	2150 to	2000m to	1800m to	1600m to	1400m to	1200m to	1000m to	800m to	600m to	400m to	200m to	Total or	Margin
9th	1	Gee Gee Black ... (6)	2000m	1800m	1600m	1400m	1200m	1000m	800m	600m	400m	200m	WP	Average	
		Position in running (margin)	-	9(0.0)	8(0.0)	8(0.0)	8(0.0)	7(0.0)	7(0.0)	7(0.0)	7(0.0)	6(0.0)	4(0.0)		2.80
		Sectional time (s)	13.35	11.76	12.92	12.61	12.82	12.68	12.29	11.65	11.33	12.11	12.77		
		Cumulative time (s)	136.28	122.93	111.18	98.26	85.65	72.83	60.15	47.87	36.21	24.89	12.77	2:16.28	
		Speed (m/s)	11.23	17.01	15.48	15.86	15.60	15.77	16.27	17.17	17.65	16.52	15.66	15.78	
		Stride length (m)	5.16	7.51	7.04	7.32	7.27	7.25	7.30	7.62	7.86	7.43	7.22	7.16	
		Stride duration (s)	0.436	0.441	0.455	0.462	0.466	0.459	0.448	0.444	0.445	0.450	0.461	0.454	
		Stride efficiency (%)	41.60	88.15	77.54	83.78	82.61	82.03	83.17	90.79	96.63	86.31	81.52	80.16	
		Stride count	29.07	26.63	28.39	27.31	27.51	27.60	27.41	26.24	25.43	26.91	27.69	300.19	

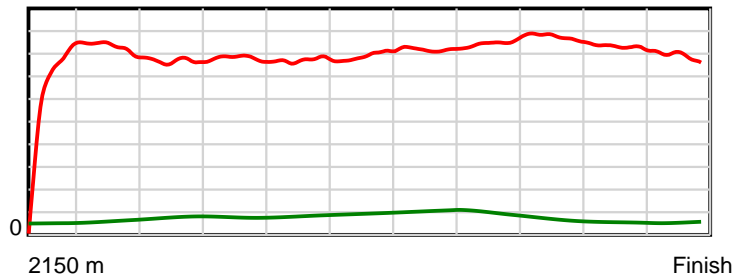
10 m Stride length



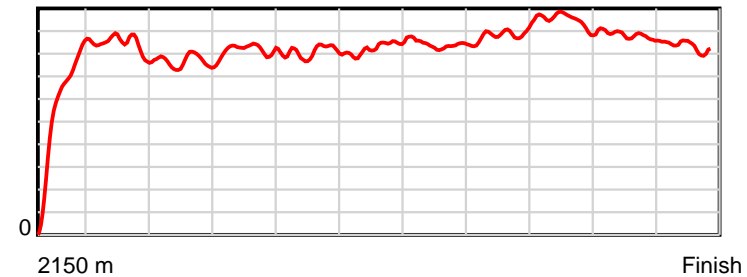
0.6 s Stride duration



20 m/sec Speed



100 % Stride efficiency



Note: Horizontal distance axis grid lines are 200m furlongs.

Disclaimer.

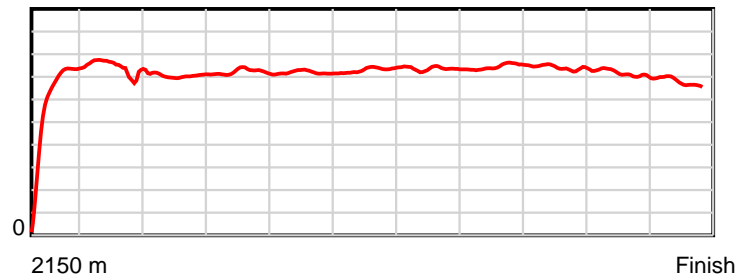
Tasracing Pty Ltd and Thoroughbred Ratings Pty Ltd accepts no responsibility for the completeness or accuracy of any of the information contained herein, and makes no representations about its suitability for any particular purpose. Users should make their own judgements about those matters and/or seek independent advice. You assume all risks associated with use of the data provided on this page.

Race Results

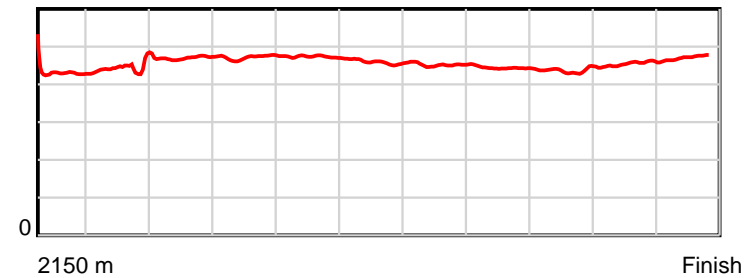
October 29, 2014, Race 8, BM62, Distance 2150m, Mowbray - Offset 9m

Result	TAB no.	Horse (Barrier)	2150 to	2000m to	1800m to	1600m to	1400m to	1200m to	1000m to	800m to	600m to	400m to	200m to	Total or	Margin
10th	4	Gee Gees Snowh... (10)	2000m	1800m	1600m	1400m	1200m	1000m	800m	600m	400m	200m	WP	Average	
		Position in running (margin)	-	2(0.0)	2(0.0)	2(0.0)	2(0.0)	2(0.0)	2(0.0)	3(0.0)	3(0.0)	4(0.0)	8(0.0)		10.30
		Sectional time (s)	12.28	11.83	13.02	12.69	12.98	12.57	12.10	11.90	11.62	12.74	14.01		
		Cumulative time (s)	137.73	125.45	113.62	100.60	87.91	74.93	62.36	50.26	38.37	26.75	14.01		2:17.72
		Speed (m/s)	12.22	16.91	15.36	15.76	15.41	15.91	16.53	16.81	17.21	15.70	14.28		15.61
		Stride length (m)	5.62	7.36	7.21	7.43	7.30	7.34	7.47	7.48	7.51	7.10	6.71		7.14
		Stride duration (s)	0.442	0.435	0.469	0.472	0.474	0.461	0.452	0.445	0.436	0.453	0.470		0.457
		Stride efficiency (%)	49.32	84.71	81.29	86.37	83.18	84.17	87.28	87.52	88.05	78.88	70.28		79.60
		Stride count	26.70	27.16	27.73	26.90	27.41	27.25	26.76	26.72	26.64	28.15	29.82		301.24

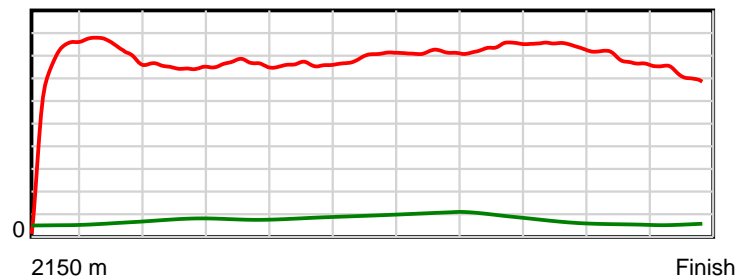
10 m Stride length



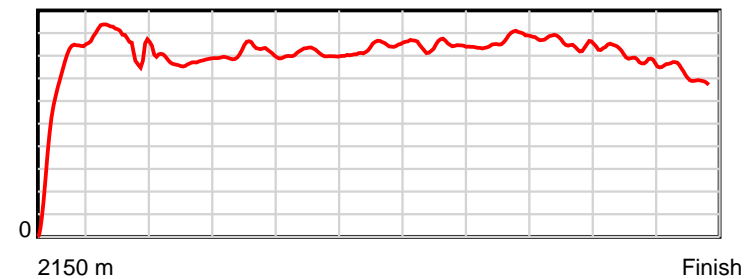
0.6 s Stride duration



20 m/sec Speed



100 % Stride efficiency



Note: Horizontal distance axis grid lines are 200m furlongs.

Disclaimer.

Tasracing Pty Ltd and Thoroughbred Ratings Pty Ltd accepts no responsibility for the completeness or accuracy of any of the information contained herein, and makes no representations about its suitability for any particular purpose. Users should make their own judgements about those matters and/or seek independent advice. You assume all risks associated with use of the data provided on this page.