



Race Results

Tasmanian Turf Club, Launceston, March 18, 2015

Compilation date: March 19, 2015, 12:55:38 PM (EST)

Copyright © 2015 Tasracing Pty Ltd. All rights reserved.

Trademarks.

StrideMASTER is a registered trademark of Thoroughbred Ratings Pty Ltd.

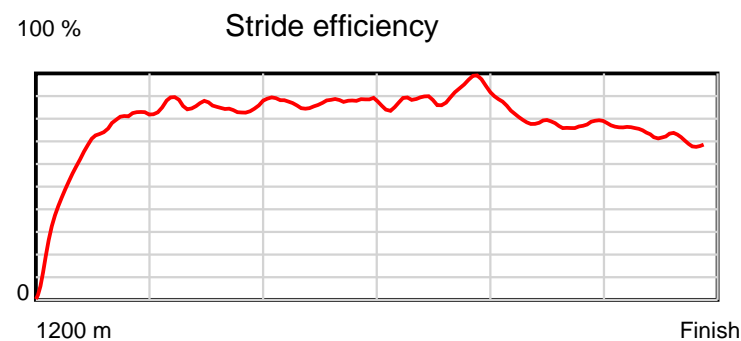
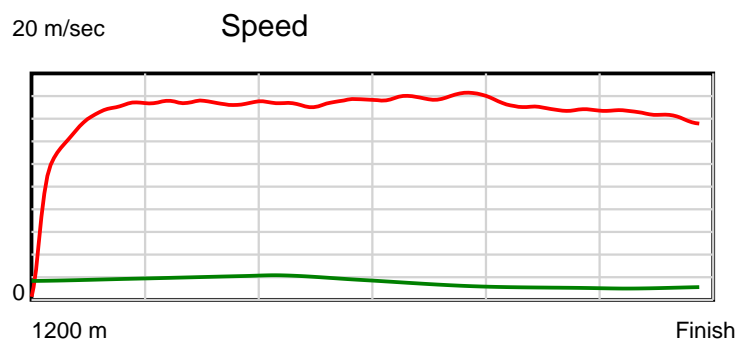
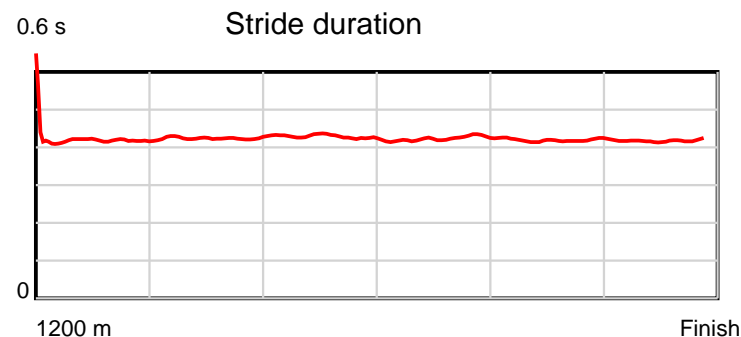
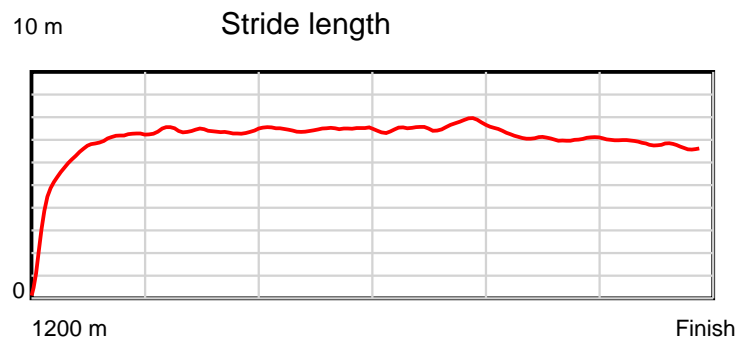
Disclaimer.

Tasracing Pty Ltd and Thoroughbred Ratings Pty Ltd accepts no responsibility for the completeness or accuracy of any of the information contained herein, and makes no representations about its suitability for any particular purpose. Users should make their own judgements about those matters and/or seek independent advice. You assume all risks associated with use of the data provided on this page.

Race Results

March 18, 2015, Race 3, MDN-SW, Distance 1200m, Mowbray - Offset 0m

Result	TAB no.	Horse (Barrier)	1200 to	1000m to	800m to	600m to	400m to	200m to	Total or	Margin
1st	8	Alpine Angel (4)	1000m	800m	600m	400m	200m	WP	Average	
		Position in running (margin)	-	9(7.0)	9(7.9)	9(6.5)	6(3.1)	2(0.4)		0.00
		Sectional time (s)	14.62	11.22	11.04	10.82	12.00	12.18		
		Cumulative time (s)	71.88	57.26	46.04	35.00	24.18	12.18	1:11.87	
		Speed (m/s)	13.68	17.83	18.12	18.48	16.67	16.42	16.69	
		Stride length (m)	5.77	7.56	7.77	7.80	6.98	6.86	7.05	
		Stride duration (s)	0.422	0.424	0.429	0.422	0.419	0.418	0.422	
		Stride efficiency (%)	51.98	89.21	94.34	95.03	76.22	73.60	77.57	
		Stride count	34.68	26.47	25.74	25.65	28.64	29.14	170.32	



Note: Horizontal distance axis grid lines are 200m furlongs.

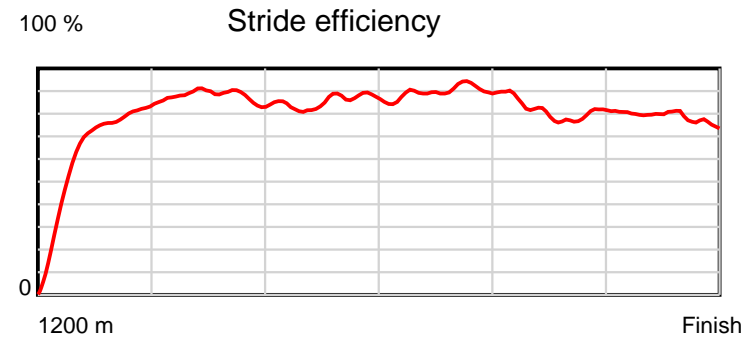
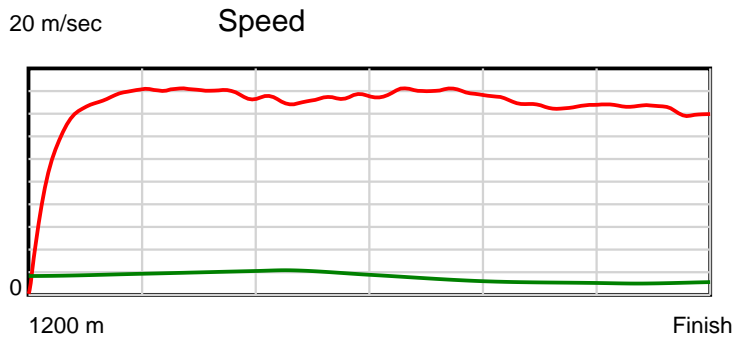
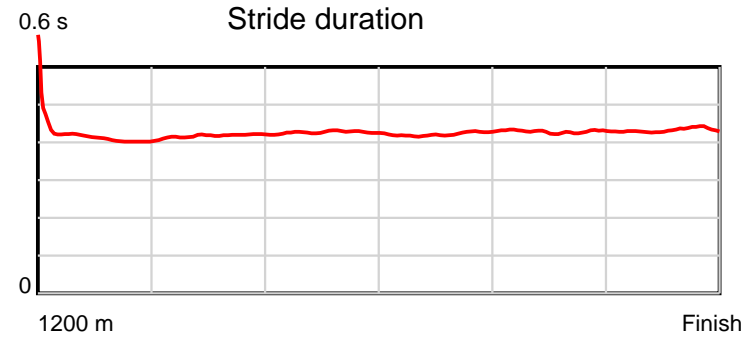
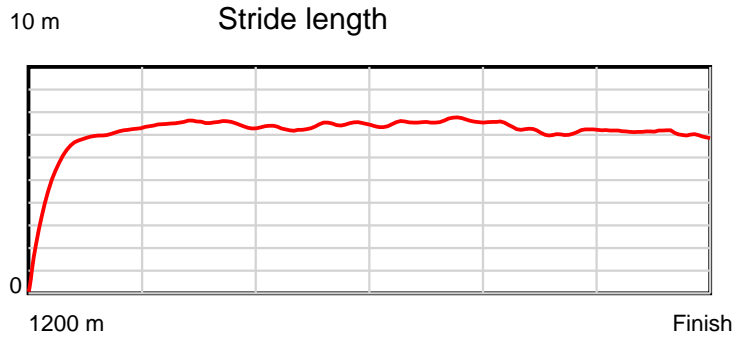
Disclaimer.

Tasracing Pty Ltd and Thoroughbred Ratings Pty Ltd accepts no responsibility for the completeness or accuracy of any of the information contained herein, and makes no representations about its suitability for any particular purpose. Users should make their own judgements about those matters and/or seek independent advice. You assume all risks associated with use of the data provided on this page.

Race Results

March 18, 2015, Race 3, MDN-SW, Distance 1200m, Mowbray - Offset 0m

Result	TAB no.	Horse (Barrier)	1200 to	1000m to	800m to	600m to	400m to	200m to	Total or	Margin
2nd	7	Who Decides (2)	1000m	800m	600m	400m	200m	WP	Average	
		Position in running (margin)	-	6(4.0)	6(4.6)	5(4.7)	4(1.7)	3(0.6)		0.20
		Sectional time (s)	13.95	11.15	11.30	10.89	12.25	12.39		
		Cumulative time (s)	71.92	57.97	46.83	35.52	24.63	12.39	1:11.92	
		Speed (m/s)	14.34	17.94	17.70	18.37	16.33	16.14	16.69	
		Stride length (m)	6.00	7.50	7.55	7.75	6.99	6.97	7.08	
		Stride duration (s)	0.419	0.418	0.427	0.422	0.428	0.432	0.424	
		Stride efficiency (%)	56.24	87.97	89.18	93.77	76.42	75.92	78.25	
		Stride count	33.34	26.66	26.47	25.82	28.60	28.69	169.58	



Note: Horizontal distance axis grid lines are 200m furlongs.

Disclaimer.

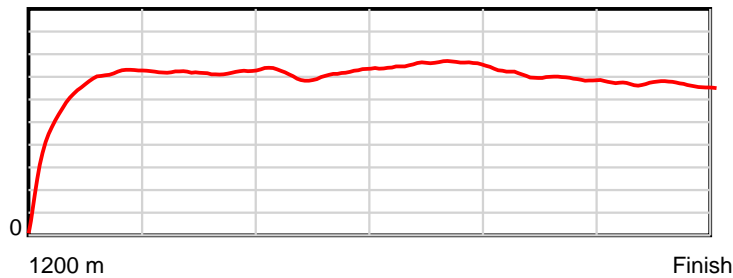
Tasracing Pty Ltd and Thoroughbred Ratings Pty Ltd accepts no responsibility for the completeness or accuracy of any of the information contained herein, and makes no representations about its suitability for any particular purpose. Users should make their own judgements about those matters and/or seek independent advice. You assume all risks associated with use of the data provided on this page.

Race Results

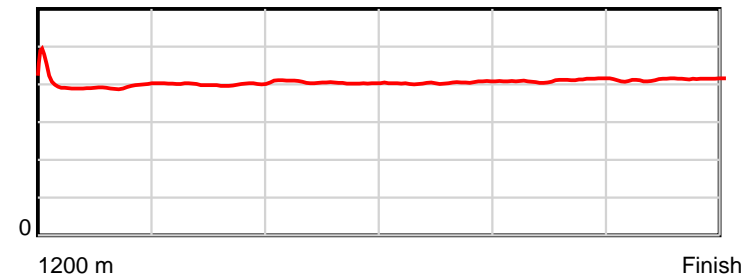
March 18, 2015, Race 3, MDN-SW, Distance 1200m, Mowbray - Offset 0m

Result	TAB no.	Horse (Barrier)	1200 to	1000m to	800m to	600m to	400m to	200m to	Total or	Margin
3rd	10	Ebideliah (1)	1000m	800m	600m	400m	200m	WP	Average	
		Position in running (margin)	-	5(2.4)	5(3.0)	6(4.9)	5(1.8)	4(1.0)		3.70
		Sectional time (s)	13.97	11.14	11.60	10.88	12.30	12.65		
		Cumulative time (s)	72.55	58.58	47.44	35.84	24.96	12.65	1:12.54	
		Speed (m/s)	14.32	17.95	17.24	18.38	16.26	15.81	16.54	
		Stride length (m)	5.94	7.17	6.98	7.43	6.67	6.52	6.75	
		Stride duration (s)	0.405	0.400	0.405	0.404	0.410	0.413	0.408	
		Stride efficiency (%)	55.09	80.44	76.04	86.17	69.54	66.53	71.19	
		Stride count	33.69	27.87	28.67	26.93	29.98	30.65	177.79	

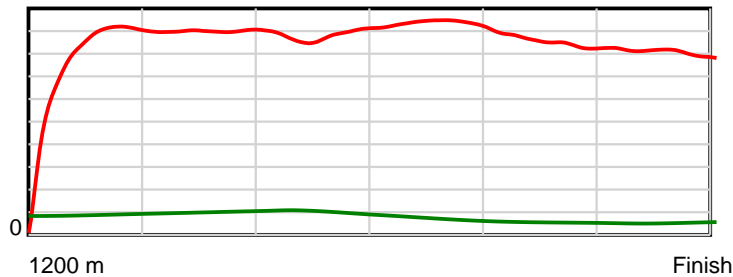
10 m Stride length



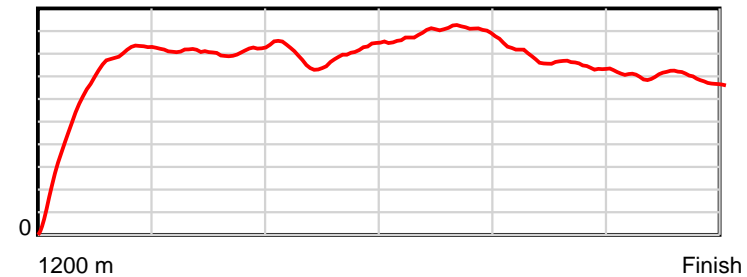
0.6 s Stride duration



20 m/sec Speed



100 % Stride efficiency



Note: Horizontal distance axis grid lines are 200m furlongs.

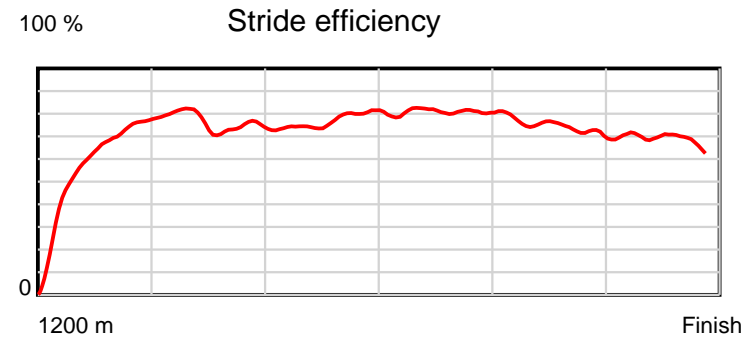
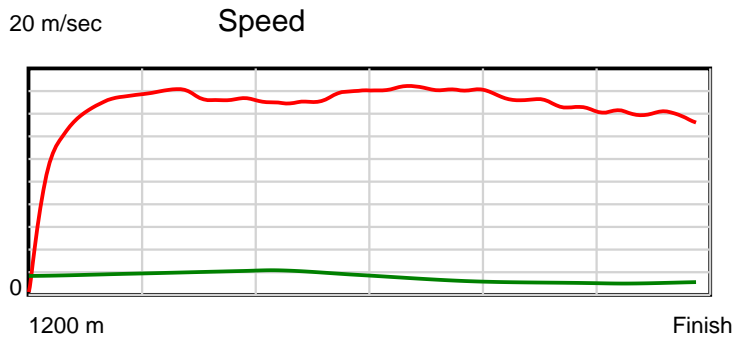
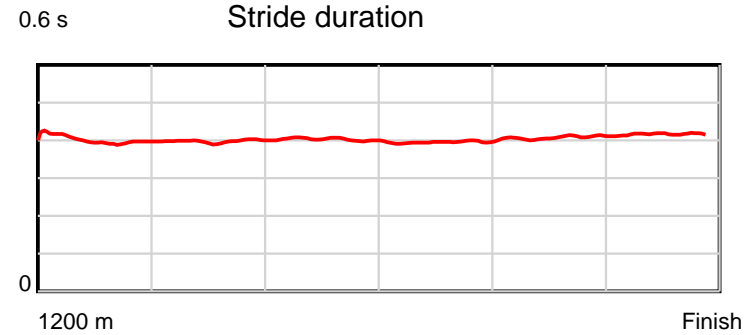
Disclaimer.

Tasracing Pty Ltd and Thoroughbred Ratings Pty Ltd accepts no responsibility for the completeness or accuracy of any of the information contained herein, and makes no representations about its suitability for any particular purpose. Users should make their own judgements about those matters and/or seek independent advice. You assume all risks associated with use of the data provided on this page.

Race Results

March 18, 2015, Race 3, MDN-SW, Distance 1200m, Mowbray - Offset 0m

Result	TAB no.	Horse (Barrier)	1200 to	1000m to	800m to	600m to	400m to	200m to	Total or	Margin
4th	11	Cool Kisses (10)	1000m	800m	600m	400m	200m	WP	Average	
		Position in running (margin)	-	11(9.3)	11(10.4)	11(10.1)	11(6.0)	6(3.3)		3.80
		Sectional time (s)	14.86	11.23	11.24	10.71	12.00	12.53		
		Cumulative time (s)	72.57	57.71	46.48	35.24	24.53	12.53	1:12.56	
		Speed (m/s)	13.46	17.81	17.79	18.67	16.67	15.96	16.54	
		Stride length (m)	5.35	7.07	7.17	7.38	6.78	6.63	6.65	
		Stride duration (s)	0.401	0.397	0.403	0.395	0.407	0.415	0.402	
		Stride efficiency (%)	44.75	78.08	80.23	85.16	71.81	68.63	69.19	
		Stride count	37.37	28.29	27.91	27.09	29.50	30.18	180.34	



Note: Horizontal distance axis grid lines are 200m furlongs.

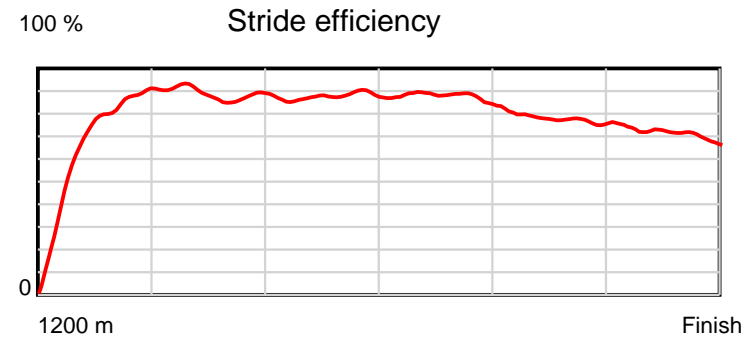
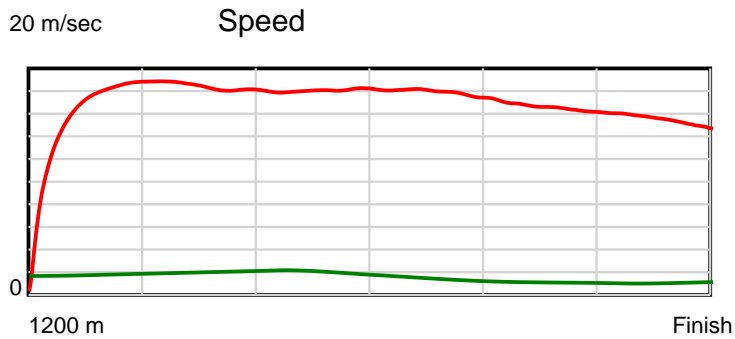
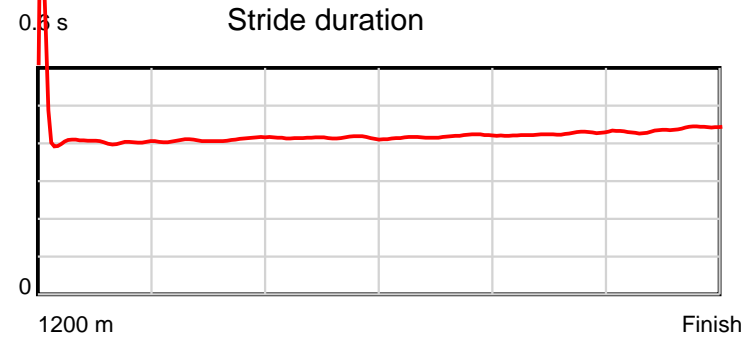
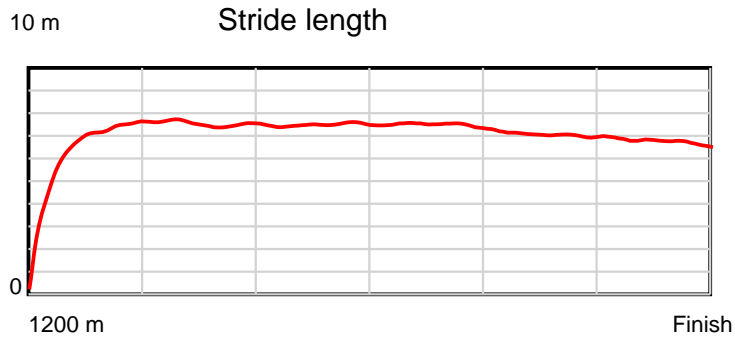
Disclaimer.

Tasracing Pty Ltd and Thoroughbred Ratings Pty Ltd accepts no responsibility for the completeness or accuracy of any of the information contained herein, and makes no representations about its suitability for any particular purpose. Users should make their own judgements about those matters and/or seek independent advice. You assume all risks associated with use of the data provided on this page.

Race Results

March 18, 2015, Race 3, MDN-SW, Distance 1200m, Mowbray - Offset 0m

Result	TAB no.	Horse (Barrier)	1200 to	1000m to	800m to	600m to	400m to	200m to	Total or	Margin
5th	6	Under Milkwood (8)	1000m	800m	600m	400m	200m	WP	Average	
		Position in running (margin)	-	2(0.1)	1(0.0)	1(0.0)	1(0.0)	1(0.0)		4.10
		Sectional time (s)	13.42	11.03	11.28	11.39	12.44	13.05		
		Cumulative time (s)	72.62	59.20	48.17	36.89	25.50	13.05	1:12.62	
		Speed (m/s)	14.90	18.13	17.73	17.56	16.08	15.33	16.52	
		Stride length (m)	6.31	7.43	7.35	7.35	6.85	6.70	6.97	
		Stride duration (s)	0.426	0.410	0.415	0.419	0.426	0.437	0.422	
		Stride efficiency (%)	62.26	86.30	84.42	84.42	73.22	70.13	75.98	
		Stride count	31.69	26.91	27.21	27.21	29.22	29.85	172.09	



Note: Horizontal distance axis grid lines are 200m furlongs.

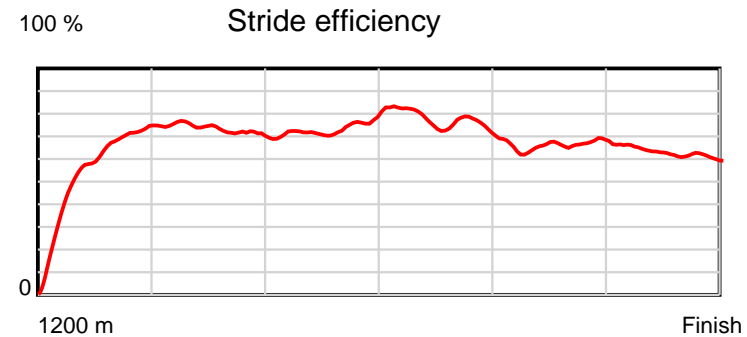
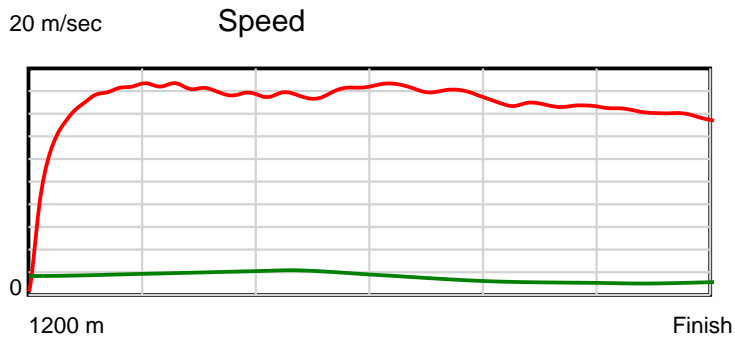
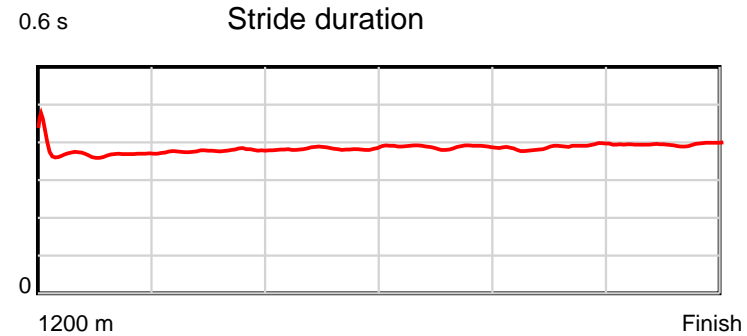
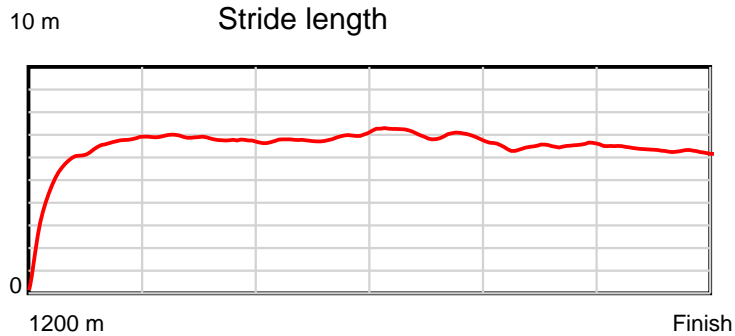
Disclaimer.

Tasracing Pty Ltd and Thoroughbred Ratings Pty Ltd accepts no responsibility for the completeness or accuracy of any of the information contained herein, and makes no representations about its suitability for any particular purpose. Users should make their own judgements about those matters and/or seek independent advice. You assume all risks associated with use of the data provided on this page.

Race Results

March 18, 2015, Race 3, MDN-SW, Distance 1200m, Mowbray - Offset 0m

Result	TAB no.	Horse (Barrier)	1200 to	1000m to	800m to	600m to	400m to	200m to	Total or	Margin
6th	9	Divine Archer (6)	1000m	800m	600m	400m	200m	WP	Average	
		Position in running (margin)	-	1(0.0)	3(0.9)	3(1.8)	2(1.4)	5(1.0)		4.20
		Sectional time (s)	13.52	11.19	11.44	11.32	12.39	12.78		
		Cumulative time (s)	72.64	59.12	47.93	36.49	25.17	12.78	1:12.64	
		Speed (m/s)	14.79	17.87	17.48	17.67	16.14	15.65	16.52	
		Stride length (m)	5.59	6.74	6.70	6.84	6.26	6.19	6.36	
		Stride duration (s)	0.378	0.377	0.383	0.387	0.388	0.396	0.385	
		Stride efficiency (%)	48.74	71.04	70.16	73.20	61.33	59.87	63.15	
		Stride count	35.81	29.66	29.85	29.22	31.92	32.31	188.77	



Note: Horizontal distance axis grid lines are 200m furlongs.

Disclaimer.

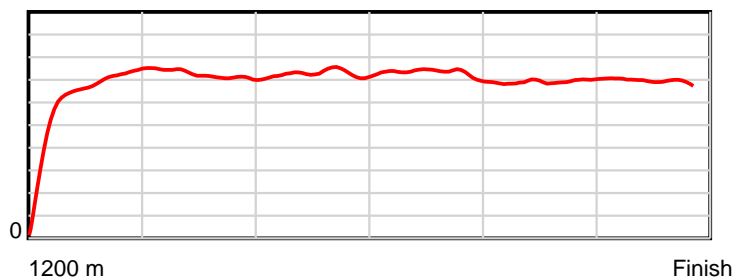
Tasracing Pty Ltd and Thoroughbred Ratings Pty Ltd accepts no responsibility for the completeness or accuracy of any of the information contained herein, and makes no representations about its suitability for any particular purpose. Users should make their own judgements about those matters and/or seek independent advice. You assume all risks associated with use of the data provided on this page.

Race Results

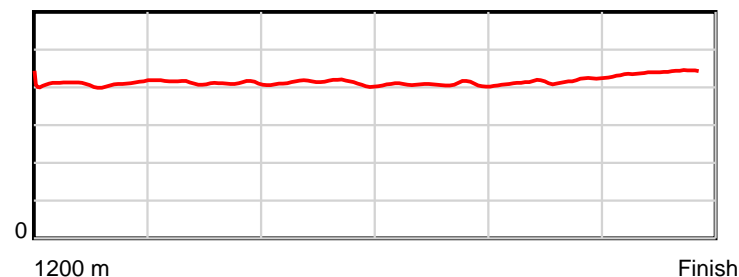
March 18, 2015, Race 3, MDN-SW, Distance 1200m, Mowbray - Offset 0m

Result	TAB no.	Horse (Barrier)	1200 to	1000m to	800m to	600m to	400m to	200m to	Total or	Margin
7th	3	Mikaylas Raide... (5)	1000m	800m	600m	400m	200m	WP	Average	
		Position in running (margin)	-	10(7.6)	10(9.5)	10(8.7)	10(5.4)	9(5.0)		6.70
		Sectional time (s)	14.71	11.37	11.14	10.85	12.37	12.65		
		Cumulative time (s)	73.10	58.39	47.02	35.88	25.03	12.65	1:13.09	
		Speed (m/s)	13.59	17.59	17.95	18.43	16.17	15.81	16.41	
		Stride length (m)	5.80	7.26	7.39	7.52	6.67	6.92	6.87	
		Stride duration (s)	0.423	0.413	0.412	0.408	0.413	0.438	0.419	
		Stride efficiency (%)	52.53	82.42	85.40	88.30	69.55	74.89	73.85	
		Stride count	34.49	27.54	27.05	26.61	29.98	28.89	174.56	

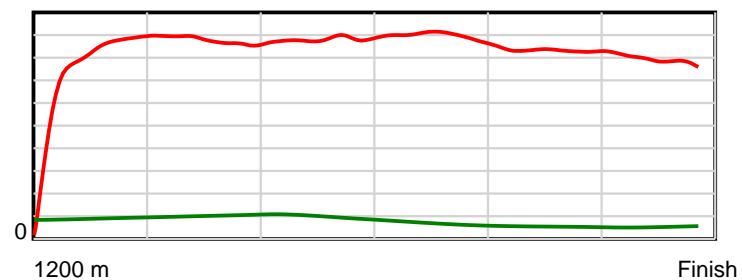
10 m Stride length



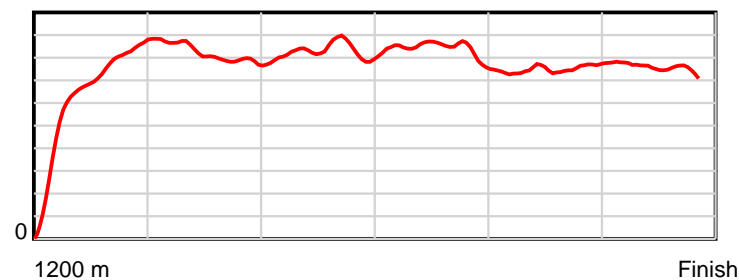
0.6 s Stride duration



20 m/sec Speed



100 % Stride efficiency



Note: Horizontal distance axis grid lines are 200m furlongs.

Disclaimer.

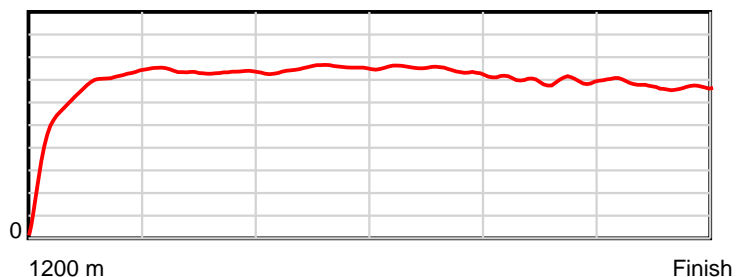
Tasracing Pty Ltd and Thoroughbred Ratings Pty Ltd accepts no responsibility for the completeness or accuracy of any of the information contained herein, and makes no representations about its suitability for any particular purpose. Users should make their own judgements about those matters and/or seek independent advice. You assume all risks associated with use of the data provided on this page.

Race Results

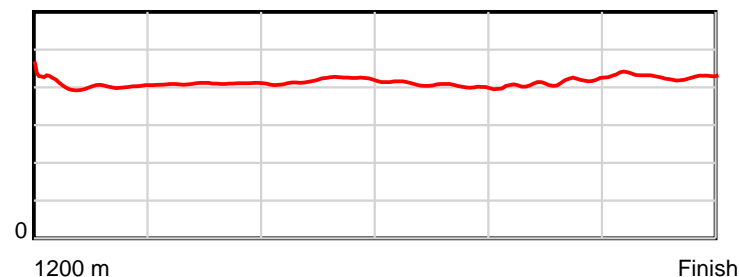
March 18, 2015, Race 3, MDN-SW, Distance 1200m, Mowbray - Offset 0m

Result	TAB no.	Horse (Barrier)	1200 to	1000m to	800m to	600m to	400m to	200m to	Total or	Margin
8th	2	Charloch (3)	1000m	800m	600m	400m	200m	WP	Average	
		Position in running (margin)	-	8(4.8)	8(5.4)	8(6.1)	8(4.3)	8(3.7)		7.50
		Sectional time (s)	14.25	11.15	11.40	11.08	12.35	13.01		
		Cumulative time (s)	73.25	59.00	47.85	36.45	25.37	13.01	1:13.25	
		Speed (m/s)	14.03	17.94	17.54	18.05	16.19	15.37	16.38	
		Stride length (m)	5.69	7.34	7.34	7.31	6.70	6.62	6.78	
		Stride duration (s)	0.405	0.409	0.418	0.405	0.414	0.431	0.414	
		Stride efficiency (%)	50.60	84.16	84.10	83.43	70.09	68.53	71.75	
		Stride count	35.15	27.25	27.26	27.37	29.86	30.20	177.09	

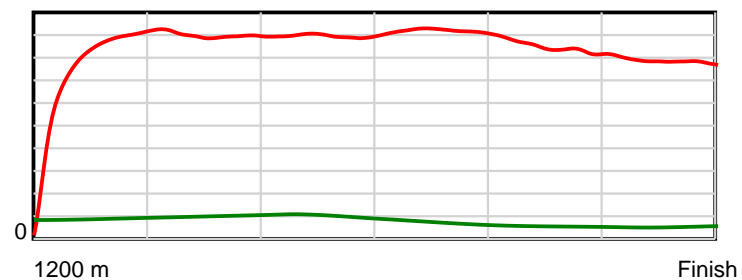
10 m Stride length



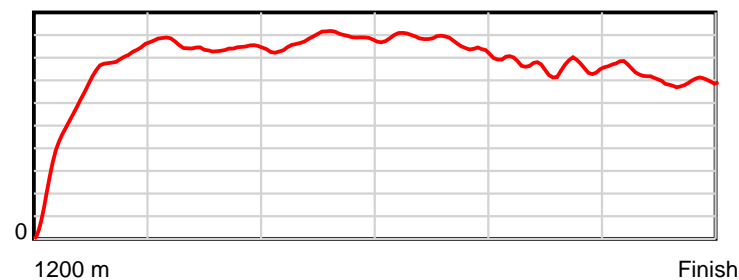
0.6 s Stride duration



20 m/sec Speed



100 % Stride efficiency



Note: Horizontal distance axis grid lines are 200m furlongs.

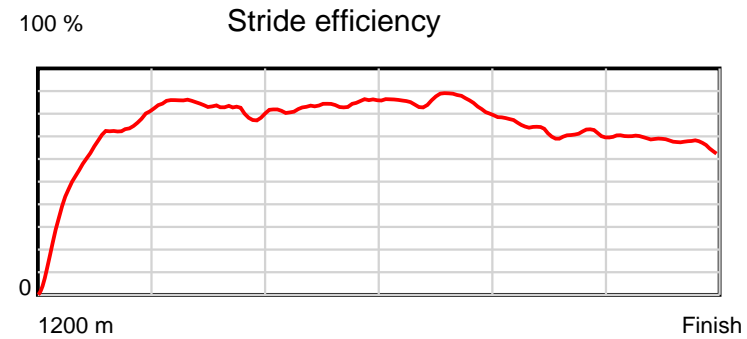
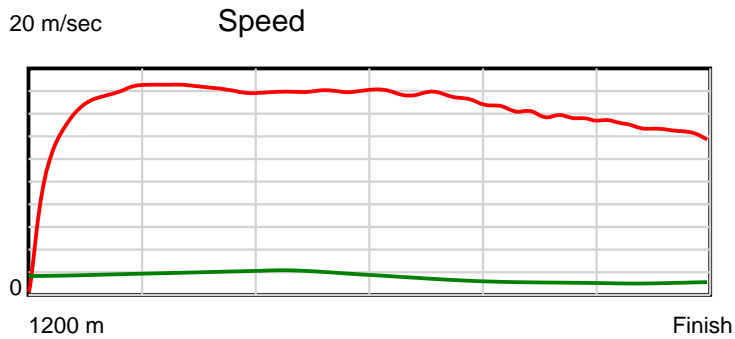
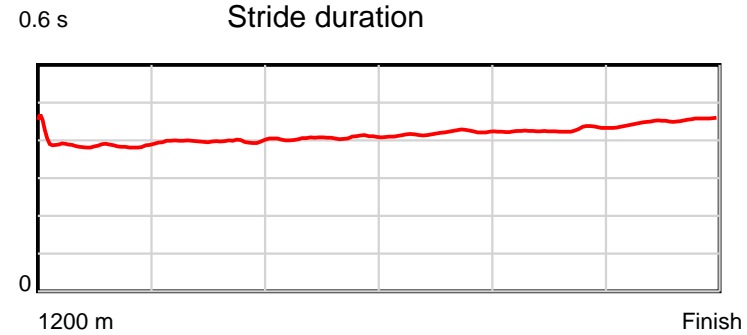
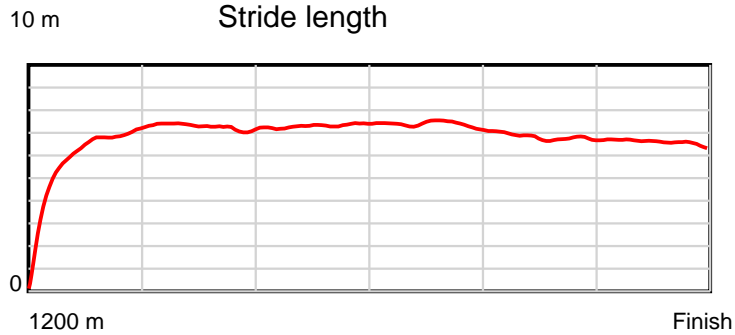
Disclaimer.

Tasracing Pty Ltd and Thoroughbred Ratings Pty Ltd accepts no responsibility for the completeness or accuracy of any of the information contained herein, and makes no representations about its suitability for any particular purpose. Users should make their own judgements about those matters and/or seek independent advice. You assume all risks associated with use of the data provided on this page.

Race Results

March 18, 2015, Race 3, MDN-SW, Distance 1200m, Mowbray - Offset 0m

Result	TAB no.	Horse (Barrier)	1200 to	1000m to	800m to	600m to	400m to	200m to	Total or	Margin
9th	4	Paleface Prest... (9)	1000m	800m	600m	400m	200m	WP	Average	
		Position in running (margin)	-	4(1.2)	2(0.1)	2(0.5)	3(1.6)	7(3.5)		11.00
		Sectional time (s)	13.67	10.88	11.34	11.57	12.76	13.69		
		Cumulative time (s)	73.91	60.24	49.36	38.02	26.45	13.69	1:13.90	
		Speed (m/s)	14.63	18.38	17.64	17.29	15.67	14.61	16.24	
		Stride length (m)	5.99	7.30	7.15	7.25	6.70	6.60	6.80	
		Stride duration (s)	0.390	0.397	0.406	0.419	0.427	0.452	0.419	
		Stride efficiency (%)	56.10	83.23	79.99	82.05	70.10	68.07	72.24	
		Stride count	33.38	27.40	27.95	27.60	29.86	30.30	176.49	



Note: Horizontal distance axis grid lines are 200m furlongs.

Disclaimer.

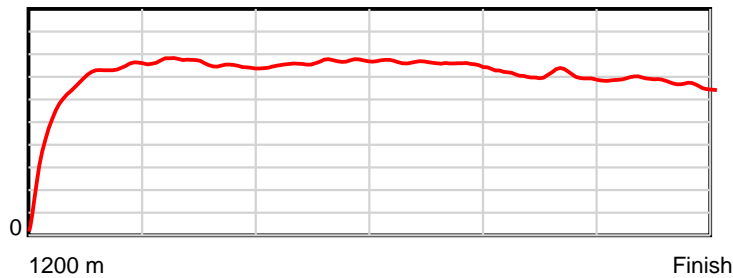
Tasracing Pty Ltd and Thoroughbred Ratings Pty Ltd accepts no responsibility for the completeness or accuracy of any of the information contained herein, and makes no representations about its suitability for any particular purpose. Users should make their own judgements about those matters and/or seek independent advice. You assume all risks associated with use of the data provided on this page.

Race Results

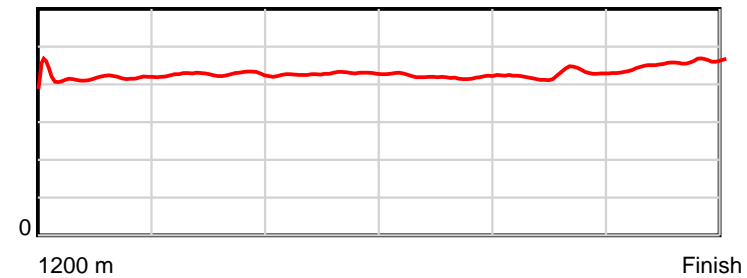
March 18, 2015, Race 3, MDN-SW, Distance 1200m, Mowbray - Offset 0m

Result	TAB no.	Horse (Barrier)	1200 to	1000m to	800m to	600m to	400m to	200m to	Total or	Margin
10th	5	Simdav (11)	1000m	800m	600m	400m	200m	WP	Average	
		Position in running (margin)	-	3(1.0)	4(2.5)	4(4.0)	7(3.6)	10(5.8)		14.00
		Sectional time (s)	13.71	11.30	11.54	11.32	12.81	13.81		
		Cumulative time (s)	74.49	60.78	49.48	37.95	26.62	13.81	1:14.48	
		Speed (m/s)	14.59	17.70	17.33	17.67	15.61	14.48	16.11	
		Stride length (m)	6.17	7.55	7.42	7.39	6.66	6.62	6.93	
		Stride duration (s)	0.422	0.426	0.428	0.418	0.426	0.457	0.430	
		Stride efficiency (%)	59.49	89.00	86.01	85.35	69.22	68.56	75.04	
		Stride count	32.41	26.50	26.96	27.06	30.05	30.19	173.17	

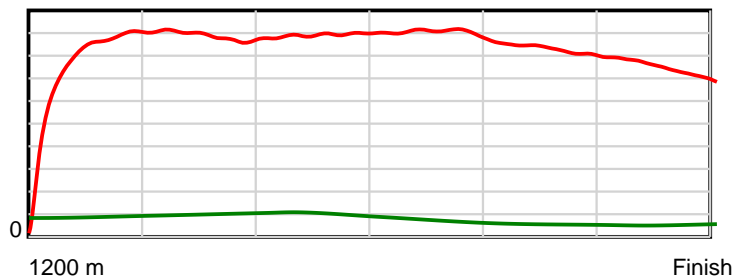
10 m Stride length



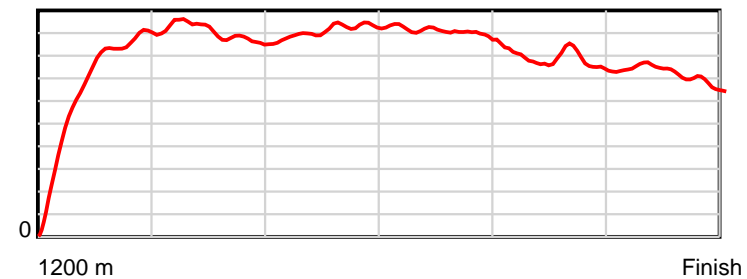
0.6 s Stride duration



20 m/sec Speed



100 % Stride efficiency



Note: Horizontal distance axis grid lines are 200m furlongs.

Disclaimer.

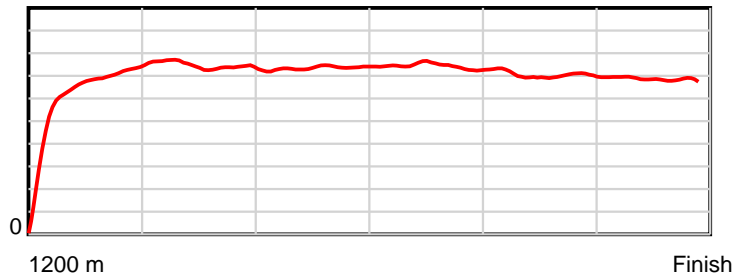
Tasracing Pty Ltd and Thoroughbred Ratings Pty Ltd accepts no responsibility for the completeness or accuracy of any of the information contained herein, and makes no representations about its suitability for any particular purpose. Users should make their own judgements about those matters and/or seek independent advice. You assume all risks associated with use of the data provided on this page.

Race Results

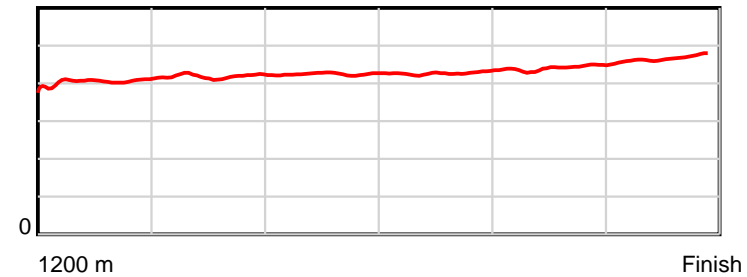
March 18, 2015, Race 3, MDN-SW, Distance 1200m, Mowbray - Offset 0m

Result	TAB no.	Horse (Barrier)	1200 to	1000m to	800m to	600m to	400m to	200m to	Total or	Margin
11th	1	Bloodshot (7)	1000m	800m	600m	400m	200m	WP	Average	
		Position in running (margin)	-	7(4.5)	7(5.3)	7(5.3)	9(4.3)	11(6.5)		14.50
		Sectional time (s)	14.35	11.19	11.28	11.23	12.80	13.73		
		Cumulative time (s)	74.58	60.23	49.03	37.75	26.52	13.73	1:14.57	
		Speed (m/s)	13.93	17.87	17.73	17.81	15.62	14.57	16.09	
		Stride length (m)	5.68	7.47	7.52	7.59	6.87	6.79	6.92	
		Stride duration (s)	0.399	0.418	0.424	0.426	0.439	0.466	0.430	
		Stride efficiency (%)	50.33	87.28	88.40	90.07	73.71	71.99	74.74	
		Stride count	35.24	26.76	26.59	26.34	29.12	29.47	173.52	

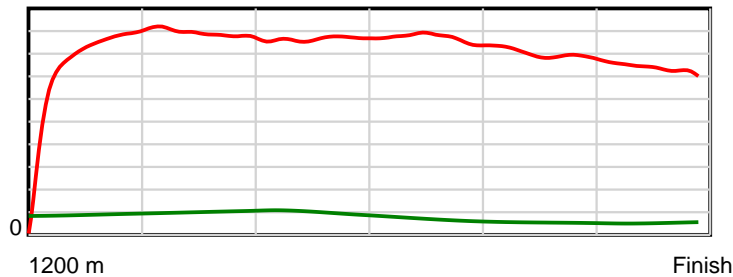
10 m Stride length



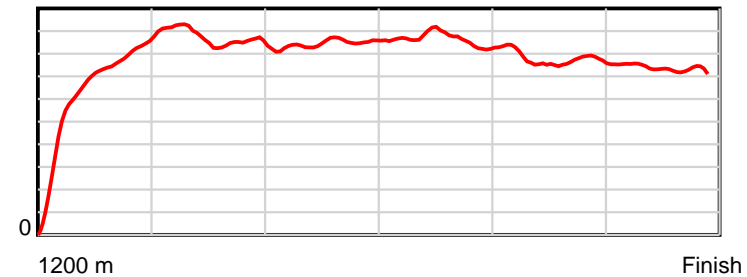
0.6 s Stride duration



20 m/sec Speed



100 % Stride efficiency



Note: Horizontal distance axis grid lines are 200m furlongs.

Disclaimer.

Tasracing Pty Ltd and Thoroughbred Ratings Pty Ltd accepts no responsibility for the completeness or accuracy of any of the information contained herein, and makes no representations about its suitability for any particular purpose. Users should make their own judgements about those matters and/or seek independent advice. You assume all risks associated with use of the data provided on this page.