



Race Results

Tasmanian Turf Club, Launceston, March 18, 2015

Compilation date: March 19, 2015, 1:02:37 PM (EST)

Copyright © 2015 Tasracing Pty Ltd. All rights reserved.

Trademarks.

StrideMASTER is a registered trademark of Thoroughbred Ratings Pty Ltd.

Disclaimer.

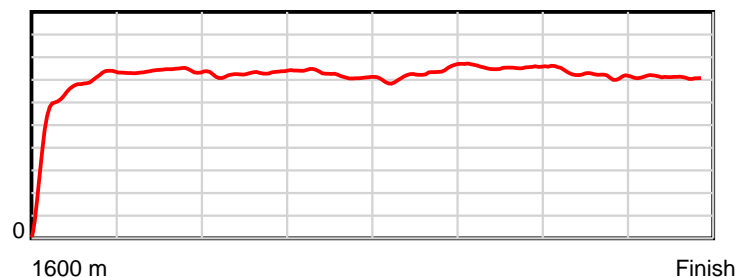
Tasracing Pty Ltd and Thoroughbred Ratings Pty Ltd accepts no responsibility for the completeness or accuracy of any of the information contained herein, and makes no representations about its suitability for any particular purpose. Users should make their own judgements about those matters and/or seek independent advice. You assume all risks associated with use of the data provided on this page.

Race Results

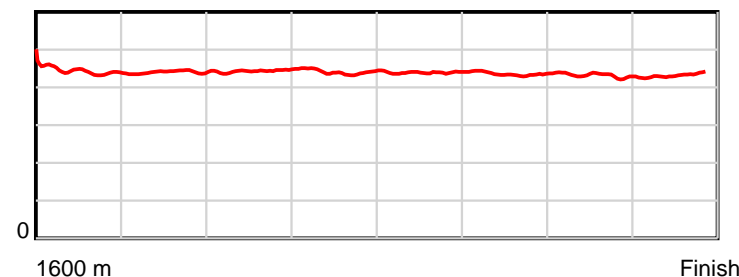
March 18, 2015, Race 8, BM72, Distance 1600m, Mowbray - Offset 0m

Result	TAB no.	Horse (Barrier)	1600 to	1400m to	1200m to	1000m to	800m to	600m to	400m to	200m to	Total or	Margin
1st	8	Rose of Innoce... (1)	1400m	1200m	1000m	800m	600m	400m	200m	WP	Average	
		Position in running (margin)	-	3(0.6)	3(1.6)	3(1.9)	3(2.9)	3(1.3)	3(1.1)	3(1.4)		0.00
		Sectional time (s)	14.98	11.61	11.99	12.27	12.03	11.25	11.98	12.20		
		Cumulative time (s)	98.30	83.32	71.72	59.73	47.46	35.43	24.18	12.20	1:38.29	
		Speed (m/s)	13.35	17.23	16.68	16.30	16.63	17.78	16.69	16.39	16.28	
		Stride length (m)	6.01	7.58	7.38	7.19	7.30	7.74	7.22	7.07	7.15	
		Stride duration (s)	0.450	0.440	0.443	0.441	0.439	0.435	0.433	0.431	0.439	
		Stride efficiency (%)	56.36	89.77	85.19	80.82	83.32	93.63	81.55	78.03	79.86	
		Stride count	33.30	26.39	27.09	27.81	27.39	25.84	27.69	28.30	223.81	

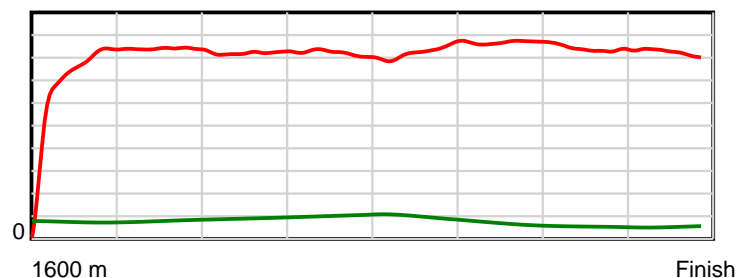
10 m Stride length



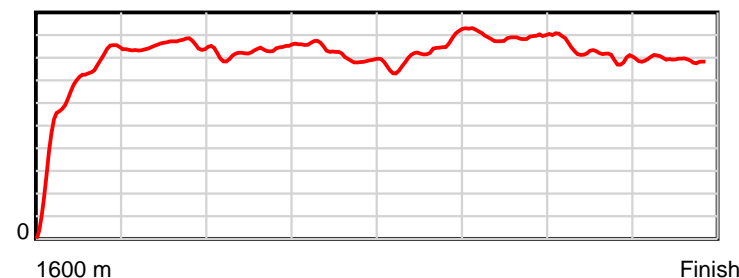
0.6 s Stride duration



20 m/sec Speed



100 % Stride efficiency



Note: Horizontal distance axis grid lines are 200m furlongs.

Disclaimer.

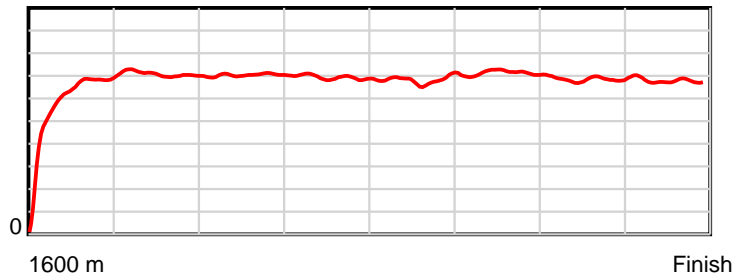
Tasracing Pty Ltd and Thoroughbred Ratings Pty Ltd accepts no responsibility for the completeness or accuracy of any of the information contained herein, and makes no representations about its suitability for any particular purpose. Users should make their own judgements about those matters and/or seek independent advice. You assume all risks associated with use of the data provided on this page.

Race Results

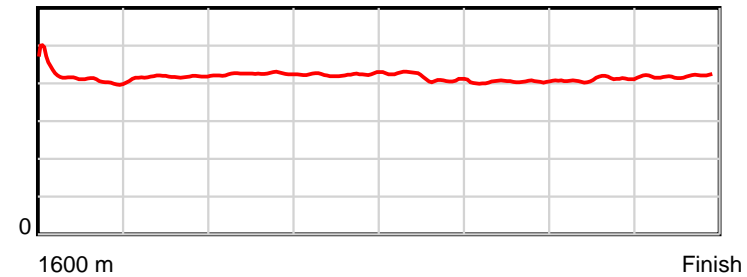
March 18, 2015, Race 8, BM72, Distance 1600m, Mowbray - Offset 0m

Result	TAB no.	Horse (Barrier)	1600 to	1400m to	1200m to	1000m to	800m to	600m to	400m to	200m to	Total or	Margin
2nd	5	Smoke 'n' Whis... (5)	1400m	1200m	1000m	800m	600m	400m	200m	WP	Average	
		Position in running (margin)	-	2(0.0)	2(1.4)	2(1.5)	2(1.0)	2(0.3)	2(0.1)	1(0.0)		0.20
		Sectional time (s)	14.91	11.66	11.96	12.01	12.18	11.24	11.91	12.45		
		Cumulative time (s)	98.34	83.43	71.76	59.80	47.79	35.61	24.36	12.45	1:38.34	
		Speed (m/s)	13.42	17.15	16.72	16.65	16.42	17.79	16.79	16.06	16.27	
		Stride length (m)	5.56	7.16	7.11	7.04	6.85	7.17	6.88	6.74	6.77	
		Stride duration (s)	0.417	0.418	0.425	0.423	0.417	0.403	0.410	0.420	0.416	
		Stride efficiency (%)	48.37	80.10	78.98	77.48	73.31	80.25	73.93	71.09	71.67	
		Stride count	35.95	27.94	28.13	28.40	29.20	27.91	29.08	29.65	236.26	

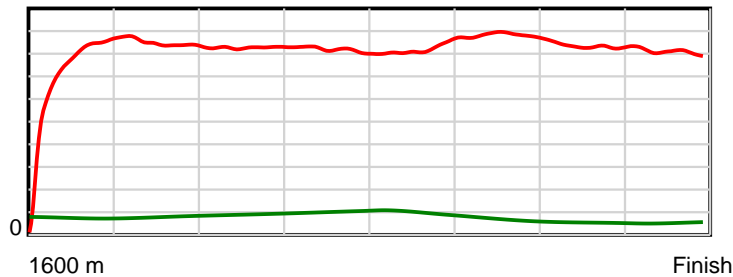
10 m Stride length



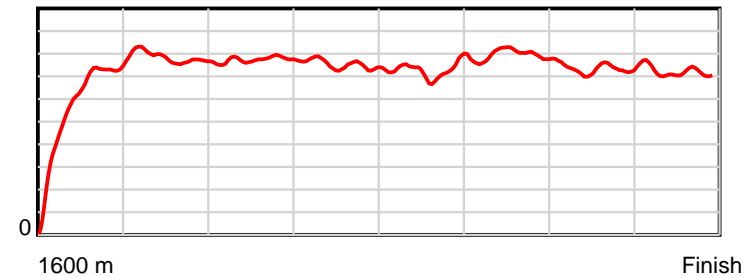
0.6 s Stride duration



20 m/sec Speed



100 % Stride efficiency



Note: Horizontal distance axis grid lines are 200m furlongs.

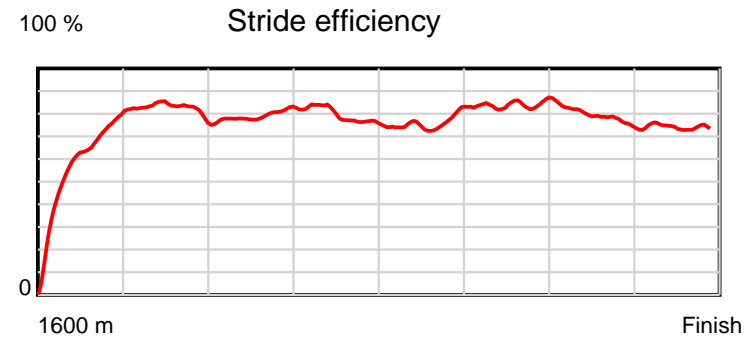
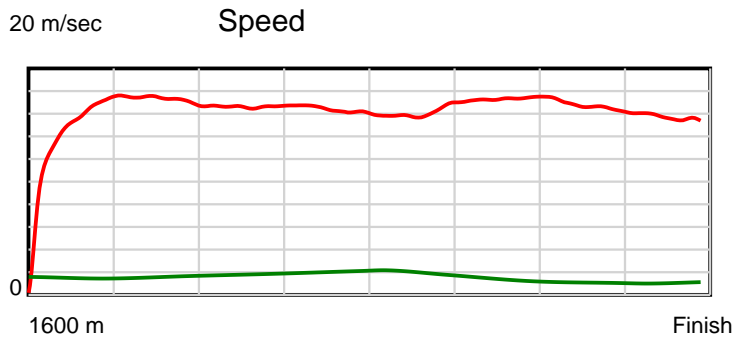
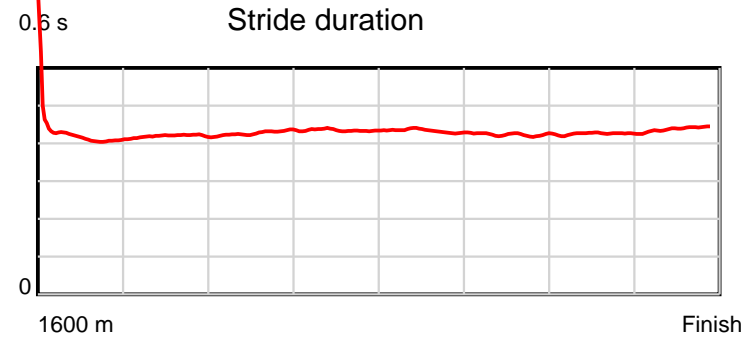
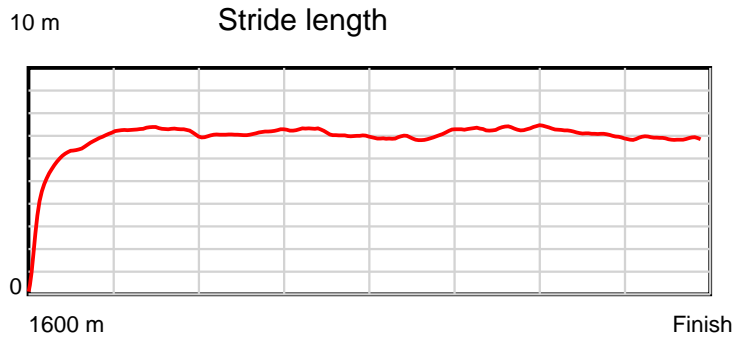
Disclaimer.

Tasracing Pty Ltd and Thoroughbred Ratings Pty Ltd accepts no responsibility for the completeness or accuracy of any of the information contained herein, and makes no representations about its suitability for any particular purpose. Users should make their own judgements about those matters and/or seek independent advice. You assume all risks associated with use of the data provided on this page.

Race Results

March 18, 2015, Race 8, BM72, Distance 1600m, Mowbray - Offset 0m

Result	TAB no.	Horse (Barrier)	1600 to	1400m to	1200m to	1000m to	800m to	600m to	400m to	200m to	Total or	Margin
3rd	6	Finalaregee (3)	1400m	1200m	1000m	800m	600m	400m	200m	WP	Average	
		Position in running (margin)	-	1(0.0)	1(0.0)	1(0.0)	1(0.0)	1(0.0)	1(0.0)	2(0.1)		2.00
		Sectional time (s)	14.99	11.44	11.93	12.11	12.29	11.29	11.94	12.68		
		Cumulative time (s)	98.67	83.68	72.24	60.30	48.20	35.91	24.62	12.68	1:38.67	
		Speed (m/s)	13.34	17.48	16.76	16.52	16.27	17.71	16.75	15.77	16.22	
		Stride length (m)	5.58	7.33	7.16	7.17	7.05	7.49	7.12	6.91	6.92	
		Stride duration (s)	0.415	0.419	0.427	0.434	0.433	0.423	0.425	0.438	0.427	
		Stride efficiency (%)	48.57	83.88	80.18	80.44	77.64	87.77	79.12	74.66	74.93	
		Stride count	35.87	27.30	27.92	27.87	28.37	26.69	28.11	28.93	231.06	



Note: Horizontal distance axis grid lines are 200m furlongs.

Disclaimer.

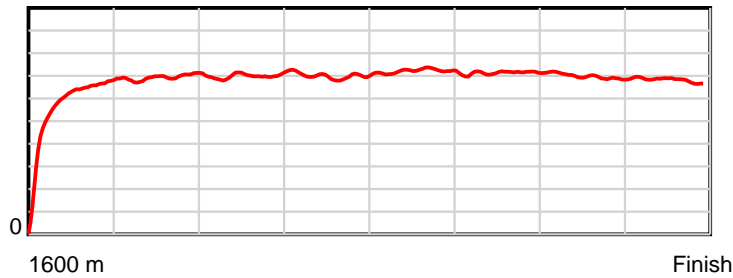
Tasracing Pty Ltd and Thoroughbred Ratings Pty Ltd accepts no responsibility for the completeness or accuracy of any of the information contained herein, and makes no representations about its suitability for any particular purpose. Users should make their own judgements about those matters and/or seek independent advice. You assume all risks associated with use of the data provided on this page.

Race Results

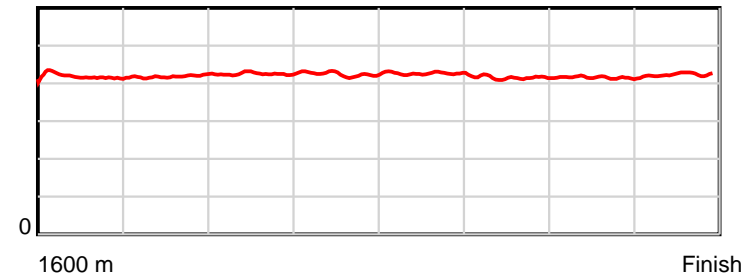
March 18, 2015, Race 8, BM72, Distance 1600m, Mowbray - Offset 0m

Result	TAB no.	Horse (Barrier)	1600 to	1400m to	1200m to	1000m to	800m to	600m to	400m to	200m to	Total or	Margin
4th	7	Shayana (4)	1400m	1200m	1000m	800m	600m	400m	200m	WP	Average	
		Position in running (margin)	-	5(2.2)	5(4.5)	5(5.0)	5(4.3)	5(2.7)	6(4.3)	4(4.7)		2.80
		Sectional time (s)	15.16	11.82	12.01	12.00	12.02	11.55	11.99	12.27		
		Cumulative time (s)	98.82	83.66	71.84	59.83	47.83	35.82	24.26	12.27	1:38.81	
		Speed (m/s)	13.19	16.92	16.65	16.67	16.64	17.32	16.68	16.30	16.19	
		Stride length (m)	5.44	7.06	7.07	7.07	7.11	7.17	6.92	6.88	6.79	
		Stride duration (s)	0.417	0.418	0.424	0.424	0.427	0.414	0.415	0.422	0.419	
		Stride efficiency (%)	46.22	77.96	78.01	78.11	78.91	80.41	74.87	74.02	72.04	
		Stride count	36.77	28.31	28.31	28.29	28.14	27.88	28.89	29.06	235.65	

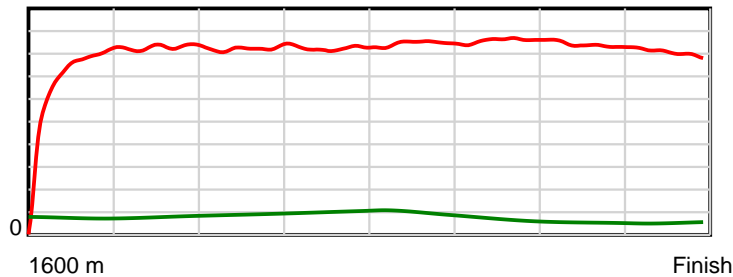
10 m Stride length



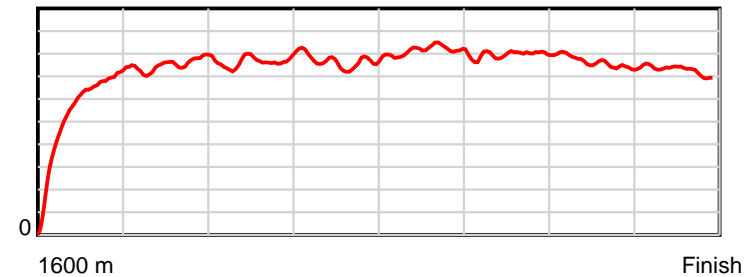
0.6 s Stride duration



20 m/sec Speed



100 % Stride efficiency



Note: Horizontal distance axis grid lines are 200m furlongs.

Disclaimer.

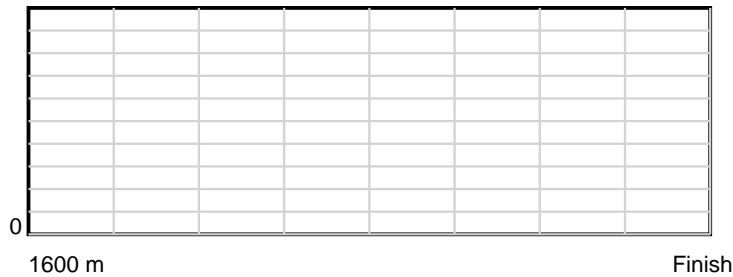
Tasracing Pty Ltd and Thoroughbred Ratings Pty Ltd accepts no responsibility for the completeness or accuracy of any of the information contained herein, and makes no representations about its suitability for any particular purpose. Users should make their own judgements about those matters and/or seek independent advice. You assume all risks associated with use of the data provided on this page.

Race Results


March 18, 2015, Race 8, BM72, Distance 1600m, Mowbray - Offset 0m

Result	TAB no.	Horse (Barrier)	1600 to	1400m to	1200m to	1000m to	800m to	600m to	400m to	200m to	Total or	Margin
5th	1	Second Dozen (7)										
		Position in running (margin)										
		Sectional time (s)										
		Cumulative time (s)										
		Speed (m/s)										
		Stride length (m)										
		Stride duration (s)										
		Stride efficiency (%)										
		Stride count										

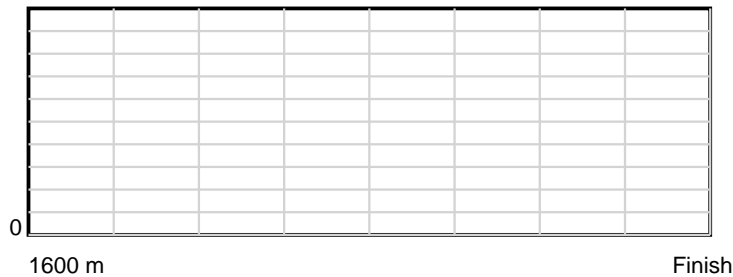
10 m Stride length



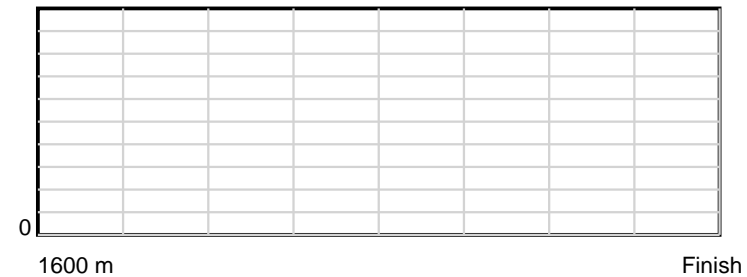
0.6 s Stride duration



20 m/sec Speed



100 % Stride efficiency



Note: Horizontal distance axis grid lines are 200m furlongs.

Disclaimer.

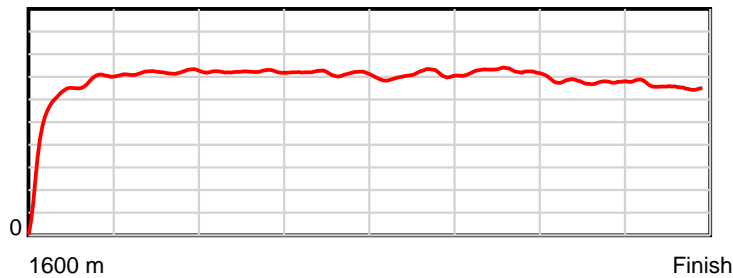
Tasracing Pty Ltd and Thoroughbred Ratings Pty Ltd accepts no responsibility for the completeness or accuracy of any of the information contained herein, and makes no representations about its suitability for any particular purpose. Users should make their own judgements about those matters and/or seek independent advice. You assume all risks associated with use of the data provided on this page.

Race Results

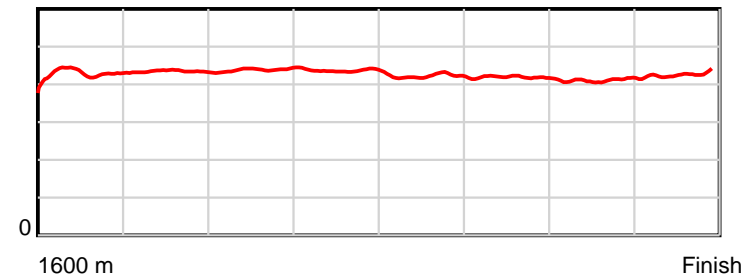
March 18, 2015, Race 8, BM72, Distance 1600m, Mowbray - Offset 0m

Result	TAB no.	Horse (Barrier)	1600 to	1400m to	1200m to	1000m to	800m to	600m to	400m to	200m to	Total or	Margin
6th	3	Lingo (2)	1400m	1200m	1000m	800m	600m	400m	200m	WP	Average	
		Position in running (margin)	-	4(1.4)	4(2.8)	4(3.1)	4(3.3)	4(2.4)	4(3.0)	5(4.9)		7.30
		Sectional time (s)	15.26	11.67	11.98	12.13	12.14	11.40	12.23	12.85		
		Cumulative time (s)	99.66	84.40	72.73	60.74	48.61	36.47	25.07	12.85	1:39.65	
		Speed (m/s)	13.10	17.14	16.69	16.49	16.47	17.54	16.35	15.56	16.05	
		Stride length (m)	5.59	7.44	7.31	7.20	6.97	7.34	6.72	6.62	6.85	
		Stride duration (s)	0.422	0.434	0.438	0.437	0.423	0.418	0.411	0.425	0.426	
		Stride efficiency (%)	48.81	86.59	83.40	81.12	75.83	84.08	70.55	68.51	73.22	
		Stride count	35.79	26.87	27.38	27.76	28.71	27.27	29.76	30.20	233.74	

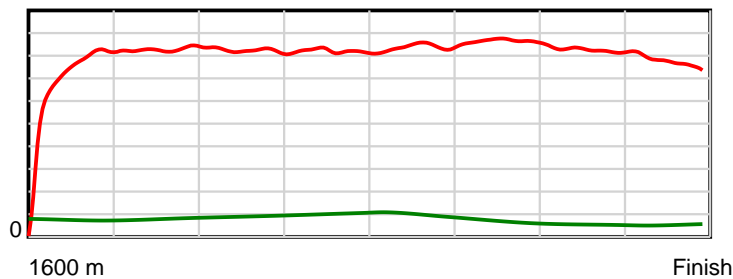
10 m Stride length



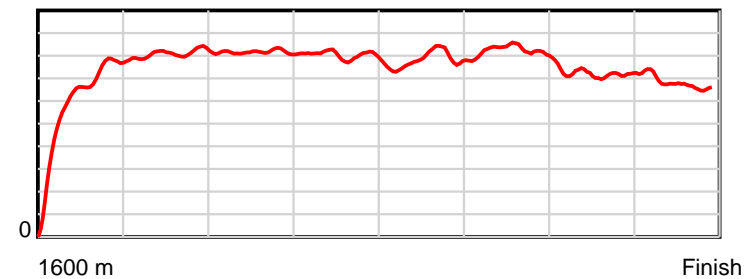
0.6 s Stride duration



20 m/sec Speed



100 % Stride efficiency



Note: Horizontal distance axis grid lines are 200m furlongs.

Disclaimer.

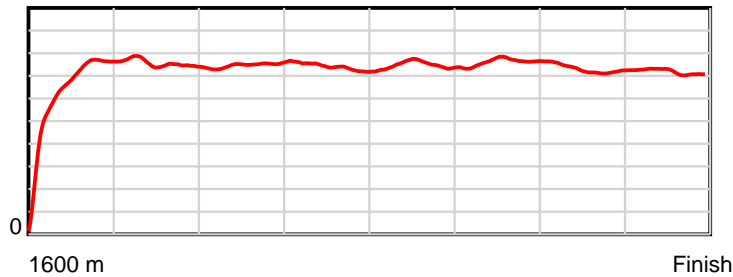
Tasracing Pty Ltd and Thoroughbred Ratings Pty Ltd accepts no responsibility for the completeness or accuracy of any of the information contained herein, and makes no representations about its suitability for any particular purpose. Users should make their own judgements about those matters and/or seek independent advice. You assume all risks associated with use of the data provided on this page.

Race Results

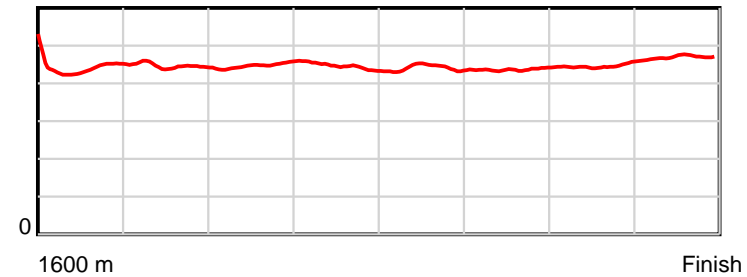
March 18, 2015, Race 8, BM72, Distance 1600m, Mowbray - Offset 0m

Result	TAB no.	Horse (Barrier)	1600 to	1400m to	1200m to	1000m to	800m to	600m to	400m to	200m to	Total or	Margin
7th	2	Catwen Boy (6)	1400m	1200m	1000m	800m	600m	400m	200m	WP	Average	
		Position in running (margin)	-	6(6.2)	6(6.4)	6(6.4)	6(5.4)	6(3.8)	5(4.3)	6(7.7)		11.60
		Sectional time (s)	16.00	11.47	11.93	11.94	12.02	11.37	12.49	13.27		
		Cumulative time (s)	100.49	84.49	73.02	61.09	49.15	37.13	25.76	13.27	1:40.48	
		Speed (m/s)	12.50	17.44	16.76	16.75	16.64	17.59	16.01	15.07	15.92	
		Stride length (m)	6.06	7.77	7.49	7.47	7.31	7.67	7.13	7.08	7.21	
		Stride duration (s)	0.447	0.446	0.446	0.446	0.440	0.436	0.445	0.469	0.453	
		Stride efficiency (%)	57.37	94.44	87.55	87.21	83.53	92.00	79.38	78.25	81.20	
		Stride count	33.01	25.73	26.72	26.77	27.35	26.06	28.06	28.26	221.96	

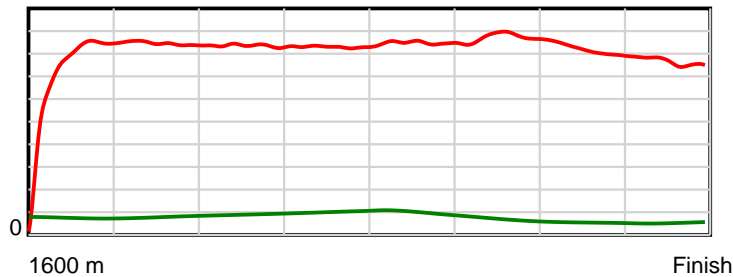
10 m Stride length



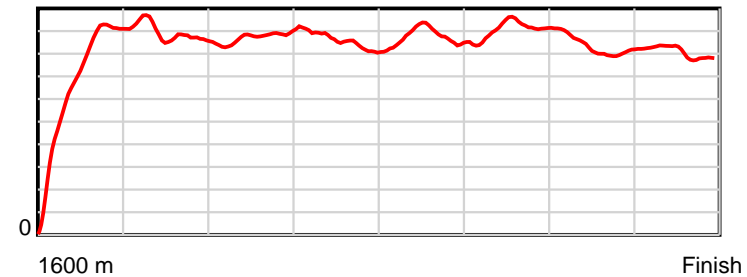
0.6 s Stride duration



20 m/sec Speed



100 % Stride efficiency



Note: Horizontal distance axis grid lines are 200m furlongs.

Disclaimer.

Tasracing Pty Ltd and Thoroughbred Ratings Pty Ltd accepts no responsibility for the completeness or accuracy of any of the information contained herein, and makes no representations about its suitability for any particular purpose. Users should make their own judgements about those matters and/or seek independent advice. You assume all risks associated with use of the data provided on this page.