



Speed Map

Tasmanian Turf Club, Launceston, February 13, 2013

Form Guide

Compilation date: February 12, 2013, 8:24:35 AM (EST)

Copyright © 2013 Tasracing Pty Ltd. All rights reserved.

Trademarks.

StrideMASTER is a registered trademark of Thoroughbred Ratings Pty Ltd.

Disclaimer.
















Tasracing Pty Ltd and Thoroughbred Ratings Pty Ltd accepts no responsibility for the completeness or accuracy of any of the information contained herein, and makes no representations about its suitability for any particular purpose. Users should make their own judgements about those matters and/or seek independent advice. You assume all risks associated with use of the data provided on this page.

Speed Map

February 13, 2013, Race 1, MDN-SW, Distance 1200m, Mowbray - Offset 7m

Compilation date: February 12, 2013, 8:24:35 AM (EST)

StrideMaster predicted tempo is: Even.

Barrier	TAB no.	Horse	Starts	Back	Midfield	Forward
1	5	Sting'em	5			
2	7	Aman's Word	2			
3	6	Mundine	1			
4	1	Fast Mail	3			
5	2	Grandarci	0			
6	8	High Speed	5			
7	11	Rosemount Dara	2			
8	17	Anelka	2			
9	18	Our Dealer	4			
10	9	Honey Four Us	1			
11	13	Mercyful Fate	1			
12	16	My Evie Darlin'	1			
13	15	Striking Bride	3			
14	12	Lake Nive	0			
15	3	His Royal Tea	1			
16	4	Rokeby Lad	0			
17	10	Liluka Belle	1			
18	14	Quest for Broadway	2			

StrideMASTER Speed Maps are generated using each horse's settled positions from their previous starts. The settled position is usually taken at the second 200m sectional crossing point in the race. This report is automatically generated from the StrideMASTER database using historical data from the horse's previous starts.

Disclaimer.


















Tasracing Pty Ltd and Thoroughbred Ratings Pty Ltd accepts no responsibility for the completeness or accuracy of any of the information contained herein, and makes no representations about its suitability for any particular purpose. Users should make their own judgements about those matters and/or seek independent advice. You assume all risks associated with use of the data provided on this page.

Speed Map

February 13, 2013, Race 2, MDN-SW, Distance 1400m, Mowbray - Offset 7m

Compilation date: February 12, 2013, 8:24:36 AM (EST)

StrideMaster predicted tempo is: Slow.

Barrier	TAB no.	Horse	Starts	Back	Midfield	Forward
1	4	Da Ponte	5			
2	3	Nitro Qui	4			
3	11	Us Once Mour	1			
4	17	Royal Classic	4			
5	5	Oscar's Law	4			
6	1	Gee Gees Cool Kid	4			
7	10	Sienna of Sydney	2			
8	8	Ladra	0			
9	13	Royal Beluga	3			
10	18	Gee Gee's Lass	3			
11	2	Master Style	4			
12	7	Girl On Fire	2			
13	15	Royal Equerry	3			
14	14	Sandstorming	1			
15	6	Spondalara	1			
16	12	Novaell	3			
17	16	Lady Imelda	4			
18	9	Sheza Gee Gee	3			

StrideMASTER Speed Maps are generated using each horse's settled positions from their previous starts. The settled position is usually taken at the second 200m sectional crossing point in the race. This report is automatically generated from the StrideMASTER database using historical data from the horse's previous starts.

Disclaimer.












Tasracing Pty Ltd and Thoroughbred Ratings Pty Ltd accepts no responsibility for the completeness or accuracy of any of the information contained herein, and makes no representations about its suitability for any particular purpose. Users should make their own judgements about those matters and/or seek independent advice. You assume all risks associated with use of the data provided on this page.

Speed Map

February 13, 2013, Race 3, BM78, Distance 1400m, Mowbray - Offset 7m

Compilation date: February 12, 2013, 8:24:36 AM (EST)

StrideMaster predicted tempo is: Even.

Barrier	TAB no.	Horse	Starts	Back	Midfield	Forward
1	9	Nerak	5			
2	2	Huon Knight	2			
3	8	Whiskey Fella	4			
4	10	Sin 'n' Tel	5			
5	5	Second Dozen	4			
6	3	Miswaki Call	4			
7	1	Ladali	3			
8	11	Three Crowns	5			
9	6	Tranquil Lass	4			
10	4	Isibaeva	4			
11	7	Another Concerto	5			

StrideMASTER Speed Maps are generated using each horse's settled positions from their previous starts. The settled position is usually taken at the second 200m sectional crossing point in the race. This report is automatically generated from the StrideMASTER database using historical data from the horse's previous starts.

Disclaimer.








Tasracing Pty Ltd and Thoroughbred Ratings Pty Ltd accepts no responsibility for the completeness or accuracy of any of the information contained herein, and makes no representations about its suitability for any particular purpose. Users should make their own judgements about those matters and/or seek independent advice. You assume all risks associated with use of the data provided on this page.

Speed Map

February 13, 2013, Race 4, 3Y CLASSIC, Distance 1200m, Mowbray - Offset 7m

Compilation date: February 12, 2013, 8:24:36 AM (EST)

StrideMaster predicted tempo is: Fast.

Barrier	TAB no.	Horse	Starts	Back	Midfield	Forward
1	7	Clonbullogue	5			
2	2	California Wish	5			
3	4	Cuprona Road	2			
4	6	Our Clangalang	2			
5	5	Daunting Dancer	4			
6	3	Tiger's Cub	1			
7	1	Royal Rapture	5			

StrideMASTER Speed Maps are generated using each horse's settled positions from their previous starts. The settled position is usually taken at the second 200m sectional crossing point in the race. This report is automatically generated from the StrideMASTER database using historical data from the horse's previous starts.

Disclaimer.







Tasracing Pty Ltd and Thoroughbred Ratings Pty Ltd accepts no responsibility for the completeness or accuracy of any of the information contained herein, and makes no representations about its suitability for any particular purpose. Users should make their own judgements about those matters and/or seek independent advice. You assume all risks associated with use of the data provided on this page.

Speed Map

February 13, 2013, Race 5, MM 2Y-CLSC, Distance 1200m, Mowbray - Offset 7m

Compilation date: February 12, 2013, 8:24:36 AM (EST)

StrideMaster predicted tempo is: Fast.

Barrier	TAB no.	Horse	Starts	Back	Midfield	Forward
1	1	Inner Warrior	2			
2	6	Unparalleled	1			
3	8	Hoop	2			
4	10	Down to the Wire	1			
5	5	March Hope	0			
6	4	Chips	0			
7	7	Frolicked	1			
8	3	All Cheer	0			
9	9	New Vision	0			
10	2	Vigilante	1			

StrideMASTER Speed Maps are generated using each horse's settled positions from their previous starts. The settled position is usually taken at the second 200m sectional crossing point in the race. This report is automatically generated from the StrideMASTER database using historical data from the horse's previous starts.

Disclaimer.

















Tasracing Pty Ltd and Thoroughbred Ratings Pty Ltd accepts no responsibility for the completeness or accuracy of any of the information contained herein, and makes no representations about its suitability for any particular purpose. Users should make their own judgements about those matters and/or seek independent advice. You assume all risks associated with use of the data provided on this page.

Speed Map

February 13, 2013, Race 6, OPEN HCP, Distance 2100m, Mowbray - Offset 7m

Compilation date: February 12, 2013, 8:24:36 AM (EST)

StrideMaster predicted tempo is: Fast.

Barrier	TAB no.	Horse	Starts	Back	Midfield	Forward
1	10	Sandeep	5			
2	16	Mecadoni	5			
3	4	Can Get Thirsty	4			
4	9	Richoman	1			
5	7	Neil's Gold	5			
6	15	Integer	4			
7	1	Catwen Boy	5			
8	8	North Lodge	5			
9	3	Royal Miswaki	4			
10	13	Knots Sister	5			
11	6	Naadji	4			
12	2	Omega Quest	3			
13	14	Colossus of Rhodes	4			
14	11	Uboa	3			
15	5	Gee Gee's La Quita	5			
16	12	Unoaked	4			

StrideMASTER Speed Maps are generated using each horse's settled positions from their previous starts. The settled position is usually taken at the second 200m sectional crossing point in the race. This report is automatically generated from the StrideMASTER database using historical data from the horse's previous starts.

Disclaimer.









Tasracing Pty Ltd and Thoroughbred Ratings Pty Ltd accepts no responsibility for the completeness or accuracy of any of the information contained herein, and makes no representations about its suitability for any particular purpose. Users should make their own judgements about those matters and/or seek independent advice. You assume all risks associated with use of the data provided on this page.

Speed Map

February 13, 2013, Race 7, OPEN HCP, Distance 1200m, Mowbray - Offset 7m

Compilation date: February 12, 2013, 8:24:36 AM (EST)

StrideMaster predicted tempo is: Fast.

Barrier	TAB no.	Horse	Starts	Back	Midfield	Forward
1	1	Dee Bee Nine	1			
2	6	Blue Light	5			
3	8	Good Boy Robert	4			
4	5	The Son Shines	5			
5	4	King Kalakaua	5			
6	2	Punctuate	5			
7	3	Black 'n' Tough	5			
8	7	Tap It In	5			

StrideMASTER Speed Maps are generated using each horse's settled positions from their previous starts. The settled position is usually taken at the second 200m sectional crossing point in the race. This report is automatically generated from the StrideMASTER database using historical data from the horse's previous starts.

Disclaimer.













Tasracing Pty Ltd and Thoroughbred Ratings Pty Ltd accepts no responsibility for the completeness or accuracy of any of the information contained herein, and makes no representations about its suitability for any particular purpose. Users should make their own judgements about those matters and/or seek independent advice. You assume all risks associated with use of the data provided on this page.

Speed Map

February 13, 2013, Race 8, CL1, Distance 1400m, Mowbray - Offset 7m

Compilation date: February 12, 2013, 8:24:36 AM (EST)

StrideMaster predicted tempo is: Even.

Barrier	TAB no.	Horse	Starts	Back	Midfield	Forward
1	5	In the Frame	5			
2	11	Way to Go Telesto	1			
3	9	Landstar	1			
4	2	Anniversary Belle	2			
5	12	Burrendah	4			
6	4	Coastal Rose	4			
7	7	Vivre La Claire	5			
8	6	Miss Eye Candy	5			
9	3	Conviction	5			
10	10	Dazzling Day	5			
11	8	Allgone	5			
12	1	Espry	5			

StrideMASTER Speed Maps are generated using each horse's settled positions from their previous starts. The settled position is usually taken at the second 200m sectional crossing point in the race. This report is automatically generated from the StrideMASTER database using historical data from the horse's previous starts.

Disclaimer.

Tasracing Pty Ltd and Thoroughbred Ratings Pty Ltd accepts no responsibility for the completeness or accuracy of any of the information contained herein, and makes no representations about its suitability for any particular purpose. Users should make their own judgements about those matters and/or seek independent advice. You assume all risks associated with use of the data provided on this page.