



Speed Map

Tasmanian Turf Club, Launceston, February 27, 2013

Form Guide

Compilation date: February 25, 2013, 12:36:10 PM (EST)

Copyright © 2013 Tasracing Pty Ltd. All rights reserved.

Trademarks.

StrideMASTER is a registered trademark of Thoroughbred Ratings Pty Ltd.

Disclaimer.

















Tasracing Pty Ltd and Thoroughbred Ratings Pty Ltd accepts no responsibility for the completeness or accuracy of any of the information contained herein, and makes no representations about its suitability for any particular purpose. Users should make their own judgements about those matters and/or seek independent advice. You assume all risks associated with use of the data provided on this page.

Speed Map

February 27, 2013, Race 1, CL1, Distance 1400m, Mowbray - Offset 3m

Compilation date: February 25, 2013, 12:36:10 PM (EST)

StrideMaster predicted tempo is: Even.

Barrier	TAB no.	Horse	Starts	Back	Midfield	Forward
1	11	Vivre La Claire	5			
2	8	Zarimby	5			
3	1	His Royal Tea	2			
4	14	Sugar Gum	5			
5	3	Esspressardo	5			
6	5	Faster Than Cows	5			
7	15	Way to Go Telesto	2			
8	13	Miss Eye Candy	5			
9	16	Dazzling Day	5			
10	2	The Golden Reef	5			
11	12	Allgone	5			
12	7	Lost Island	5			
13	4	Deputy Duke	5			
14	9	Al's Birthday	4			
15	6	Miss Middleton	1			
16	10	In the Frame	5			

StrideMASTER Speed Maps are generated using each horse's settled positions from their previous starts. The settled position is usually taken at the second 200m sectional crossing point in the race. This report is automatically generated from the StrideMASTER database using historical data from the horse's previous starts.

Disclaimer.















Tasracing Pty Ltd and Thoroughbred Ratings Pty Ltd accepts no responsibility for the completeness or accuracy of any of the information contained herein, and makes no representations about its suitability for any particular purpose. Users should make their own judgements about those matters and/or seek independent advice. You assume all risks associated with use of the data provided on this page.

Speed Map

February 27, 2013, Race 2, CL2, Distance 1200m, Mowbray - Offset 3m

Compilation date: February 25, 2013, 12:36:10 PM (EST)

StrideMaster predicted tempo is: Slow.

Barrier	TAB no.	Horse	Starts	Back	Midfield	Forward
1	12	Miss No Socks	3			
2	10	Digger's Sunrise	5			
3	7	Date And Sign	4			
4	3	Bustaringer	1			
5	6	Cool Partner	5			
6	5	General Quest	2			
7	4	Flash Al Moon	3			
8	14	Pittenweem	5			
9	13	Una Dawn	5			
10	2	Zac's Monty	5			
11	11	Smart Catch	4			
12	9	Lottie's Lady	4			
13	8	Savvy Princess	2			
14	1	The Chancer	5			

StrideMASTER Speed Maps are generated using each horse's settled positions from their previous starts. The settled position is usually taken at the second 200m sectional crossing point in the race. This report is automatically generated from the StrideMASTER database using historical data from the horse's previous starts.

Disclaimer.










Tasracing Pty Ltd and Thoroughbred Ratings Pty Ltd accepts no responsibility for the completeness or accuracy of any of the information contained herein, and makes no representations about its suitability for any particular purpose. Users should make their own judgements about those matters and/or seek independent advice. You assume all risks associated with use of the data provided on this page.

Speed Map

February 27, 2013, Race 3, CL4, Distance 1200m, Mowbray - Offset 3m

Compilation date: February 25, 2013, 12:36:11 PM (EST)

StrideMaster predicted tempo is: Even.

Barrier	TAB no.	Horse	Starts	Back	Midfield	Forward
1	1	Man From Mars	4			
2	2	Artie's Spur	4			
3	8	Kirkson	5			
4	4	Derailleur	5			
5	6	Faith'n'courage	5			
6	3	Blacko	5			
7	7	Magnetosphere	5			
8	5	Double Unique	5			
9	9	Genimay	4			

StrideMASTER Speed Maps are generated using each horse's settled positions from their previous starts. The settled position is usually taken at the second 200m sectional crossing point in the race. This report is automatically generated from the StrideMASTER database using historical data from the horse's previous starts.

Disclaimer.









Tasracing Pty Ltd and Thoroughbred Ratings Pty Ltd accepts no responsibility for the completeness or accuracy of any of the information contained herein, and makes no representations about its suitability for any particular purpose. Users should make their own judgements about those matters and/or seek independent advice. You assume all risks associated with use of the data provided on this page.

Speed Map

February 27, 2013, Race 4, OPEN HCP, Distance 1200m, Mowbray - Offset 3m

Compilation date: February 25, 2013, 12:36:11 PM (EST)

StrideMaster predicted tempo is: Fast.

Barrier	TAB no.	Horse	Starts	Back	Midfield	Forward
1	4	Getitdone	5			
2	5	Hell Strong	4			
3	3	Sorell Miss	5			
4	2	Black 'n' Tough	5			
5	7	Tap It In	5			
6	1	Punctuate	5			
7	6	Blue Light	5			
8	8	Good Boy Robert	4			

StrideMASTER Speed Maps are generated using each horse's settled positions from their previous starts. The settled position is usually taken at the second 200m sectional crossing point in the race. This report is automatically generated from the StrideMASTER database using historical data from the horse's previous starts.

Disclaimer.








Tasracing Pty Ltd and Thoroughbred Ratings Pty Ltd accepts no responsibility for the completeness or accuracy of any of the information contained herein, and makes no representations about its suitability for any particular purpose. Users should make their own judgements about those matters and/or seek independent advice. You assume all risks associated with use of the data provided on this page.

Speed Map

February 27, 2013, Race 5, 3Y CLASSIC, Distance 1200m, Mowbray - Offset 3m

Compilation date: February 25, 2013, 12:36:11 PM (EST)

StrideMaster predicted tempo is: Even.

Barrier	TAB no.	Horse	Starts	Back	Midfield	Forward
1	4	Little River Girl	5			
2	8	Shipspotting	0			
3	5	Terra Amata	3			
4	2	Minute Repeater	3			
5	6	Tiger's Cub	2			
6	1	Streetwise Savoie	5			
7	7	Come Follow Me	5			
8	3	Royal Rapture	5			

StrideMASTER Speed Maps are generated using each horse's settled positions from their previous starts. The settled position is usually taken at the second 200m sectional crossing point in the race. This report is automatically generated from the StrideMASTER database using historical data from the horse's previous starts.

Disclaimer.












Tasracing Pty Ltd and Thoroughbred Ratings Pty Ltd accepts no responsibility for the completeness or accuracy of any of the information contained herein, and makes no representations about its suitability for any particular purpose. Users should make their own judgements about those matters and/or seek independent advice. You assume all risks associated with use of the data provided on this page.

Speed Map

February 27, 2013, Race 6, GOLD SOV, Distance 1200m, Mowbray - Offset 3m

Compilation date: February 25, 2013, 12:36:11 PM (EST)

StrideMaster predicted tempo is: Even.

Barrier	TAB no.	Horse	Starts	Back	Midfield	Forward
1	12	Down to the Wire	2			
2	7	Let's Go Ernie	2			
3	3	Gee Gees Style	3			
4	1	Grand Tycoon	4			
5	5	Inner Warrior	3			
6	6	Lost My Patience	1			
7	10	Geegees Velvet	2			
8	4	Geegees Red Rock	4			
9	11	Miss Elsa	5			
10	8	Chips	1			
11	2	Gracious Prospect	0			
12	9	Gee Gee Black Fury	1			

StrideMASTER Speed Maps are generated using each horse's settled positions from their previous starts. The settled position is usually taken at the second 200m sectional crossing point in the race. This report is automatically generated from the StrideMASTER database using historical data from the horse's previous starts.

Disclaimer.















Tasracing Pty Ltd and Thoroughbred Ratings Pty Ltd accepts no responsibility for the completeness or accuracy of any of the information contained herein, and makes no representations about its suitability for any particular purpose. Users should make their own judgements about those matters and/or seek independent advice. You assume all risks associated with use of the data provided on this page.

Speed Map

February 27, 2013, Race 7, LAUN CUP, Distance 2400m, Mowbray - Offset 3m

Compilation date: February 25, 2013, 12:36:11 PM (EST)

StrideMaster predicted tempo is: Fast.

Barrier	TAB no.	Horse	Starts	Back	Midfield	Forward
1	13	Richoman	2			
2	1	Geegees Blackflash	5			
3	8	Catwen Boy	5			
4	14	Neil's Gold	5			
5	2	The Cleaner	4			
6	6	Fieldmaster	4			
7	3	Hurdy Gurdy Man	1			
8	5	Dream Pedlar	5			
9	12	Ollie's Gold	4			
10	10	Gee Gee's La Quita	5			
11	11	Sandeep	5			
12	9	Unoaked	4			
13	7	Lucky Angel	1			
14	4	Norsqui	4			

StrideMASTER Speed Maps are generated using each horse's settled positions from their previous starts. The settled position is usually taken at the second 200m sectional crossing point in the race. This report is automatically generated from the StrideMASTER database using historical data from the horse's previous starts.

Disclaimer.











Tasracing Pty Ltd and Thoroughbred Ratings Pty Ltd accepts no responsibility for the completeness or accuracy of any of the information contained herein, and makes no representations about its suitability for any particular purpose. Users should make their own judgements about those matters and/or seek independent advice. You assume all risks associated with use of the data provided on this page.

Speed Map

February 27, 2013, Race 8, GEO ADAMS, Distance 1600m, Mowbray - Offset 3m

Compilation date: February 25, 2013, 12:36:11 PM (EST)

StrideMaster predicted tempo is: Even.

Barrier	TAB no.	Horse	Starts	Back	Midfield	Forward
1	7	Barysh Quest	4			
2	9	Second Dozen	5			
3	8	Jakcorijim	5			
4	11	Beautiful Buns	5			
5	5	Banca Mo	5			
6	3	Cellarmaster	3			
7	4	Lord of Brazil	0			
8	1	Youthful Jack	5			
9	6	Success Dostta	5			
10	2	Under the Eiffel	1			
11	10	Rahveel	2			

StrideMASTER Speed Maps are generated using each horse's settled positions from their previous starts. The settled position is usually taken at the second 200m sectional crossing point in the race. This report is automatically generated from the StrideMASTER database using historical data from the horse's previous starts.

Disclaimer.













Tasracing Pty Ltd and Thoroughbred Ratings Pty Ltd accepts no responsibility for the completeness or accuracy of any of the information contained herein, and makes no representations about its suitability for any particular purpose. Users should make their own judgements about those matters and/or seek independent advice. You assume all risks associated with use of the data provided on this page.

Speed Map

February 27, 2013, Race 9, BM68, Distance 1600m, Mowbray - Offset 3m

Compilation date: February 25, 2013, 12:36:11 PM (EST)

StrideMaster predicted tempo is: Fast.

Barrier	TAB no.	Horse	Starts	Back	Midfield	Forward
1	13	Rezoning	4			
2	5	Bianforgetful	5			
3	8	Bouggie Danzer	4			
4	10	Oxy Angel	4			
5	11	Nerak	5			
6	4	Musique Player	5			
7	6	Drunken Poet	0			
8	1	Pengalas Gee Gee	3			
9	3	Tiger Jack	4			
10	7	Serpents View	3			
11	12	Sin 'n' Tel	5			
12	9	Lolly Delight	4			
13	2	Visual Effects	5			

StrideMASTER Speed Maps are generated using each horse's settled positions from their previous starts. The settled position is usually taken at the second 200m sectional crossing point in the race. This report is automatically generated from the StrideMASTER database using historical data from the horse's previous starts.

Disclaimer.










Tasracing Pty Ltd and Thoroughbred Ratings Pty Ltd accepts no responsibility for the completeness or accuracy of any of the information contained herein, and makes no representations about its suitability for any particular purpose. Users should make their own judgements about those matters and/or seek independent advice. You assume all risks associated with use of the data provided on this page.

Speed Map

February 27, 2013, Race 10, BM78, Distance 1400m, Mowbray - Offset 3m

Compilation date: February 25, 2013, 12:36:11 PM (EST)

StrideMaster predicted tempo is: Even.

Barrier	TAB no.	Horse	Starts	Back	Midfield	Forward
1	5	Huon Knight	3			
2	3	Ladali	3			
3	8	Shardoo	5			
4	1	Lightly Spiced	5			
5	4	Miswaki Call	4			
6	9	Redboug	5			
7	7	Another Concerto	4			
8	2	King Kalakaua	5			
9	6	Isibaeva	4			

StrideMASTER Speed Maps are generated using each horse's settled positions from their previous starts. The settled position is usually taken at the second 200m sectional crossing point in the race. This report is automatically generated from the StrideMASTER database using historical data from the horse's previous starts.

Disclaimer.

Tasracing Pty Ltd and Thoroughbred Ratings Pty Ltd accepts no responsibility for the completeness or accuracy of any of the information contained herein, and makes no representations about its suitability for any particular purpose. Users should make their own judgements about those matters and/or seek independent advice. You assume all risks associated with use of the data provided on this page.