



Speed Map

Devonport Racing Club, Devonport Synthetic, March 03, 2013

Form Guide

Compilation date: February 28, 2013, 2:45:58 PM (EST)

Copyright © 2013 Tasracing Pty Ltd. All rights reserved.

Trademarks.

StrideMASTER is a registered trademark of Thoroughbred Ratings Pty Ltd.

Disclaimer.






Tasracing Pty Ltd and Thoroughbred Ratings Pty Ltd accepts no responsibility for the completeness or accuracy of any of the information contained herein, and makes no representations about its suitability for any particular purpose. Users should make their own judgements about those matters and/or seek independent advice. You assume all risks associated with use of the data provided on this page.

Speed Map

March 03, 2013, Race 1, 2Y MDN-SW, Distance 900m, Undefined

Compilation date: February 28, 2013, 2:45:58 PM (EST)

StrideMaster predicted tempo is: Even.

Barrier	TAB no.	Horse	Starts	Back	Midfield	Forward
1	3	Quest Master	0			
2	7	Mon Chou Ala Creme	4			
3	5	Gee Gees Prairie	3			
4	4	Sunset Speed	1			
5	2	Holy Cat	0			
6	6	Geegee Pretty Jess	1			
7	1	Geegees Soprano	2			

StrideMASTER Speed Maps are generated using each horse's settled positions from their previous starts. The settled position is usually taken at the second 200m sectional crossing point in the race. This report is automatically generated from the StrideMASTER database using historical data from the horse's previous starts.

Disclaimer.




Tasracing Pty Ltd and Thoroughbred Ratings Pty Ltd accepts no responsibility for the completeness or accuracy of any of the information contained herein, and makes no representations about its suitability for any particular purpose. Users should make their own judgements about those matters and/or seek independent advice. You assume all risks associated with use of the data provided on this page.

Speed Map

March 03, 2013, Race 2, MDN-SW, Distance 1000m, Undefined

Compilation date: February 28, 2013, 2:45:58 PM (EST)

StrideMaster predicted tempo is: Even.

Barrier	TAB no.	Horse	Starts	Back	Midfield	Forward
1	1	Five Star General	4			
2	7	La Bretta	0			
3	6	Hawaiian Girl	0			
4	5	Romp Around Jill	0			
5	8	Maggie's Hawk	2			
6	2	Mossman Blitz	0			
7	4	On Toast	5			
8	3	Give Me a Tip	0			

StrideMASTER Speed Maps are generated using each horse's settled positions from their previous starts. The settled position is usually taken at the second 200m sectional crossing point in the race. This report is automatically generated from the StrideMASTER database using historical data from the horse's previous starts.

Disclaimer.






Tasracing Pty Ltd and Thoroughbred Ratings Pty Ltd accepts no responsibility for the completeness or accuracy of any of the information contained herein, and makes no representations about its suitability for any particular purpose. Users should make their own judgements about those matters and/or seek independent advice. You assume all risks associated with use of the data provided on this page.

Speed Map

March 03, 2013, Race 3, CL1, Distance 1000m, Undefined

Compilation date: February 28, 2013, 2:45:58 PM (EST)

StrideMaster predicted tempo is: Fast.

Barrier	TAB no.	Horse	Starts	Back	Midfield	Forward
1	4	Masterofthemanor	5			
2	3	Telestory	5			
3	1	Royal Knave	5			
4	2	Moral Persuasion	3			
5	5	Our Testament	5			

StrideMASTER Speed Maps are generated using each horse's settled positions from their previous starts. The settled position is usually taken at the second 200m sectional crossing point in the race. This report is automatically generated from the StrideMASTER database using historical data from the horse's previous starts.

Disclaimer.











Tasracing Pty Ltd and Thoroughbred Ratings Pty Ltd accepts no responsibility for the completeness or accuracy of any of the information contained herein, and makes no representations about its suitability for any particular purpose. Users should make their own judgements about those matters and/or seek independent advice. You assume all risks associated with use of the data provided on this page.

Speed Map

March 03, 2013, Race 4, MDN-SW, Distance 1350m, Undefined

Compilation date: February 28, 2013, 2:45:58 PM (EST)

StrideMaster predicted tempo is: Even.

Barrier	TAB no.	Horse	Starts	Back	Midfield	Forward
1	7	Da Nyet	1			
2	4	Gee Gee's Lass	3			
3	3	Our Monashee	5			
4	1	Gee Gees Cool Kid	4			
5	9	Our Clangalang	3			
6	10	Royal Beluga	4			
7	8	Lake Nive	1			
8	2	Mulholland	2			
9	6	Tempest Rose	2			
10	5	Honey Four Us	3			

StrideMASTER Speed Maps are generated using each horse's settled positions from their previous starts. The settled position is usually taken at the second 200m sectional crossing point in the race. This report is automatically generated from the StrideMASTER database using historical data from the horse's previous starts.

Disclaimer.












Tasracing Pty Ltd and Thoroughbred Ratings Pty Ltd accepts no responsibility for the completeness or accuracy of any of the information contained herein, and makes no representations about its suitability for any particular purpose. Users should make their own judgements about those matters and/or seek independent advice. You assume all risks associated with use of the data provided on this page.

Speed Map

March 03, 2013, Race 5, MDN/CL1-SW, Distance 1650m, Undefined

Compilation date: February 28, 2013, 2:45:58 PM (EST)

StrideMaster predicted tempo is: Even.

Barrier	TAB no.	Horse	Starts	Back	Midfield	Forward
1	10	Allegro Dehere	2			
2	6	All I Got	4			
3	9	Tahrir	4			
4	1	Fibbing	4			
5	11	Sandstorming	2			
6	8	Sheza Gee Gee	3			
7	2	Pennys to Gold	5			
8	4	Master Style	4			
9	3	Landstar	2			
10	5	Sienna of Sydney	3			
11	7	Ladra	1			

StrideMASTER Speed Maps are generated using each horse's settled positions from their previous starts. The settled position is usually taken at the second 200m sectional crossing point in the race. This report is automatically generated from the StrideMASTER database using historical data from the horse's previous starts.

Disclaimer.









Tasracing Pty Ltd and Thoroughbred Ratings Pty Ltd accepts no responsibility for the completeness or accuracy of any of the information contained herein, and makes no representations about its suitability for any particular purpose. Users should make their own judgements about those matters and/or seek independent advice. You assume all risks associated with use of the data provided on this page.

Speed Map

March 03, 2013, Race 6, CL2, Distance 1350m, Undefined

Compilation date: February 28, 2013, 2:45:59 PM (EST)

StrideMaster predicted tempo is: Even.

Barrier	TAB no.	Horse	Starts	Back	Midfield	Forward
1	6	Tiger Won't Tell	5			
2	7	The Loot	3			
3	2	Wakefield	4			
4	1	Stormbay Bomber	2			
5	3	Revenging	5			
6	4	Savvy Princess	2			
7	5	Esca	3			
8	8	What a Life	4			

StrideMASTER Speed Maps are generated using each horse's settled positions from their previous starts. The settled position is usually taken at the second 200m sectional crossing point in the race. This report is automatically generated from the StrideMASTER database using historical data from the horse's previous starts.

Disclaimer.








Tasracing Pty Ltd and Thoroughbred Ratings Pty Ltd accepts no responsibility for the completeness or accuracy of any of the information contained herein, and makes no representations about its suitability for any particular purpose. Users should make their own judgements about those matters and/or seek independent advice. You assume all risks associated with use of the data provided on this page.

Speed Map

March 03, 2013, Race 7, BM78, Distance 1150m, Undefined

Compilation date: February 28, 2013, 2:45:59 PM (EST)

StrideMaster predicted tempo is: Fast.

Barrier	TAB no.	Horse	Starts	Back	Midfield	Forward
1	3	Whiskey Fella	4			
2	4	Maximus Meridius	3			
3	7	Incat	5			
4	6	Redboug	5			
5	5	Merits Respect	5			
6	2	Man From Mars	4			
7	1	Good Boy Robert	4			

StrideMASTER Speed Maps are generated using each horse's settled positions from their previous starts. The settled position is usually taken at the second 200m sectional crossing point in the race. This report is automatically generated from the StrideMASTER database using historical data from the horse's previous starts.

Disclaimer.

Tasracing Pty Ltd and Thoroughbred Ratings Pty Ltd accepts no responsibility for the completeness or accuracy of any of the information contained herein, and makes no representations about its suitability for any particular purpose. Users should make their own judgements about those matters and/or seek independent advice. You assume all risks associated with use of the data provided on this page.