



Speed Map

Tasmanian Turf Club, Launceston, March 06, 2013

Form Guide

Compilation date: March 5, 2013, 9:15:13 AM (EST)

Copyright © 2013 Tasracing Pty Ltd. All rights reserved.

Trademarks.

StrideMASTER is a registered trademark of Thoroughbred Ratings Pty Ltd.

Disclaimer.














Tasracing Pty Ltd and Thoroughbred Ratings Pty Ltd accepts no responsibility for the completeness or accuracy of any of the information contained herein, and makes no representations about its suitability for any particular purpose. Users should make their own judgements about those matters and/or seek independent advice. You assume all risks associated with use of the data provided on this page.

Speed Map

March 06, 2013, Race 1, BM62, Distance 1620m, Undefined

Compilation date: March 5, 2013, 9:15:13 AM (EST)

StrideMaster predicted tempo is: Even.

Barrier	TAB no.	Horse	Starts	Back	Midfield	Forward
1	4	Burlington	0			
2	3	Ben Annalou	4			
3	7	Hausratte	2			
4	13	Selingkuh	3			
5	2	Peron Dunes	5			
6	9	Rose of Innocence	5			
7	8	Savannah Cat	5			
8	14	Pittenweem	5			
9	1	Christies	3			
10	12	Mary's Cinder	5			
11	5	Serpents View	3			
12	6	Tiger Won't Tell	5			
13	11	Gold Eliza	5			
14	10	Sin 'n' Tel	5			

StrideMASTER Speed Maps are generated using each horse's settled positions from their previous starts. The settled position is usually taken at the second 200m sectional crossing point in the race. This report is automatically generated from the StrideMASTER database using historical data from the horse's previous starts.

Disclaimer.














Tasracing Pty Ltd and Thoroughbred Ratings Pty Ltd accepts no responsibility for the completeness or accuracy of any of the information contained herein, and makes no representations about its suitability for any particular purpose. Users should make their own judgements about those matters and/or seek independent advice. You assume all risks associated with use of the data provided on this page.

Speed Map

March 06, 2013, Race 2, MDN-SW, Distance 1420m, Undefined

Compilation date: March 5, 2013, 9:15:14 AM (EST)

StrideMaster predicted tempo is: Slow.

Barrier	TAB no.	Horse	Starts	Back	Midfield	Forward
1	10	Hepburn Lady	2			
2	8	Aman's Word	3			
3	3	Rokeby Lad	1			
4	1	Cygnets Storm	1			
5	4	Sting'em	5			
6	7	The Welshman	5			
7	2	Nitro Qui	4			
8	12	Shake Her Up	0			
9	14	She's a Monet	4			
10	5	Master Alfred	4			
11	6	Mulholland	2			
12	11	My Evie Darlin'	2			
13	13	Royal Beluga	4			
14	9	Hawthorne Lane	1			

StrideMASTER Speed Maps are generated using each horse's settled positions from their previous starts. The settled position is usually taken at the second 200m sectional crossing point in the race. This report is automatically generated from the StrideMASTER database using historical data from the horse's previous starts.

Disclaimer.







Tasracing Pty Ltd and Thoroughbred Ratings Pty Ltd accepts no responsibility for the completeness or accuracy of any of the information contained herein, and makes no representations about its suitability for any particular purpose. Users should make their own judgements about those matters and/or seek independent advice. You assume all risks associated with use of the data provided on this page.

Speed Map

March 06, 2013, Race 3, MDN-SW, Distance 1220m, Undefined

Compilation date: March 5, 2013, 9:15:14 AM (EST)

StrideMaster predicted tempo is: Fast.

Barrier	TAB no.	Horse	Starts	Back	Midfield	Forward
1	7	Rosemount Dara	3			
2	2	Aventador	0			
3	1	Great White	4			
4	8	Barambogie	0			
5	9	Dulani	3			
6	5	Spondalara	2			
7	6	Victor Victorium	2			
8	3	Belferno	0			
9	4	Kobble Creek	5			

StrideMASTER Speed Maps are generated using each horse's settled positions from their previous starts. The settled position is usually taken at the second 200m sectional crossing point in the race. This report is automatically generated from the StrideMASTER database using historical data from the horse's previous starts.

Disclaimer.










Tasracing Pty Ltd and Thoroughbred Ratings Pty Ltd accepts no responsibility for the completeness or accuracy of any of the information contained herein, and makes no representations about its suitability for any particular purpose. Users should make their own judgements about those matters and/or seek independent advice. You assume all risks associated with use of the data provided on this page.

Speed Map

March 06, 2013, Race 4, MDN/CL1-SW, Distance 2150m, Undefined

Compilation date: March 5, 2013, 9:15:14 AM (EST)

StrideMaster predicted tempo is: Slow.

Barrier	TAB no.	Horse	Starts	Back	Midfield	Forward
1	7	Mister Baldock	4			
2	5	Piccadilly Dancer	5			
3	9	Elli Au Go Go	5			
4	8	Aladoni	4			
5	6	Talking French	4			
6	2	Future Dividend	5			
7	3	Allgone	5			
8	4	Bomber Baracus	4			
9	1	Another Lad Al	5			

StrideMASTER Speed Maps are generated using each horse's settled positions from their previous starts. The settled position is usually taken at the second 200m sectional crossing point in the race. This report is automatically generated from the StrideMASTER database using historical data from the horse's previous starts.

Disclaimer.








Tasracing Pty Ltd and Thoroughbred Ratings Pty Ltd accepts no responsibility for the completeness or accuracy of any of the information contained herein, and makes no representations about its suitability for any particular purpose. Users should make their own judgements about those matters and/or seek independent advice. You assume all risks associated with use of the data provided on this page.

Speed Map

March 06, 2013, Race 5, CL1, Distance 1420m, Undefined

Compilation date: March 5, 2013, 9:15:14 AM (EST)

StrideMaster predicted tempo is: Even.

Barrier	TAB no.	Horse	Starts	Back	Midfield	Forward
1	1	Espry	5			
2	4	Palata Vista	4			
3	5	Vivre La Claire	5			
4	7	Dazzling Day	5			
5	3	Lost Island	5			
6	2	Guru Rez	5			
7	6	Suwerte	5			

StrideMASTER Speed Maps are generated using each horse's settled positions from their previous starts. The settled position is usually taken at the second 200m sectional crossing point in the race. This report is automatically generated from the StrideMASTER database using historical data from the horse's previous starts.

Disclaimer.








Tasracing Pty Ltd and Thoroughbred Ratings Pty Ltd accepts no responsibility for the completeness or accuracy of any of the information contained herein, and makes no representations about its suitability for any particular purpose. Users should make their own judgements about those matters and/or seek independent advice. You assume all risks associated with use of the data provided on this page.

Speed Map

March 06, 2013, Race 6, BM68, Distance 1420m, Undefined

Compilation date: March 5, 2013, 9:15:14 AM (EST)

StrideMaster predicted tempo is: Even.

Barrier	TAB no.	Horse	Starts	Back	Midfield	Forward
1	4	Date And Sign	5			
2	2	Bertie's Bells	5			
3	3	Revenging	4			
4	7	Gee Gees Firstover	5			
5	5	Devon Lass	5			
6	6	Lottie's Lady	4			
7	1	Tuktoyaktuk	5			

StrideMASTER Speed Maps are generated using each horse's settled positions from their previous starts. The settled position is usually taken at the second 200m sectional crossing point in the race. This report is automatically generated from the StrideMASTER database using historical data from the horse's previous starts.

Disclaimer.







Tasracing Pty Ltd and Thoroughbred Ratings Pty Ltd accepts no responsibility for the completeness or accuracy of any of the information contained herein, and makes no representations about its suitability for any particular purpose. Users should make their own judgements about those matters and/or seek independent advice. You assume all risks associated with use of the data provided on this page.

Speed Map

March 06, 2013, Race 7, BM78, Distance 1620m, Undefined

Compilation date: March 5, 2013, 9:15:14 AM (EST)

StrideMaster predicted tempo is: Fast.

Barrier	TAB no.	Horse	Starts	Back	Midfield	Forward
1	6	Gathering Gold	5			
2	3	Second Dozen	4			
3	4	Makes Cents	5			
4	5	Pengalas Gee Gee	3			
5	1	Omega Quest	4			
6	2	Jakcorijim	5			

StrideMASTER Speed Maps are generated using each horse's settled positions from their previous starts. The settled position is usually taken at the second 200m sectional crossing point in the race. This report is automatically generated from the StrideMASTER database using historical data from the horse's previous starts.

Disclaimer.

Tasracing Pty Ltd and Thoroughbred Ratings Pty Ltd accepts no responsibility for the completeness or accuracy of any of the information contained herein, and makes no representations about its suitability for any particular purpose. Users should make their own judgements about those matters and/or seek independent advice. You assume all risks associated with use of the data provided on this page.