



## Speed Map

Tasmanian Racing Club, Hobart, March 10, 2013

### Form Guide

Compilation date: March 7, 2013, 11:05:07 AM (EST)

Copyright © 2013 Tasracing Pty Ltd. All rights reserved.

### Trademarks.

StrideMASTER is a registered trademark of Thoroughbred Ratings Pty Ltd.

### Disclaimer.






Tasracing Pty Ltd and Thoroughbred Ratings Pty Ltd accepts no responsibility for the completeness or accuracy of any of the information contained herein, and makes no representations about its suitability for any particular purpose. Users should make their own judgements about those matters and/or seek independent advice. You assume all risks associated with use of the data provided on this page.

# Speed Map

March 10, 2013, Race 1, MDN-SW, Distance 1200m, Undefined

Compilation date: March 7, 2013, 11:05:08 AM (EST)

StrideMaster predicted tempo is: Even.

Barrier	TAB no.	Horse	Starts	Back	Midfield	Forward
1	2	Holyian	0			
2	4	Lady Imelda	5			
3	5	Novaover	2			
4	1	Count the Stars	3			
5	3	Mundine	2			
6	6	One At a Time	1			

StrideMASTER Speed Maps are generated using each horse's settled positions from their previous starts. The settled position is usually taken at the second 200m sectional crossing point in the race. This report is automatically generated from the StrideMASTER database using historical data from the horse's previous starts.

#### Disclaimer.







Tasracing Pty Ltd and Thoroughbred Ratings Pty Ltd accepts no responsibility for the completeness or accuracy of any of the information contained herein, and makes no representations about its suitability for any particular purpose. Users should make their own judgements about those matters and/or seek independent advice. You assume all risks associated with use of the data provided on this page.

# Speed Map

March 10, 2013, Race 2, MDN-SW, Distance 1100m, Undefined

Compilation date: March 7, 2013, 11:05:08 AM (EST)

StrideMaster predicted tempo is: Even.

Barrier	TAB no.	Horse	Starts	Back	Midfield	Forward
1	3	Port Light	3			
2	2	Hot to Trot	4			
3	1	Our Dealer	4			
4	7	Unavailable	0			
5	6	Buzzing Away	3			
6	5	Thelovejob	2			
7	4	At Sunrise	4			

StrideMASTER Speed Maps are generated using each horse's settled positions from their previous starts. The settled position is usually taken at the second 200m sectional crossing point in the race. This report is automatically generated from the StrideMASTER database using historical data from the horse's previous starts.

**Disclaimer.**














Tasracing Pty Ltd and Thoroughbred Ratings Pty Ltd accepts no responsibility for the completeness or accuracy of any of the information contained herein, and makes no representations about its suitability for any particular purpose. Users should make their own judgements about those matters and/or seek independent advice. You assume all risks associated with use of the data provided on this page.

# Speed Map

March 10, 2013, Race 3, MDN/CL1-SW, Distance 1600m, Undefined

Compilation date: March 7, 2013, 11:05:08 AM (EST)

StrideMaster predicted tempo is: Even.

Barrier	TAB no.	Horse	Starts	Back	Midfield	Forward
1	12	Sheza Gee Gee	3			
2	3	Esspressardo	5			
3	2	Deputy Duke	5			
4	4	Faster Than Cows	5			
5	6	Way to Go Telesto	3			
6	10	Al's Birthday	4			
7	5	Hausratte	2			
8	13	Da Nyet	2			
9	8	Royal Equerry	3			
10	11	Da Ponte	4			
11	1	Coghills Hustler	5			
12	7	Illusion of Magic	4			
13	9	Sugar Gum	5			

StrideMASTER Speed Maps are generated using each horse's settled positions from their previous starts. The settled position is usually taken at the second 200m sectional crossing point in the race. This report is automatically generated from the StrideMASTER database using historical data from the horse's previous starts.

## Disclaimer.








Tasracing Pty Ltd and Thoroughbred Ratings Pty Ltd accepts no responsibility for the completeness or accuracy of any of the information contained herein, and makes no representations about its suitability for any particular purpose. Users should make their own judgements about those matters and/or seek independent advice. You assume all risks associated with use of the data provided on this page.

# Speed Map

March 10, 2013, Race 4, CL4, Distance 1000m, Undefined

Compilation date: March 7, 2013, 11:05:08 AM (EST)

StrideMaster predicted tempo is: Even.

Barrier	TAB no.	Horse	Starts	Back	Midfield	Forward
1	4	Shardoo	5			
2	2	Predator	4			
3	7	Merits Respect	5			
4	3	Faith'n'courage	5			
5	6	Little River Girl	5			
6	1	Streetwise Savoie	5			
7	5	Jypsiere	5			

StrideMASTER Speed Maps are generated using each horse's settled positions from their previous starts. The settled position is usually taken at the second 200m sectional crossing point in the race. This report is automatically generated from the StrideMASTER database using historical data from the horse's previous starts.

**Disclaimer.**






Tasracing Pty Ltd and Thoroughbred Ratings Pty Ltd accepts no responsibility for the completeness or accuracy of any of the information contained herein, and makes no representations about its suitability for any particular purpose. Users should make their own judgements about those matters and/or seek independent advice. You assume all risks associated with use of the data provided on this page.

# Speed Map

March 10, 2013, Race 5, HCP, Distance 1200m, Undefined

Compilation date: March 7, 2013, 11:05:08 AM (EST)

StrideMaster predicted tempo is: Even.

Barrier	TAB no.	Horse	Starts	Back	Midfield	Forward
1	2	Sorell Miss	5			
2	4	Hold Onto Your Hat	5			
3	3	Getitdone	5			
4	5	Pengalas Gee Gee	3			
5	1	Black 'n' Tough	5			

StrideMASTER Speed Maps are generated using each horse's settled positions from their previous starts. The settled position is usually taken at the second 200m sectional crossing point in the race. This report is automatically generated from the StrideMASTER database using historical data from the horse's previous starts.

#### Disclaimer.









Tasracing Pty Ltd and Thoroughbred Ratings Pty Ltd accepts no responsibility for the completeness or accuracy of any of the information contained herein, and makes no representations about its suitability for any particular purpose. Users should make their own judgements about those matters and/or seek independent advice. You assume all risks associated with use of the data provided on this page.

# Speed Map

March 10, 2013, Race 6, BM68, Distance 1200m, Undefined

Compilation date: March 7, 2013, 11:05:08 AM (EST)

StrideMaster predicted tempo is: Even.

Barrier	TAB no.	Horse	Starts	Back	Midfield	Forward
1	3	Double Unique	5			
2	7	Vision of Beauty	5			
3	8	Gee Gees Firstover	5			
4	6	Snippetee Bee	4			
5	2	Artie's Spur	4			
6	1	Blue Light	5			
7	5	Smart Catch	4			
8	4	Manhattan Rose	4			

StrideMASTER Speed Maps are generated using each horse's settled positions from their previous starts. The settled position is usually taken at the second 200m sectional crossing point in the race. This report is automatically generated from the StrideMASTER database using historical data from the horse's previous starts.

#### Disclaimer.













Tasracing Pty Ltd and Thoroughbred Ratings Pty Ltd accepts no responsibility for the completeness or accuracy of any of the information contained herein, and makes no representations about its suitability for any particular purpose. Users should make their own judgements about those matters and/or seek independent advice. You assume all risks associated with use of the data provided on this page.

# Speed Map

March 10, 2013, Race 7, BM68, Distance 2100m, Undefined

Compilation date: March 7, 2013, 11:05:08 AM (EST)

StrideMaster predicted tempo is: Even.

Barrier	TAB no.	Horse	Starts	Back	Midfield	Forward
1	11	Mary's Cinder	5			
2	10	Storm Cell	5			
3	5	Hat Rock	5			
4	8	Bouggie Danzer	5			
5	9	Oxy Angel	4			
6	4	Musique Player	4			
7	1	Richoman	2			
8	7	Serpents View	2			
9	3	Packedtotherafters	5			
10	12	Rezoning	4			
11	6	Staples Gee Gee	4			
12	2	Neil's Gold	5			

StrideMASTER Speed Maps are generated using each horse's settled positions from their previous starts. The settled position is usually taken at the second 200m sectional crossing point in the race. This report is automatically generated from the StrideMASTER database using historical data from the horse's previous starts.

**Disclaimer.**

Tasracing Pty Ltd and Thoroughbred Ratings Pty Ltd accepts no responsibility for the completeness or accuracy of any of the information contained herein, and makes no representations about its suitability for any particular purpose. Users should make their own judgements about those matters and/or seek independent advice. You assume all risks associated with use of the data provided on this page.