



## Speed Map

Tasmanian Turf Club, Launceston, March 20, 2013

### Form Guide

Compilation date: March 18, 2013, 4:21:20 PM (EST)

Copyright © 2013 Tasracing Pty Ltd. All rights reserved.

### Trademarks.

StrideMASTER is a registered trademark of Thoroughbred Ratings Pty Ltd.

### Disclaimer.







Tasracing Pty Ltd and Thoroughbred Ratings Pty Ltd accepts no responsibility for the completeness or accuracy of any of the information contained herein, and makes no representations about its suitability for any particular purpose. Users should make their own judgements about those matters and/or seek independent advice. You assume all risks associated with use of the data provided on this page.

# Speed Map

March 20, 2013, Race 1, MDN-SW, Distance 1200m, Mowbray - Offset 0m

Compilation date: March 18, 2013, 4:21:21 PM (EST)

StrideMaster predicted tempo is: Even.

Barrier	TAB no.	Horse	Starts	Back	Midfield	Forward
1	1	Fillout the Ticket	0			
2	8	Maggie's Hawk	3			
3	5	Honey Four Us	3			
4	7	Rosemount Dara	4			
5	6	Kentucky Tea	0			
6	2	Five Star General	5			
7	3	Markov	5			
8	4	Meehan	4			

StrideMASTER Speed Maps are generated using each horse's settled positions from their previous starts. The settled position is usually taken at the second 200m sectional crossing point in the race. This report is automatically generated from the StrideMASTER database using historical data from the horse's previous starts.

#### Disclaimer.





Tasracing Pty Ltd and Thoroughbred Ratings Pty Ltd accepts no responsibility for the completeness or accuracy of any of the information contained herein, and makes no representations about its suitability for any particular purpose. Users should make their own judgements about those matters and/or seek independent advice. You assume all risks associated with use of the data provided on this page.

# Speed Map

March 20, 2013, Race 2, 3Y MDN-SW, Distance 1200m, Mowbray - Offset 0m

Compilation date: March 18, 2013, 4:21:21 PM (EST)

StrideMaster predicted tempo is: Even.

Barrier	TAB no.	Horse	Starts	Back	Midfield	Forward
1	7	Lacey Azz	0			
2	5	Buzzing Away	4			
3	6	La Bretta	1			
4	4	Holyian	1			
5	3	Belferno	0			
6	8	Ordain	0			
7	2	Aventador	1			
8	9	Wongalear Miss	0			
9	1	Arctic Blitz	0			

StrideMASTER Speed Maps are generated using each horse's settled positions from their previous starts. The settled position is usually taken at the second 200m sectional crossing point in the race. This report is automatically generated from the StrideMASTER database using historical data from the horse's previous starts.

#### Disclaimer.








Tasracing Pty Ltd and Thoroughbred Ratings Pty Ltd accepts no responsibility for the completeness or accuracy of any of the information contained herein, and makes no representations about its suitability for any particular purpose. Users should make their own judgements about those matters and/or seek independent advice. You assume all risks associated with use of the data provided on this page.

# Speed Map

March 20, 2013, Race 3, CL1, Distance 1400m, Mowbray - Offset 0m

Compilation date: March 18, 2013, 4:21:21 PM (EST)

StrideMaster predicted tempo is: Even.

Barrier	TAB no.	Horse	Starts	Back	Midfield	Forward
1	5	Lost Island	5			
2	4	Guru Rez	5			
3	1	Cool Partner	5			
4	3	Nitro Qui	4			
5	7	Way to Go Telesto	4			
6	6	Vivre La Claire	5			
7	2	Kobble Creek	5			

StrideMASTER Speed Maps are generated using each horse's settled positions from their previous starts. The settled position is usually taken at the second 200m sectional crossing point in the race. This report is automatically generated from the StrideMASTER database using historical data from the horse's previous starts.

**Disclaimer.**







Tasracing Pty Ltd and Thoroughbred Ratings Pty Ltd accepts no responsibility for the completeness or accuracy of any of the information contained herein, and makes no representations about its suitability for any particular purpose. Users should make their own judgements about those matters and/or seek independent advice. You assume all risks associated with use of the data provided on this page.

# Speed Map

March 20, 2013, Race 4, BM68, Distance 1400m, Mowbray - Offset 0m

Compilation date: March 18, 2013, 4:21:21 PM (EST)

StrideMaster predicted tempo is: Slow.

Barrier	TAB no.	Horse	Starts	Back	Midfield	Forward
1	4	Zac's Monty	5			
2	3	Revenging	5			
3	6	Devon Lass	5			
4	5	Lottie's Lady	5			
5	1	Gathering Gold	5			
6	2	Double Unique	5			

StrideMASTER Speed Maps are generated using each horse's settled positions from their previous starts. The settled position is usually taken at the second 200m sectional crossing point in the race. This report is automatically generated from the StrideMASTER database using historical data from the horse's previous starts.

**Disclaimer.**















Tasracing Pty Ltd and Thoroughbred Ratings Pty Ltd accepts no responsibility for the completeness or accuracy of any of the information contained herein, and makes no representations about its suitability for any particular purpose. Users should make their own judgements about those matters and/or seek independent advice. You assume all risks associated with use of the data provided on this page.

# Speed Map

March 20, 2013, Race 5, BM62, Distance 1200m, Mowbray - Offset 0m

Compilation date: March 18, 2013, 4:21:21 PM (EST)

StrideMaster predicted tempo is: Even.

Barrier	TAB no.	Horse	Starts	Back	Midfield	Forward
1	9	Vision of Beauty	5			
2	8	Royal Knave	5			
3	13	Gotta Have Vibe	5			
4	6	Wills Hope	5			
5	10	Zarimby	5			
6	1	Kirkson	5			
7	7	Pony Express	3			
8	5	General Quest	3			
9	3	Westella Magic	4			
10	4	Zeybek	3			
11	14	Ready to Pounce	5			
12	12	Bachelor Babe	5			
13	2	Maximus Meridius	4			
14	11	Genimay	5			

StrideMASTER Speed Maps are generated using each horse's settled positions from their previous starts. The settled position is usually taken at the second 200m sectional crossing point in the race. This report is automatically generated from the StrideMASTER database using historical data from the horse's previous starts.

#### Disclaimer.







Tasracing Pty Ltd and Thoroughbred Ratings Pty Ltd accepts no responsibility for the completeness or accuracy of any of the information contained herein, and makes no representations about its suitability for any particular purpose. Users should make their own judgements about those matters and/or seek independent advice. You assume all risks associated with use of the data provided on this page.

# Speed Map

March 20, 2013, Race 6, CL4, Distance 1200m, Mowbray - Offset 0m

Compilation date: March 18, 2013, 4:21:21 PM (EST)

StrideMaster predicted tempo is: Even.

Barrier	TAB no.	Horse	Starts	Back	Midfield	Forward
1	2	Flash Al Moon	5			
2	5	Magnetosphere	5			
3	4	Merits Respect	5			
4	3	Shardoo	5			
5	6	Roselands	3			
6	1	Artie's Spur	4			

StrideMASTER Speed Maps are generated using each horse's settled positions from their previous starts. The settled position is usually taken at the second 200m sectional crossing point in the race. This report is automatically generated from the StrideMASTER database using historical data from the horse's previous starts.

**Disclaimer.**












Tasracing Pty Ltd and Thoroughbred Ratings Pty Ltd accepts no responsibility for the completeness or accuracy of any of the information contained herein, and makes no representations about its suitability for any particular purpose. Users should make their own judgements about those matters and/or seek independent advice. You assume all risks associated with use of the data provided on this page.

# Speed Map

March 20, 2013, Race 7, MDN/CL1-SW, Distance 2100m, Mowbray - Offset 0m

Compilation date: March 18, 2013, 4:21:21 PM (EST)

StrideMaster predicted tempo is: Even.

Barrier	TAB no.	Horse	Starts	Back	Midfield	Forward
1	4	Allgone	5			
2	8	Talking French	4			
3	2	Future Dividend	5			
4	1	Coghills Hustler	5			
5	7	Sugar Gum	5			
6	3	Pennys to Gold	5			
7	10	Da Ponte	4			
8	6	Royal Equerry	4			
9	11	Sandstorming	3			
10	5	Master Style	4			
11	9	Allegro Dehere	3			

StrideMASTER Speed Maps are generated using each horse's settled positions from their previous starts. The settled position is usually taken at the second 200m sectional crossing point in the race. This report is automatically generated from the StrideMASTER database using historical data from the horse's previous starts.

#### Disclaimer.

Tasracing Pty Ltd and Thoroughbred Ratings Pty Ltd accepts no responsibility for the completeness or accuracy of any of the information contained herein, and makes no representations about its suitability for any particular purpose. Users should make their own judgements about those matters and/or seek independent advice. You assume all risks associated with use of the data provided on this page.












# Speed Map

March 20, 2013, Race 8, BM78, Distance 2100m, Mowbray - Offset 0m

Compilation date: March 18, 2013, 4:21:21 PM (EST)

StrideMaster predicted tempo is: Even.

Barrier	TAB no.	Horse	Starts	Back	Midfield	Forward
1	6	Hat Rock	5			
2	2	Visual Effects	5			
3	4	Peron Dunes	5			
4	5	Christies	4			
5	7	Savannah Cat	5			
6	1	Richoman	3			
7	3	Packedtotherafters	5			
8	9	Sin 'n' Tel	5			
9	8	Tiger Won't Tell	4			

StrideMASTER Speed Maps are generated using each horse's settled positions from their previous starts. The settled position is usually taken at the second 200m sectional crossing point in the race. This report is automatically generated from the StrideMASTER database using historical data from the horse's previous starts.

**Disclaimer.**

Tasracing Pty Ltd and Thoroughbred Ratings Pty Ltd accepts no responsibility for the completeness or accuracy of any of the information contained herein, and makes no representations about its suitability for any particular purpose. Users should make their own judgements about those matters and/or seek independent advice. You assume all risks associated with use of the data provided on this page.