



## Speed Map

Tasmanian Turf Club, Launceston, March 27, 2013

### Form Guide

Compilation date: March 25, 2013, 1:57:38 PM (EST)

Copyright © 2013 Tasracing Pty Ltd. All rights reserved.

### Trademarks.

StrideMASTER is a registered trademark of Thoroughbred Ratings Pty Ltd.

### Disclaimer.













Tasracing Pty Ltd and Thoroughbred Ratings Pty Ltd accepts no responsibility for the completeness or accuracy of any of the information contained herein, and makes no representations about its suitability for any particular purpose. Users should make their own judgements about those matters and/or seek independent advice. You assume all risks associated with use of the data provided on this page.

# Speed Map

March 27, 2013, Race 1, CL1, Distance 1200m, Mowbray - Offset 3m

Compilation date: March 25, 2013, 1:57:38 PM (EST)

StrideMaster predicted tempo is: Even.

Barrier	TAB no.	Horse	Starts	Back	Midfield	Forward
1	2	Majestic Draw	4			
2	11	Masterofthemanor	5			
3	7	Novaover	3			
4	4	Reefview Rocka	3			
5	1	Hotham Street	4			
6	5	On Toast	5			
7	6	Vow of Silence	3			
8	9	Kissaway	3			
9	8	Rialto Miss	3			
10	3	Espry	5			
11	10	Gotta Have Vibe	5			
12	12	Ready to Pounce	5			

StrideMASTER Speed Maps are generated using each horse's settled positions from their previous starts. The settled position is usually taken at the second 200m sectional crossing point in the race. This report is automatically generated from the StrideMASTER database using historical data from the horse's previous starts.

#### Disclaimer.





Tasracing Pty Ltd and Thoroughbred Ratings Pty Ltd accepts no responsibility for the completeness or accuracy of any of the information contained herein, and makes no representations about its suitability for any particular purpose. Users should make their own judgements about those matters and/or seek independent advice. You assume all risks associated with use of the data provided on this page.

# Speed Map

March 27, 2013, Race 2, MDN-SW, Distance 1200m, Mowbray - Offset 3m

Compilation date: March 25, 2013, 1:57:38 PM (EST)

StrideMaster predicted tempo is: Fast.

Barrier	TAB no.	Horse	Starts	Back	Midfield	Forward
1	5	Unlimited	0			
2	7	Rosemount Dara	5			
3	1	Five Star General	5			
4	4	Known About Town	0			
5	2	Great White	4			
6	6	Before Spring	3			
7	3	I Am Invictus	0			

StrideMASTER Speed Maps are generated using each horse's settled positions from their previous starts. The settled position is usually taken at the second 200m sectional crossing point in the race. This report is automatically generated from the StrideMASTER database using historical data from the horse's previous starts.

#### Disclaimer.







Tasracing Pty Ltd and Thoroughbred Ratings Pty Ltd accepts no responsibility for the completeness or accuracy of any of the information contained herein, and makes no representations about its suitability for any particular purpose. Users should make their own judgements about those matters and/or seek independent advice. You assume all risks associated with use of the data provided on this page.

# Speed Map

March 27, 2013, Race 3, MDN/CL1-SW, Distance 2100m, Mowbray - Offset 3m

Compilation date: March 25, 2013, 1:57:38 PM (EST)

StrideMaster predicted tempo is: Slow.

Barrier	TAB no.	Horse	Starts	Back	Midfield	Forward
1	4	Piccadilly Dancer	5			
2	5	Royal Equerry	4			
3	1	Coghills Hustler	5			
4	2	Allgone	5			
5	6	Master Alfred	5			
6	3	Mossman Blitz	2			

StrideMASTER Speed Maps are generated using each horse's settled positions from their previous starts. The settled position is usually taken at the second 200m sectional crossing point in the race. This report is automatically generated from the StrideMASTER database using historical data from the horse's previous starts.

#### Disclaimer.








Tasracing Pty Ltd and Thoroughbred Ratings Pty Ltd accepts no responsibility for the completeness or accuracy of any of the information contained herein, and makes no representations about its suitability for any particular purpose. Users should make their own judgements about those matters and/or seek independent advice. You assume all risks associated with use of the data provided on this page.

# Speed Map

March 27, 2013, Race 4, CL2, Distance 1100m, Mowbray - Offset 3m

Compilation date: March 25, 2013, 1:57:39 PM (EST)

StrideMaster predicted tempo is: Fast.

Barrier	TAB no.	Horse	Starts	Back	Midfield	Forward
1	5	Digger's Sunrise	5			
2	1	Captain Kidd	3			
3	2	Terra Amata	4			
4	3	Savvy Princess	4			
5	6	Miss No Socks	5			
6	4	Scoville	5			
7	7	Shinto	4			

StrideMASTER Speed Maps are generated using each horse's settled positions from their previous starts. The settled position is usually taken at the second 200m sectional crossing point in the race. This report is automatically generated from the StrideMASTER database using historical data from the horse's previous starts.

**Disclaimer.**







Tasracing Pty Ltd and Thoroughbred Ratings Pty Ltd accepts no responsibility for the completeness or accuracy of any of the information contained herein, and makes no representations about its suitability for any particular purpose. Users should make their own judgements about those matters and/or seek independent advice. You assume all risks associated with use of the data provided on this page.

# Speed Map

March 27, 2013, Race 5, OPEN HCP, Distance 1400m, Mowbray - Offset 3m

Compilation date: March 25, 2013, 1:57:39 PM (EST)

StrideMaster predicted tempo is: Even.

Barrier	TAB no.	Horse	Starts	Back	Midfield	Forward
1	6	Short Story	4			
2	3	Manhattan Rose	5			
3	1	Hell Strong	4			
4	4	Miswaki Call	3			
5	5	Pengalas Gee Gee	4			
6	2	Ben Annalou	5			

StrideMASTER Speed Maps are generated using each horse's settled positions from their previous starts. The settled position is usually taken at the second 200m sectional crossing point in the race. This report is automatically generated from the StrideMASTER database using historical data from the horse's previous starts.

**Disclaimer.**








Tasracing Pty Ltd and Thoroughbred Ratings Pty Ltd accepts no responsibility for the completeness or accuracy of any of the information contained herein, and makes no representations about its suitability for any particular purpose. Users should make their own judgements about those matters and/or seek independent advice. You assume all risks associated with use of the data provided on this page.

# Speed Map

March 27, 2013, Race 6, BM68, Distance 1200m, Mowbray - Offset 3m

Compilation date: March 25, 2013, 1:57:39 PM (EST)

StrideMaster predicted tempo is: Fast.

Barrier	TAB no.	Horse	Starts	Back	Midfield	Forward
1	7	Westering Home	5			
2	1	Cambalara	3			
3	3	Bertie's Bells	5			
4	4	Kirkson	5			
5	2	Will's Power	1			
6	6	Isometry	5			
7	5	This Moment	5			

StrideMASTER Speed Maps are generated using each horse's settled positions from their previous starts. The settled position is usually taken at the second 200m sectional crossing point in the race. This report is automatically generated from the StrideMASTER database using historical data from the horse's previous starts.

#### Disclaimer.














Tasracing Pty Ltd and Thoroughbred Ratings Pty Ltd accepts no responsibility for the completeness or accuracy of any of the information contained herein, and makes no representations about its suitability for any particular purpose. Users should make their own judgements about those matters and/or seek independent advice. You assume all risks associated with use of the data provided on this page.

# Speed Map

March 27, 2013, Race 7, BM68, Distance 1600m, Mowbray - Offset 3m

Compilation date: March 25, 2013, 1:57:39 PM (EST)

StrideMaster predicted tempo is: Even.

Barrier	TAB no.	Horse	Starts	Back	Midfield	Forward
1	7	Esca	4			
2	3	Serpents View	2			
3	1	Another Concerto	4			
4	8	Esspressardo	5			
5	5	Derailleur	5			
6	10	Our Monashee	5			
7	13	Gee Gees Firstover	5			
8	9	Staples Gee Gee	3			
9	2	Tuktoyaktuk	5			
10	12	Rose of Innocence	5			
11	6	Revening	5			
12	4	The Chancer	5			
13	11	Lolly Delight	4			

StrideMASTER Speed Maps are generated using each horse's settled positions from their previous starts. The settled position is usually taken at the second 200m sectional crossing point in the race. This report is automatically generated from the StrideMASTER database using historical data from the horse's previous starts.

**Disclaimer.**

Tasracing Pty Ltd and Thoroughbred Ratings Pty Ltd accepts no responsibility for the completeness or accuracy of any of the information contained herein, and makes no representations about its suitability for any particular purpose. Users should make their own judgements about those matters and/or seek independent advice. You assume all risks associated with use of the data provided on this page.










# Speed Map

March 27, 2013, Race 8, BM78, Distance 1100m, Mowbray - Offset 3m

Compilation date: March 25, 2013, 1:57:39 PM (EST)

StrideMaster predicted tempo is: Fast.

Barrier	TAB no.	Horse	Starts	Back	Midfield	Forward
1	1	Punctuate	5			
2	5	Good Boy Robert	5			
3	4	Anelene	5			
4	2	Matsangel	5			
5	6	Tap It In	5			
6	3	Ladali	2			
7	7	Blue Light	5			

StrideMASTER Speed Maps are generated using each horse's settled positions from their previous starts. The settled position is usually taken at the second 200m sectional crossing point in the race. This report is automatically generated from the StrideMASTER database using historical data from the horse's previous starts.

#### Disclaimer.

Tasracing Pty Ltd and Thoroughbred Ratings Pty Ltd accepts no responsibility for the completeness or accuracy of any of the information contained herein, and makes no representations about its suitability for any particular purpose. Users should make their own judgements about those matters and/or seek independent advice. You assume all risks associated with use of the data provided on this page.