



Speed Map

Devonport Racing Club, Devonport Synthetic, April 01, 2013

Form Guide

Compilation date: March 28, 2013, 11:14:34 AM (EST)

Copyright © 2013 Tasracing Pty Ltd. All rights reserved.

Trademarks.

StrideMASTER is a registered trademark of Thoroughbred Ratings Pty Ltd.

Disclaimer.









Tasracing Pty Ltd and Thoroughbred Ratings Pty Ltd accepts no responsibility for the completeness or accuracy of any of the information contained herein, and makes no representations about its suitability for any particular purpose. Users should make their own judgements about those matters and/or seek independent advice. You assume all risks associated with use of the data provided on this page.

Speed Map

April 01, 2013, Race 1, MDN/CL1-SW, Distance 1650m, Spreyton - Offset 0m

Compilation date: March 28, 2013, 11:14:34 AM (EST)

StrideMaster predicted tempo is: Slow.

| Barrier | TAB no. | Horse | Starts | Back | Midfield | Forward |
|---------|---------|-----------------|--------|---|---|---|
| 1 | 4 | Sheza Gee Gee | 4 |  | | |
| 2 | 2 | Landstar | 3 |  | | |
| 3 | 8 | Royal Beluga | 5 | | |  |
| 4 | 3 | Kelarche | 4 | |  | |
| 5 | 1 | Our Monashee | 5 | | |  |
| 6 | 5 | Unbroken Spirit | 4 | |  | |
| 7 | 7 | Our Clangalang | 4 |  | | |
| 8 | 6 | Lake Nive | 3 | |  | |

StrideMASTER Speed Maps are generated using each horse's settled positions from their previous starts. The settled position is usually taken at the second 200m sectional crossing point in the race. This report is automatically generated from the StrideMASTER database using historical data from the horse's previous starts.

Disclaimer.





Tasracing Pty Ltd and Thoroughbred Ratings Pty Ltd accepts no responsibility for the completeness or accuracy of any of the information contained herein, and makes no representations about its suitability for any particular purpose. Users should make their own judgements about those matters and/or seek independent advice. You assume all risks associated with use of the data provided on this page.

Speed Map

April 01, 2013, Race 2, MDN-SW, Distance 900m, Spreyton - Offset 0m

Compilation date: March 28, 2013, 11:14:35 AM (EST)

StrideMaster predicted tempo is: Fast.

| Barrier | TAB no. | Horse | Starts | Back | Midfield | Forward |
|---------|---------|------------------|--------|---|---|---|
| 1 | 1 | Fair Player | 0 | | | |
| 2 | 7 | Speedy Sort | 0 | | | |
| 3 | 6 | Tempest Rose | 3 |  | | |
| 4 | 2 | Our Snitzel | 0 | | | |
| 5 | 3 | At Sunrise | 4 | | |  |
| 6 | 5 | Romp Around Jill | 2 | | |  |
| 7 | 4 | Libbys Gee Gee | 0 | | | |
| 8 | 8 | Unavailable | 2 | |  | |

StrideMASTER Speed Maps are generated using each horse's settled positions from their previous starts. The settled position is usually taken at the second 200m sectional crossing point in the race. This report is automatically generated from the StrideMASTER database using historical data from the horse's previous starts.

Disclaimer.







Tasracing Pty Ltd and Thoroughbred Ratings Pty Ltd accepts no responsibility for the completeness or accuracy of any of the information contained herein, and makes no representations about its suitability for any particular purpose. Users should make their own judgements about those matters and/or seek independent advice. You assume all risks associated with use of the data provided on this page.

Speed Map

April 01, 2013, Race 3, MDN-SW, Distance 1150m, Spreyton - Offset 0m

Compilation date: March 28, 2013, 11:14:35 AM (EST)

StrideMaster predicted tempo is: Even.

| Barrier | TAB no. | Horse | Starts | Back | Midfield | Forward |
|---------|---------|--------------------|--------|--|---|---------|
| 1 | 5 | Royal Incumbent | 5 | |  | |
| 2 | 4 | My Jake the Mus | 0 | | | |
| 3 | 2 | Fillout the Ticket | 1 | |  | |
| 4 | 8 | Lady Vee | 0 | | | |
| 5 | 7 | My Evie Darlin' | 4 |  | | |
| 6 | 9 | Maggie's Hawk | 4 |  | | |
| 7 | 1 | Coin Toss | 0 | | | |
| 8 | 6 | Victor Victorium | 3 | |  | |
| 9 | 3 | Markov | 5 | |  | |

StrideMASTER Speed Maps are generated using each horse's settled positions from their previous starts. The settled position is usually taken at the second 200m sectional crossing point in the race. This report is automatically generated from the StrideMASTER database using historical data from the horse's previous starts.

Disclaimer.








Tasracing Pty Ltd and Thoroughbred Ratings Pty Ltd accepts no responsibility for the completeness or accuracy of any of the information contained herein, and makes no representations about its suitability for any particular purpose. Users should make their own judgements about those matters and/or seek independent advice. You assume all risks associated with use of the data provided on this page.

Speed Map

April 01, 2013, Race 4, CL1, Distance 1350m, Spreyton - Offset 0m

Compilation date: March 28, 2013, 11:14:35 AM (EST)

StrideMaster predicted tempo is: Fast.

| Barrier | TAB no. | Horse | Starts | Back | Midfield | Forward |
|---------|---------|----------------|--------|---|---|---|
| 1 | 8 | Miss Eye Candy | 5 | |  | |
| 2 | 6 | Honey Four Us | 4 | | |  |
| 3 | 3 | Guru Rez | 5 |  | | |
| 4 | 4 | Hot to Trot | 4 | |  | |
| 5 | 1 | Red Eagle | 0 | | | |
| 6 | 5 | Arctic Blitz | 1 |  | | |
| 7 | 2 | Elstmann | 5 | | |  |
| 8 | 7 | Royal Knave | 5 | | |  |

StrideMASTER Speed Maps are generated using each horse's settled positions from their previous starts. The settled position is usually taken at the second 200m sectional crossing point in the race. This report is automatically generated from the StrideMASTER database using historical data from the horse's previous starts.

Disclaimer.








Tasracing Pty Ltd and Thoroughbred Ratings Pty Ltd accepts no responsibility for the completeness or accuracy of any of the information contained herein, and makes no representations about its suitability for any particular purpose. Users should make their own judgements about those matters and/or seek independent advice. You assume all risks associated with use of the data provided on this page.

Speed Map

April 01, 2013, Race 5, BM78, Distance 1350m, Spreyton - Offset 0m

Compilation date: March 28, 2013, 11:14:35 AM (EST)

StrideMaster predicted tempo is: Even.

| Barrier | TAB no. | Horse | Starts | Back | Midfield | Forward |
|---------|---------|-----------------|--------|---|---|---|
| 1 | 4 | Devon Lass | 5 | |  | |
| 2 | 7 | Redboug | 5 |  | | |
| 3 | 3 | Whiskey Fella | 4 | |  | |
| 4 | 6 | Shardoo | 5 | |  | |
| 5 | 1 | Second Dozen | 4 | | |  |
| 6 | 5 | Lottie's Lady | 5 | |  | |
| 7 | 2 | Good Boy Robert | 5 | | |  |

StrideMASTER Speed Maps are generated using each horse's settled positions from their previous starts. The settled position is usually taken at the second 200m sectional crossing point in the race. This report is automatically generated from the StrideMASTER database using historical data from the horse's previous starts.

Disclaimer.








Tasracing Pty Ltd and Thoroughbred Ratings Pty Ltd accepts no responsibility for the completeness or accuracy of any of the information contained herein, and makes no representations about its suitability for any particular purpose. Users should make their own judgements about those matters and/or seek independent advice. You assume all risks associated with use of the data provided on this page.

Speed Map

April 01, 2013, Race 6, HCP, Distance 2360m, Spreyton - Offset 0m

Compilation date: March 28, 2013, 11:14:35 AM (EST)

StrideMaster predicted tempo is: Even.

| Barrier | TAB no. | Horse | Starts | Back | Midfield | Forward |
|---------|---------|--------------------|--------|---|---|---|
| 1 | 6 | Storm Cell | 5 | |  | |
| 2 | 4 | Packedtotherafters | 5 |  | | |
| 3 | 2 | Hat Rock | 5 | |  | |
| 4 | 1 | Richoman | 4 | | |  |
| 5 | 3 | Makes Cents | 5 | | |  |
| 6 | 5 | Savannah Cat | 5 |  | | |
| 7 | 7 | Tiger Won't Tell | 4 | |  | |

StrideMASTER Speed Maps are generated using each horse's settled positions from their previous starts. The settled position is usually taken at the second 200m sectional crossing point in the race. This report is automatically generated from the StrideMASTER database using historical data from the horse's previous starts.

Disclaimer.














Tasracing Pty Ltd and Thoroughbred Ratings Pty Ltd accepts no responsibility for the completeness or accuracy of any of the information contained herein, and makes no representations about its suitability for any particular purpose. Users should make their own judgements about those matters and/or seek independent advice. You assume all risks associated with use of the data provided on this page.

Speed Map

April 01, 2013, Race 7, BM62, Distance 1150m, Spreyton - Offset 0m

Compilation date: March 28, 2013, 11:14:35 AM (EST)

StrideMaster predicted tempo is: Even.

| Barrier | TAB no. | Horse | Starts | Back | Midfield | Forward |
|---------|---------|------------------|--------|---|---|---|
| 1 | 9 | Alesto Star | 4 | | |  |
| 2 | 8 | Wills Hope | 5 | | |  |
| 3 | 12 | Genimay | 5 | |  | |
| 4 | 2 | Jypsiere | 5 | | |  |
| 5 | 7 | Zeybek | 3 | | |  |
| 6 | 4 | Merits Respect | 5 | | |  |
| 7 | 5 | Maximus Meridius | 5 | |  | |
| 8 | 14 | Roselands | 3 |  | | |
| 9 | 3 | Kirkson | 5 |  | | |
| 10 | 13 | Miss No Socks | 5 | |  | |
| 11 | 11 | New Ranger | 0 | | | |
| 12 | 10 | Moral Persuasion | 3 | |  | |
| 13 | 6 | Westella Magic | 4 | |  | |
| 14 | 1 | Gotta Have Faith | 4 |  | | |

StrideMASTER Speed Maps are generated using each horse's settled positions from their previous starts. The settled position is usually taken at the second 200m sectional crossing point in the race. This report is automatically generated from the StrideMASTER database using historical data from the horse's previous starts.

Disclaimer.

Tasracing Pty Ltd and Thoroughbred Ratings Pty Ltd accepts no responsibility for the completeness or accuracy of any of the information contained herein, and makes no representations about its suitability for any particular purpose. Users should make their own judgements about those matters and/or seek independent advice. You assume all risks associated with use of the data provided on this page.