



## Speed Map

Tasmanian Turf Club, Launceston, June 23, 2013

### Form Guide

Compilation date: June 19, 2013, 12:43:51 PM (EST)

Copyright © 2013 Tasracing Pty Ltd. All rights reserved.

### Trademarks.

StrideMASTER is a registered trademark of Thoroughbred Ratings Pty Ltd.

### Disclaimer.











Tasracing Pty Ltd and Thoroughbred Ratings Pty Ltd accepts no responsibility for the completeness or accuracy of any of the information contained herein, and makes no representations about its suitability for any particular purpose. Users should make their own judgements about those matters and/or seek independent advice. You assume all risks associated with use of the data provided on this page.

# Speed Map

June 23, 2013, Race 1, 2UP MDN-SW, Distance 1120m, Mowbray - Offset 8m

Compilation date: June 19, 2013, 12:43:51 PM (EST)

StrideMaster predicted tempo is: Fast.

Barrier	TAB no.	Horse	Starts	Back	Midfield	Forward
1	11	Set for Tea	1			
2	2	Koutoufides	1			
3	10	Nicole's Quest	0			
4	5	Sh'bourne Devil	5			
5	15	Gee Gees Dutchess	2			
6	3	Ourmatealvin	0			
7	14	Boxercise	2			
8	8	Electress	1			
9	9	Laurenstar	1			
10	1	Artie Luvstoparty	5			
11	6	The Stockman	0			
12	12	Osborne	4			
13	4	Rumbling	0			
14	13	Allymay Flyer	1			
15	7	As Wickedaz	0			

StrideMASTER Speed Maps are generated using each horse's settled positions from their previous starts. The settled position is usually taken at the second 200m sectional crossing point in the race. This report is automatically generated from the StrideMASTER database using historical data from the horse's previous starts.

**Disclaimer.**
















Tasracing Pty Ltd and Thoroughbred Ratings Pty Ltd accepts no responsibility for the completeness or accuracy of any of the information contained herein, and makes no representations about its suitability for any particular purpose. Users should make their own judgements about those matters and/or seek independent advice. You assume all risks associated with use of the data provided on this page.

# Speed Map

June 23, 2013, Race 2, 2UP MDN-SW (1), Distance 1420m, Mowbray - Offset 8m

Compilation date: June 19, 2013, 12:43:52 PM (EST)

StrideMaster predicted tempo is: Slow.

Barrier	TAB no.	Horse	Starts	Back	Midfield	Forward
1	5	Keep Racing	4			
2	1	Added Bonus	4			
3	10	Grand Paladino	2			
4	6	Manazieva	2			
5	13	Royal Refusal	2			
6	15	Meehan	5			
7	3	Cadmus	4			
8	4	Diocese	2			
9	9	Gee Gees Opera	4			
10	8	Cheerful Gee Gee	3			
11	2	Beurre Bosc	4			
12	12	Moments Like This	5			
13	7	Syndactyly	5			
14	11	Mercyful Fate	3			
15	14	March Hope	2			

StrideMASTER Speed Maps are generated using each horse's settled positions from their previous starts. The settled position is usually taken at the second 200m sectional crossing point in the race. This report is automatically generated from the StrideMASTER database using historical data from the horse's previous starts.

#### Disclaimer.
















Tasracing Pty Ltd and Thoroughbred Ratings Pty Ltd accepts no responsibility for the completeness or accuracy of any of the information contained herein, and makes no representations about its suitability for any particular purpose. Users should make their own judgements about those matters and/or seek independent advice. You assume all risks associated with use of the data provided on this page.

# Speed Map

June 23, 2013, Race 3, 2UP MDN-SW (2), Distance 1420m, Mowbray - Offset 8m

Compilation date: June 19, 2013, 12:43:52 PM (EST)

StrideMaster predicted tempo is: Even.

Barrier	TAB no.	Horse	Starts	Back	Midfield	Forward
1	14	Angel On Side	4			
2	10	Pinterry Angel	1			
3	15	Meehan	5			
4	9	Kirstie's Rose	4			
5	13	Daddy Rudi	1			
6	3	General Gee Gee	4			
7	4	Inxeeblack	5			
8	12	Usain Dancer	4			
9	2	Game of Thrones	1			
10	7	Breevedo	5			
11	1	Country Song	2			
12	6	Sure Up the Future	5			
13	8	Fugere	3			
14	5	Kentucky King	2			
15	11	Sad But True	5			

StrideMASTER Speed Maps are generated using each horse's settled positions from their previous starts. The settled position is usually taken at the second 200m sectional crossing point in the race. This report is automatically generated from the StrideMASTER database using historical data from the horse's previous starts.

#### Disclaimer.












Tasracing Pty Ltd and Thoroughbred Ratings Pty Ltd accepts no responsibility for the completeness or accuracy of any of the information contained herein, and makes no representations about its suitability for any particular purpose. Users should make their own judgements about those matters and/or seek independent advice. You assume all risks associated with use of the data provided on this page.

# Speed Map

June 23, 2013, Race 4, MDN/CL1-SW, Distance 2150m, Mowbray - Offset 8m

Compilation date: June 19, 2013, 12:43:52 PM (EST)

StrideMaster predicted tempo is: Even.

Barrier	TAB no.	Horse	Starts	Back	Midfield	Forward
1	12	Rumah Quest	5			
2	1	Deputy Duke	4			
3	7	Ordain	5			
4	5	Celtic Cutie	2			
5	4	Great White	5			
6	6	Delago Delight	5			
7	9	Shake Her Up	4			
8	2	Future Dividend	5			
9	3	Gee Gees Cool Kid	4			
10	8	Our Recital	0			
11	11	Das Good	4			
12	10	Delightful Weekend	4			

StrideMASTER Speed Maps are generated using each horse's settled positions from their previous starts. The settled position is usually taken at the second 200m sectional crossing point in the race. This report is automatically generated from the StrideMASTER database using historical data from the horse's previous starts.

#### Disclaimer.















Tasracing Pty Ltd and Thoroughbred Ratings Pty Ltd accepts no responsibility for the completeness or accuracy of any of the information contained herein, and makes no representations about its suitability for any particular purpose. Users should make their own judgements about those matters and/or seek independent advice. You assume all risks associated with use of the data provided on this page.

# Speed Map

June 23, 2013, Race 5, CL1, Distance 1420m, Mowbray - Offset 8m

Compilation date: June 19, 2013, 12:43:52 PM (EST)

StrideMaster predicted tempo is: Even.

Barrier	TAB no.	Horse	Starts	Back	Midfield	Forward
1	13	Gee Gee Miss Bee	4			
2	5	King Casper	4			
3	10	Memo	4			
4	7	Pinks a Legend	3			
5	6	Markov	4			
6	11	Red Nova	5			
7	2	Geegees Velvet	5			
8	9	Kentucky Tea	4			
9	14	Dartel	5			
10	8	Footbolt	4			
11	12	Achaea	4			
12	4	Athena Fire	2			
13	3	Len's Luck	4			
14	1	Sting'em	4			

StrideMASTER Speed Maps are generated using each horse's settled positions from their previous starts. The settled position is usually taken at the second 200m sectional crossing point in the race. This report is automatically generated from the StrideMASTER database using historical data from the horse's previous starts.

#### Disclaimer.















Tasracing Pty Ltd and Thoroughbred Ratings Pty Ltd accepts no responsibility for the completeness or accuracy of any of the information contained herein, and makes no representations about its suitability for any particular purpose. Users should make their own judgements about those matters and/or seek independent advice. You assume all risks associated with use of the data provided on this page.

# Speed Map

June 23, 2013, Race 6, BM68, Distance 1620m, Mowbray - Offset 8m

Compilation date: June 19, 2013, 12:43:52 PM (EST)

StrideMaster predicted tempo is: Even.

Barrier	TAB no.	Horse	Starts	Back	Midfield	Forward
1	10	Ramaru	5			
2	9	Christies	5			
3	6	Obligation	1			
4	3	Colossus of Rhodes	5			
5	4	Si Vite	3			
6	7	This Moment	5			
7	1	Gee Gee's Boss	5			
8	8	Stacy Ann	5			
9	11	Reach the Moon	5			
10	12	Another Hope	5			
11	2	Fair Colony	5			
12	14	Alesto Star	5			
13	13	Yellow Tagh	4			
14	5	Freddie Two Shoes	4			

StrideMASTER Speed Maps are generated using each horse's settled positions from their previous starts. The settled position is usually taken at the second 200m sectional crossing point in the race. This report is automatically generated from the StrideMASTER database using historical data from the horse's previous starts.

**Disclaimer.**

















Tasracing Pty Ltd and Thoroughbred Ratings Pty Ltd accepts no responsibility for the completeness or accuracy of any of the information contained herein, and makes no representations about its suitability for any particular purpose. Users should make their own judgements about those matters and/or seek independent advice. You assume all risks associated with use of the data provided on this page.

# Speed Map

June 23, 2013, Race 7, CL2, Distance 1220m, Mowbray - Offset 8m

Compilation date: June 19, 2013, 12:43:52 PM (EST)

StrideMaster predicted tempo is: Even.

Barrier	TAB no.	Horse	Starts	Back	Midfield	Forward
1	2	Just a Beach	3			
2	14	What a Life	4			
3	4	Settler's Joy	4			
4	5	Benilk	5			
5	1	Difrent	4			
6	9	Bel Ombre	5			
7	3	Not Another Red	5			
8	15	Sunset Sioux	1			
9	10	Ski Dubai	5			
10	7	Vow of Silence	5			
11	6	Light the Candles	3			
12	16	Larmar Hall	4			
13	11	Just Grand	2			
14	8	Encosta de Legend	5			
15	12	We Say	5			
16	13	Kissaway	4			

StrideMASTER Speed Maps are generated using each horse's settled positions from their previous starts. The settled position is usually taken at the second 200m sectional crossing point in the race. This report is automatically generated from the StrideMASTER database using historical data from the horse's previous starts.

#### Disclaimer.

Tasracing Pty Ltd and Thoroughbred Ratings Pty Ltd accepts no responsibility for the completeness or accuracy of any of the information contained herein, and makes no representations about its suitability for any particular purpose. Users should make their own judgements about those matters and/or seek independent advice. You assume all risks associated with use of the data provided on this page.


















# Speed Map

June 23, 2013, Race 8, BM68, Distance 1220m, Mowbray - Offset 8m

Compilation date: June 19, 2013, 12:43:52 PM (EST)

StrideMaster predicted tempo is: Even.

Barrier	TAB no.	Horse	Starts	Back	Midfield	Forward
1	10	The Chancer	5			
2	3	From the Bronx	5			
3	7	Bianforgetful	5			
4	2	Artie's Spur	5			
5	13	Snippetee Bee	5			
6	5	Apache Son	5			
7	6	Bag of Monkeys	5			
8	1	Spy Wears Prado	4			
9	14	Lottie's Lady	5			
10	12	Westella Magic	5			
11	15	Drummond	4			
12	9	Rich Bonus	4			
13	8	Blacko	5			
14	11	Smartie Artie	4			
15	4	Gathering Gold	5			

StrideMASTER Speed Maps are generated using each horse's settled positions from their previous starts. The settled position is usually taken at the second 200m sectional crossing point in the race. This report is automatically generated from the StrideMASTER database using historical data from the horse's previous starts.

#### Disclaimer.











Tasracing Pty Ltd and Thoroughbred Ratings Pty Ltd accepts no responsibility for the completeness or accuracy of any of the information contained herein, and makes no representations about its suitability for any particular purpose. Users should make their own judgements about those matters and/or seek independent advice. You assume all risks associated with use of the data provided on this page.

# Speed Map

June 23, 2013, Race 9, BM78, Distance 2150m, Mowbray - Offset 8m

Compilation date: June 19, 2013, 12:43:52 PM (EST)

StrideMaster predicted tempo is: Even.

Barrier	TAB no.	Horse	Starts	Back	Midfield	Forward
1	6	Packedtotherafters	5			
2	10	Sin 'n' Tel	5			
3	1	Royal Miswaki	5			
4	3	Royal Equerry	5			
5	8	Ladra	4			
6	2	Savannah Cat	5			
7	7	Red Eagle	5			
8	5	Can Get Thirsty	5			
9	4	Testa Jesta	5			
10	9	Stockbroker	5			

StrideMASTER Speed Maps are generated using each horse's settled positions from their previous starts. The settled position is usually taken at the second 200m sectional crossing point in the race. This report is automatically generated from the StrideMASTER database using historical data from the horse's previous starts.

#### Disclaimer.












Tasracing Pty Ltd and Thoroughbred Ratings Pty Ltd accepts no responsibility for the completeness or accuracy of any of the information contained herein, and makes no representations about its suitability for any particular purpose. Users should make their own judgements about those matters and/or seek independent advice. You assume all risks associated with use of the data provided on this page.

# Speed Map

June 23, 2013, Race 10, OPN HCP, Distance 1420m, Mowbray - Offset 8m

Compilation date: June 19, 2013, 12:43:52 PM (EST)

StrideMaster predicted tempo is: Even.

Barrier	TAB no.	Horse	Starts	Back	Midfield	Forward
1	6	Socks	5			
2	3	Jay Bee's Gee Gee	4			
3	8	Ladali	5			
4	4	Pengalas Gee Gee	5			
5	10	Darmasanda	5			
6	1	Lightly Spiced	5			
7	2	Catwen Boy	5			
8	5	Jakcorijim	5			
9	11	Royal Destination	5			
10	7	North Lodge	5			
11	9	Tranquil Lass	5			

StrideMASTER Speed Maps are generated using each horse's settled positions from their previous starts. The settled position is usually taken at the second 200m sectional crossing point in the race. This report is automatically generated from the StrideMASTER database using historical data from the horse's previous starts.

#### Disclaimer.

Tasracing Pty Ltd and Thoroughbred Ratings Pty Ltd accepts no responsibility for the completeness or accuracy of any of the information contained herein, and makes no representations about its suitability for any particular purpose. Users should make their own judgements about those matters and/or seek independent advice. You assume all risks associated with use of the data provided on this page.