



## Speed Map

Tasmanian Racing Club, Hobart, July 03, 2013

### Form Guide

Compilation date: July 1, 2013, 3:56:16 PM (EST)

Copyright © 2013 Tasracing Pty Ltd. All rights reserved.

### Trademarks.

StrideMASTER is a registered trademark of Thoroughbred Ratings Pty Ltd.

### Disclaimer.







Tasracing Pty Ltd and Thoroughbred Ratings Pty Ltd accepts no responsibility for the completeness or accuracy of any of the information contained herein, and makes no representations about its suitability for any particular purpose. Users should make their own judgements about those matters and/or seek independent advice. You assume all risks associated with use of the data provided on this page.

# Speed Map

July 03, 2013, Race 1, 2Y MDN-SW, Distance 1100m, Elwick Course Proper - Offset 0m

Compilation date: July 1, 2013, 3:56:17 PM (EST)

StrideMaster predicted tempo is: Even.

Barrier	TAB no.	Horse	Starts	Back	Midfield	Forward
1	10	Fleur Danseur	0			
2	7	O'reillys Geegee	1			
3	4	Havana Stash	0			
4	8	Victory Medal	0			
5	14	Sparkling Moon	0			
6	6	Made of Stars	1			
7	12	Geegees Martini	3			
8	5	Let's Go Ernie	3			
9	3	Golnali	0			
10	11	Foolish Games	1			
11	13	Moonrise	0			
12	9	Angel On Side	4			
13	1	Blue Tier	0			
14	2	Geegees Joker	0			

StrideMASTER Speed Maps are generated using each horse's settled positions from their previous starts. The settled position is usually taken at the second 200m sectional crossing point in the race. This report is automatically generated from the StrideMASTER database using historical data from the horse's previous starts.

#### Disclaimer.













Tasracing Pty Ltd and Thoroughbred Ratings Pty Ltd accepts no responsibility for the completeness or accuracy of any of the information contained herein, and makes no representations about its suitability for any particular purpose. Users should make their own judgements about those matters and/or seek independent advice. You assume all risks associated with use of the data provided on this page.

# Speed Map

July 03, 2013, Race 2, 2UP MDN-SW, Distance 1200m, Elwick Course Proper - Offset 0m

Compilation date: July 1, 2013, 3:56:18 PM (EST)

StrideMaster predicted tempo is: Even.

Barrier	TAB no.	Horse	Starts	Back	Midfield	Forward
1	8	Da Nyet	5			
2	14	Maleesh	1			
3	5	As Wickedaz	0			
4	9	Electress	1			
5	7	Chiming	5			
6	11	Funambulism	1			
7	15	Knots And Crosses	0			
8	3	Le Piccole Cose	2			
9	6	Cheerful Gee Gee	3			
10	1	Extravagant Eagle	1			
11	12	Gee Gees Dutchess	2			
12	13	Laurenstar	2			
13	4	Stallari	2			
14	10	Elli Au Go Go	5			
15	2	Hurricane Flyer	0			

StrideMASTER Speed Maps are generated using each horse's settled positions from their previous starts. The settled position is usually taken at the second 200m sectional crossing point in the race. This report is automatically generated from the StrideMASTER database using historical data from the horse's previous starts.

**Disclaimer.**



















Tasracing Pty Ltd and Thoroughbred Ratings Pty Ltd accepts no responsibility for the completeness or accuracy of any of the information contained herein, and makes no representations about its suitability for any particular purpose. Users should make their own judgements about those matters and/or seek independent advice. You assume all risks associated with use of the data provided on this page.

# Speed Map

July 03, 2013, Race 3, 2UP MDN-SW, Distance 1400m, Elwick Course Proper - Offset 0m

Compilation date: July 1, 2013, 3:56:18 PM (EST)

StrideMaster predicted tempo is: Even.

Barrier	TAB no.	Horse	Starts	Back	Midfield	Forward
1	6	Syndactyly	5			
2	4	Manazieva	3			
3	11	Mercyful Fate	4			
4	7	Acacia Bloom	4			
5	14	Lucy Girl	1			
6	13	Special Fusion	2			
7	17	Cadmus	5			
8	2	Game of Thrones	2			
9	5	Speedy Bill	1			
10	9	Kirstie's Rose	4			
11	8	Goodtime Story	5			
12	1	Cosmic Dane	5			
13	10	Mercana Magic	5			
14	16	Royal Refusal	3			
15	12	March Hope	2			
16	3	Kwaboom	5			
17	15	Neconni Girl	3			
18	18	Keep Racing	4			

StrideMASTER Speed Maps are generated using each horse's settled positions from their previous starts. The settled position is usually taken at the second 200m sectional crossing point in the race. This report is automatically generated from the StrideMASTER database using historical data from the horse's previous starts.



















**Disclaimer.**

Tasracing Pty Ltd and Thoroughbred Ratings Pty Ltd accepts no responsibility for the completeness or accuracy of any of the information contained herein, and makes no representations about its suitability for any particular purpose. Users should make their own judgements about those matters and/or seek independent advice. You assume all risks associated with use of the data provided on this page.

# Speed Map

July 03, 2013, Race 4, MDN/CL1-SW, Distance 1600m, Elwick Course Proper - Offset 0m  
 Compilation date: July 1, 2013, 3:56:18 PM (EST)

StrideMaster predicted tempo is: Even.

Barrier	TAB no.	Horse	Starts	Back	Midfield	Forward
1	18	Rumah Quest	5			
2	6	Gee Gees Opera	4			
3	4	Sting'em	4			
4	17	King Casper	5			
5	15	Beurre Bosc	5			
6	9	Military Boy	4			
7	13	Gee Gee Black Fury	5			
8	1	Gee Gees Cool Kid	4			
9	12	Tazevedo	4			
10	11	Tough Customer	5			
11	3	Seven Mile King	3			
12	16	Another Hope	5			
13	2	Len's Luck	4			
14	5	Das Good	4			
15	10	Shake Her Up	4			
16	8	Mikayla's Boy	5			
17	7	Illusion of Magic	5			
18	14	Geeges Velvet	5			

StrideMASTER Speed Maps are generated using each horse's settled positions from their previous starts. The settled position is usually taken at the second 200m sectional crossing point in the race. This report is automatically generated from the StrideMASTER database using historical data from the horse's previous starts.

**Disclaimer.**














Tasracing Pty Ltd and Thoroughbred Ratings Pty Ltd accepts no responsibility for the completeness or accuracy of any of the information contained herein, and makes no representations about its suitability for any particular purpose. Users should make their own judgements about those matters and/or seek independent advice. You assume all risks associated with use of the data provided on this page.

# Speed Map

July 03, 2013, Race 5, BM62, Distance 1400m, Elwick Course Proper - Offset 0m

Compilation date: July 1, 2013, 3:56:18 PM (EST)

StrideMaster predicted tempo is: Even.

Barrier	TAB no.	Horse	Starts	Back	Midfield	Forward
1	8	Royal Destination	5			
2	11	Dazzling Day	5			
3	5	Lottie's Lady	5			
4	10	Ezzymac	5			
5	4	Remmi Raider	5			
6	9	Drummond	4			
7	3	Serpents View	4			
8	13	Stir Up	5			
9	2	Smartie Artie	4			
10	6	Bouggie Danzer	5			
11	7	Gee Gees Beauty	5			
12	12	Father Ned	5			
13	1	Shardoo	4			

StrideMASTER Speed Maps are generated using each horse's settled positions from their previous starts. The settled position is usually taken at the second 200m sectional crossing point in the race. This report is automatically generated from the StrideMASTER database using historical data from the horse's previous starts.

**Disclaimer.**

















Tasracing Pty Ltd and Thoroughbred Ratings Pty Ltd accepts no responsibility for the completeness or accuracy of any of the information contained herein, and makes no representations about its suitability for any particular purpose. Users should make their own judgements about those matters and/or seek independent advice. You assume all risks associated with use of the data provided on this page.

# Speed Map

July 03, 2013, Race 6, CL1, Distance 1100m, Elwick Course Proper - Offset 0m

Compilation date: July 1, 2013, 3:56:18 PM (EST)

StrideMaster predicted tempo is: Even.

Barrier	TAB no.	Horse	Starts	Back	Midfield	Forward
1	8	Regio	3			
2	5	Testa Gee Gee	5			
3	15	Top End of Town	5			
4	2	Light the Candles	3			
5	11	Flanker	3			
6	7	Lander Dollar	5			
7	4	Simon Said Lets Go	3			
8	14	Miss Elsa	5			
9	9	Devil's Tears	2			
10	16	Swinging Dancer	4			
11	3	No Go Zone	3			
12	10	Onthecountofthree	4			
13	1	Bustaringer	3			
14	12	Josies Gee Gee	5			
15	6	Deux Foix	5			
16	13	Rosemount Dara	5			

StrideMASTER Speed Maps are generated using each horse's settled positions from their previous starts. The settled position is usually taken at the second 200m sectional crossing point in the race. This report is automatically generated from the StrideMASTER database using historical data from the horse's previous starts.

**Disclaimer.**














Tasracing Pty Ltd and Thoroughbred Ratings Pty Ltd accepts no responsibility for the completeness or accuracy of any of the information contained herein, and makes no representations about its suitability for any particular purpose. Users should make their own judgements about those matters and/or seek independent advice. You assume all risks associated with use of the data provided on this page.

# Speed Map

July 03, 2013, Race 7, BM62, Distance 1400m, Elwick Course Proper - Offset 0m

Compilation date: July 1, 2013, 3:56:19 PM (EST)

StrideMaster predicted tempo is: Even.

Barrier	TAB no.	Horse	Starts	Back	Midfield	Forward
1	4	Alarmist	5			
2	10	Cerise Sauvage	5			
3	11	Larmar Hall	4			
4	9	Just Grand	3			
5	8	Ski Dubai	5			
6	13	Sunset Sioux	2			
7	12	Dark Rum	4			
8	7	Lolly Delight	5			
9	5	Spotluck	5			
10	2	Carnegie Flyer	1			
11	1	Blacko	4			
12	3	Status Seeker	5			
13	6	Not Guilty	5			

StrideMASTER Speed Maps are generated using each horse's settled positions from their previous starts. The settled position is usually taken at the second 200m sectional crossing point in the race. This report is automatically generated from the StrideMASTER database using historical data from the horse's previous starts.

**Disclaimer.**

Tasracing Pty Ltd and Thoroughbred Ratings Pty Ltd accepts no responsibility for the completeness or accuracy of any of the information contained herein, and makes no representations about its suitability for any particular purpose. Users should make their own judgements about those matters and/or seek independent advice. You assume all risks associated with use of the data provided on this page.


















# Speed Map

July 03, 2013, Race 8, BM68, Distance 1400m, Elwick Course Proper - Offset 0m

Compilation date: July 1, 2013, 3:56:19 PM (EST)

StrideMaster predicted tempo is: Even.

Barrier	TAB no.	Horse	Starts	Back	Midfield	Forward
1	4	Spy Wears Prado	4			
2	14	Sienna of Sydney	5			
3	7	Showing the Faith	5			
4	13	Vision of Beauty	5			
5	8	Apache Son	5			
6	2	Mega Excel	5			
7	6	Derailleur	5			
8	10	Conquistador	5			
9	9	Colonial Gold	5			
10	11	Testa Jesta	5			
11	3	Uboa	3			
12	1	Dangerous Geegee	4			
13	5	Obligation	2			
14	15	Darmasanda	5			
15	12	This Moment	5			

StrideMASTER Speed Maps are generated using each horse's settled positions from their previous starts. The settled position is usually taken at the second 200m sectional crossing point in the race. This report is automatically generated from the StrideMASTER database using historical data from the horse's previous starts.

**Disclaimer.**















Tasracing Pty Ltd and Thoroughbred Ratings Pty Ltd accepts no responsibility for the completeness or accuracy of any of the information contained herein, and makes no representations about its suitability for any particular purpose. Users should make their own judgements about those matters and/or seek independent advice. You assume all risks associated with use of the data provided on this page.

# Speed Map

July 03, 2013, Race 9, BM78, Distance 1100m, Elwick Course Proper - Offset 0m

Compilation date: July 1, 2013, 3:56:19 PM (EST)

StrideMaster predicted tempo is: Even.

Barrier	TAB no.	Horse	Starts	Back	Midfield	Forward
1	7	Secuma	4			
2	6	Loaded Owners	1			
3	5	Innocent Gamble	5			
4	8	Western Hero	4			
5	3	Milochello	3			
6	1	Turbo Qui	5			
7	2	Jay Bee's Gee Gee	4			
8	11	Jypsiere	5			
9	9	Veloce Cavallo	3			
10	13	Hailed	4			
11	10	California Wish	4			
12	12	Another Concerto	4			
13	4	Buzzing Along	5			
14	14	Rich Bonus	4			

StrideMASTER Speed Maps are generated using each horse's settled positions from their previous starts. The settled position is usually taken at the second 200m sectional crossing point in the race. This report is automatically generated from the StrideMASTER database using historical data from the horse's previous starts.

#### Disclaimer.

Tasracing Pty Ltd and Thoroughbred Ratings Pty Ltd accepts no responsibility for the completeness or accuracy of any of the information contained herein, and makes no representations about its suitability for any particular purpose. Users should make their own judgements about those matters and/or seek independent advice. You assume all risks associated with use of the data provided on this page.