



Speed Map

Devonport Racing Club, Devonport Synthetic, July 07, 2013

Form Guide

Compilation date: July 4, 2013, 9:29:17 AM (EST)

Copyright © 2013 Tasracing Pty Ltd. All rights reserved.

Trademarks.

StrideMASTER is a registered trademark of Thoroughbred Ratings Pty Ltd.

Disclaimer.












Tasracing Pty Ltd and Thoroughbred Ratings Pty Ltd accepts no responsibility for the completeness or accuracy of any of the information contained herein, and makes no representations about its suitability for any particular purpose. Users should make their own judgements about those matters and/or seek independent advice. You assume all risks associated with use of the data provided on this page.

Speed Map

July 07, 2013, Race 1, 2UP MDN-SW, Distance 900m, Spreyton - Offset 0m

Compilation date: July 4, 2013, 9:29:17 AM (EST)

StrideMaster predicted tempo is: Even.

Barrier	TAB no.	Horse	Starts	Back	Midfield	Forward
1	7	Kosta Innocence	2			
2	13	Geegees Joker	0			
3	6	Bring Me Sunshine	4			
4	12	Unconcerned	5			
5	10	Set Value	1			
6	15	Clonbullogue	5			
7	8	Painted Perfection	0			
8	16	Sharma Magic	4			
9	11	Shirizzle	3			
10	17	Come On Charger	0			
11	9	Portavik Playtime	0			
12	4	Darchill	2			
13	2	Costabitmore	1			
14	14	Eagle Flight	0			
15	5	At Sunrise	5			
16	1	Black Legacy	0			
17	3	Crazy Coen	1			

StrideMASTER Speed Maps are generated using each horse's settled positions from their previous starts. The settled position is usually taken at the second 200m sectional crossing point in the race. This report is automatically generated from the StrideMASTER database using historical data from the horse's previous starts.

Disclaimer.










Tasracing Pty Ltd and Thoroughbred Ratings Pty Ltd accepts no responsibility for the completeness or accuracy of any of the information contained herein, and makes no representations about its suitability for any particular purpose. Users should make their own judgements about those matters and/or seek independent advice. You assume all risks associated with use of the data provided on this page.

Speed Map

July 07, 2013, Race 2, 2UP MDN-SW, Distance 1150m, Spreyton - Offset 0m

Compilation date: July 4, 2013, 9:29:18 AM (EST)

StrideMaster predicted tempo is: Even.

Barrier	TAB no.	Horse	Starts	Back	Midfield	Forward
1	3	Inxeeblack	5			
2	1	Briefly Yours	0			
3	12	Hoop	3			
4	11	Tenby Tourer	0			
5	10	Stormswift	3			
6	2	Ginga Boy	4			
7	4	Meehan	5			
8	5	Symbol of Freedom	0			
9	8	Royal Bluff	1			
10	6	Gold Adonna	2			
11	9	Set for Tea	1			
12	7	Maccas Princess	1			

StrideMASTER Speed Maps are generated using each horse's settled positions from their previous starts. The settled position is usually taken at the second 200m sectional crossing point in the race. This report is automatically generated from the StrideMASTER database using historical data from the horse's previous starts.

Disclaimer.













Tasracing Pty Ltd and Thoroughbred Ratings Pty Ltd accepts no responsibility for the completeness or accuracy of any of the information contained herein, and makes no representations about its suitability for any particular purpose. Users should make their own judgements about those matters and/or seek independent advice. You assume all risks associated with use of the data provided on this page.

Speed Map

July 07, 2013, Race 3, MDN/CL1-SW, Distance 1880m, Spreyton - Offset 0m

Compilation date: July 4, 2013, 9:29:18 AM (EST)

StrideMaster predicted tempo is: Even.

Barrier	TAB no.	Horse	Starts	Back	Midfield	Forward
1	10	My Evie Darlin'	4			
2	12	Usain Dancer	5			
3	2	King Casper	5			
4	6	Celtic Cutie	3			
5	1	Ciao Marco	4			
6	4	Alotta Gooditdidme	5			
7	11	Rumah Quest	5			
8	8	Delago Delight	5			
9	9	Windedo	5			
10	3	Added Bonus	5			
11	5	Cadmus	5			
12	7	Das Good	4			

StrideMASTER Speed Maps are generated using each horse's settled positions from their previous starts. The settled position is usually taken at the second 200m sectional crossing point in the race. This report is automatically generated from the StrideMASTER database using historical data from the horse's previous starts.

Disclaimer.













Tasracing Pty Ltd and Thoroughbred Ratings Pty Ltd accepts no responsibility for the completeness or accuracy of any of the information contained herein, and makes no representations about its suitability for any particular purpose. Users should make their own judgements about those matters and/or seek independent advice. You assume all risks associated with use of the data provided on this page.

Speed Map

July 07, 2013, Race 4, CL1, Distance 1150m, Spreyton - Offset 0m

Compilation date: July 4, 2013, 9:29:18 AM (EST)

StrideMaster predicted tempo is: Even.

Barrier	TAB no.	Horse	Starts	Back	Midfield	Forward
1	8	Josies Gee Gee	4			
2	14	Handle On a Star	0			
3	7	Thorn Man	0			
4	15	King of Devonshire	0			
5	10	Tempest Rose	4			
6	2	Testa Gee Gee	5			
7	4	Laduka	5			
8	9	Overproof	5			
9	5	Wanaea	1			
10	12	Loft	4			
11	3	Sariana's Quest	5			
12	1	Our Lucky Rain	1			
13	13	Masterofthemanor	5			
14	6	Maggie's Pal	4			
15	11	Swinging Dancer	4			

StrideMASTER Speed Maps are generated using each horse's settled positions from their previous starts. The settled position is usually taken at the second 200m sectional crossing point in the race. This report is automatically generated from the StrideMASTER database using historical data from the horse's previous starts.

Disclaimer.













Tasracing Pty Ltd and Thoroughbred Ratings Pty Ltd accepts no responsibility for the completeness or accuracy of any of the information contained herein, and makes no representations about its suitability for any particular purpose. Users should make their own judgements about those matters and/or seek independent advice. You assume all risks associated with use of the data provided on this page.

Speed Map

July 07, 2013, Race 5, BM68, Distance 1150m, Spreyton - Offset 0m

Compilation date: July 4, 2013, 9:29:18 AM (EST)

StrideMaster predicted tempo is: Slow.

Barrier	TAB no.	Horse	Starts	Back	Midfield	Forward
1	1	Buzzing Along	4			
2	4	Key of the Nile	5			
3	9	Cool Royal	5			
4	12	Darmasanda	5			
5	7	Rich Bonus	3			
6	3	Neil's Gold	5			
7	6	Miss Middleton	4			
8	8	Super Broadband	5			
9	11	Lottie's Lady	5			
10	2	Lake Crescent	1			
11	5	Apache Son	4			
12	10	Devon Lass	5			

StrideMASTER Speed Maps are generated using each horse's settled positions from their previous starts. The settled position is usually taken at the second 200m sectional crossing point in the race. This report is automatically generated from the StrideMASTER database using historical data from the horse's previous starts.

Disclaimer.












Tasracing Pty Ltd and Thoroughbred Ratings Pty Ltd accepts no responsibility for the completeness or accuracy of any of the information contained herein, and makes no representations about its suitability for any particular purpose. Users should make their own judgements about those matters and/or seek independent advice. You assume all risks associated with use of the data provided on this page.

Speed Map

July 07, 2013, Race 6, BM68, Distance 1150m, Spreyton - Offset 0m

Compilation date: July 4, 2013, 9:29:18 AM (EST)

StrideMaster predicted tempo is: Even.

Barrier	TAB no.	Horse	Starts	Back	Midfield	Forward
1	6	The Chancer	5			
2	1	Strike the Tiger	2			
3	7	Westella Magic	5			
4	10	Gee Gees Cashcard	3			
5	9	Manhattan Rose	4			
6	2	Jypsiere	5			
7	4	Gotta Have Faith	5			
8	8	Esca	4			
9	3	Difrent	5			
10	11	Reach the Moon	5			
11	5	Bianforgetful	5			

StrideMASTER Speed Maps are generated using each horse's settled positions from their previous starts. The settled position is usually taken at the second 200m sectional crossing point in the race. This report is automatically generated from the StrideMASTER database using historical data from the horse's previous starts.

Disclaimer.














Tasracing Pty Ltd and Thoroughbred Ratings Pty Ltd accepts no responsibility for the completeness or accuracy of any of the information contained herein, and makes no representations about its suitability for any particular purpose. Users should make their own judgements about those matters and/or seek independent advice. You assume all risks associated with use of the data provided on this page.

Speed Map

July 07, 2013, Race 7, CL2, Distance 1350m, Spreyton - Offset 0m

Compilation date: July 4, 2013, 9:29:18 AM (EST)

StrideMaster predicted tempo is: Even.

Barrier	TAB no.	Horse	Starts	Back	Midfield	Forward
1	9	Our Clangalang	4			
2	10	Red Willow	5			
3	11	Gee Gee Showgirl	5			
4	7	The Welshman	5			
5	3	Alarmist	5			
6	4	Vow of Silence	5			
7	12	Yellow Tagh	5			
8	13	Stir Up	4			
9	2	Benilk	5			
10	1	Willow the Wisp	5			
11	6	Not Guilty	5			
12	8	Country Song	3			
13	5	Allegro Dehere	5			

StrideMASTER Speed Maps are generated using each horse's settled positions from their previous starts. The settled position is usually taken at the second 200m sectional crossing point in the race. This report is automatically generated from the StrideMASTER database using historical data from the horse's previous starts.

Disclaimer.
















Tasracing Pty Ltd and Thoroughbred Ratings Pty Ltd accepts no responsibility for the completeness or accuracy of any of the information contained herein, and makes no representations about its suitability for any particular purpose. Users should make their own judgements about those matters and/or seek independent advice. You assume all risks associated with use of the data provided on this page.

Speed Map

July 07, 2013, Race 8, BM68, Distance 1880m, Spreyton - Offset 0m

Compilation date: July 4, 2013, 9:29:19 AM (EST)

StrideMaster predicted tempo is: Even.

Barrier	TAB no.	Horse	Starts	Back	Midfield	Forward
1	12	What a Life	4			
2	2	Can Get Thirsty	5			
3	11	Toughtee	5			
4	14	Alesto Star	5			
5	4	Packedtothrafters	5			
6	8	Christies	5			
7	15	Sin 'n' Tel	5			
8	6	Red Eagle	5			
9	5	Si Vite	4			
10	3	Colossus of Rhodes	5			
11	7	Burlington	5			
12	1	Savannah Cat	5			
13	9	Ramaru	5			
14	10	Stockbroker	5			
15	13	Sunset Sioux	2			

StrideMASTER Speed Maps are generated using each horse's settled positions from their previous starts. The settled position is usually taken at the second 200m sectional crossing point in the race. This report is automatically generated from the StrideMASTER database using historical data from the horse's previous starts.

Disclaimer.









Tasracing Pty Ltd and Thoroughbred Ratings Pty Ltd accepts no responsibility for the completeness or accuracy of any of the information contained herein, and makes no representations about its suitability for any particular purpose. Users should make their own judgements about those matters and/or seek independent advice. You assume all risks associated with use of the data provided on this page.

Speed Map

July 07, 2013, Race 9, HCP, Distance 1650m, Spreyton - Offset 0m

Compilation date: July 4, 2013, 9:29:19 AM (EST)

StrideMaster predicted tempo is: Even.

Barrier	TAB no.	Horse	Starts	Back	Midfield	Forward
1	7	Makes Cents	5			
2	3	Jakcorijim	5			
3	2	Catwen Boy	5			
4	8	Gee Gee's Boss	5			
5	1	Lightly Spiced	5			
6	6	Gee Gee's La Quita	5			
7	5	Socks	5			
8	4	Relentless Pursuit	5			

StrideMASTER Speed Maps are generated using each horse's settled positions from their previous starts. The settled position is usually taken at the second 200m sectional crossing point in the race. This report is automatically generated from the StrideMASTER database using historical data from the horse's previous starts.

Disclaimer.

Tasracing Pty Ltd and Thoroughbred Ratings Pty Ltd accepts no responsibility for the completeness or accuracy of any of the information contained herein, and makes no representations about its suitability for any particular purpose. Users should make their own judgements about those matters and/or seek independent advice. You assume all risks associated with use of the data provided on this page.