



## Speed Map

Tasmanian Turf Club, Launceston, July 13, 2013

### Form Guide

Compilation date: July 10, 2013, 2:03:04 PM (EST)

Copyright © 2013 Tasracing Pty Ltd. All rights reserved.

### Trademarks.

StrideMASTER is a registered trademark of Thoroughbred Ratings Pty Ltd.

### Disclaimer.









Tasracing Pty Ltd and Thoroughbred Ratings Pty Ltd accepts no responsibility for the completeness or accuracy of any of the information contained herein, and makes no representations about its suitability for any particular purpose. Users should make their own judgements about those matters and/or seek independent advice. You assume all risks associated with use of the data provided on this page.

# Speed Map

July 13, 2013, Race 1, 2Y HCP, Distance 1200m, Mowbray - Offset 0m

Compilation date: July 10, 2013, 2:03:04 PM (EST)

StrideMaster predicted tempo is: Even.

Barrier	TAB no.	Horse	Starts	Back	Midfield	Forward
1	4	One More Red	2			
2	2	Havana Stash	1			
3	7	Foolish Games	1			
4	5	Neil's On Target	2			
5	6	Special Fusion	2			
6	3	Let's Go Ernie	4			
7	1	Geegees Hawkeye	2			
8	8	Fleur Danseur	1			

StrideMASTER Speed Maps are generated using each horse's settled positions from their previous starts. The settled position is usually taken at the second 200m sectional crossing point in the race. This report is automatically generated from the StrideMASTER database using historical data from the horse's previous starts.

#### Disclaimer.












Tasracing Pty Ltd and Thoroughbred Ratings Pty Ltd accepts no responsibility for the completeness or accuracy of any of the information contained herein, and makes no representations about its suitability for any particular purpose. Users should make their own judgements about those matters and/or seek independent advice. You assume all risks associated with use of the data provided on this page.

# Speed Map

July 13, 2013, Race 2, 2UP MDN-SW, Distance 1200m, Mowbray - Offset 0m

Compilation date: July 10, 2013, 2:03:05 PM (EST)

StrideMaster predicted tempo is: Even.

Barrier	TAB no.	Horse	Starts	Back	Midfield	Forward
1	12	Set Value	2			
2	10	On Herway	0			
3	5	The Stockman	1			
4	9	Neconni Girl	4			
5	13	Sonetto	0			
6	8	Maleesh	1			
7	4	Rollinginthedeep	1			
8	2	General Gee Gee	4			
9	7	Kirstie's Rose	3			
10	11	Pinterry Angel	2			
11	1	Artie Luvstoparty	5			
12	6	Da Nyet	5			
13	3	Meehan	5			

StrideMASTER Speed Maps are generated using each horse's settled positions from their previous starts. The settled position is usually taken at the second 200m sectional crossing point in the race. This report is automatically generated from the StrideMASTER database using historical data from the horse's previous starts.

#### Disclaimer.












Tasracing Pty Ltd and Thoroughbred Ratings Pty Ltd accepts no responsibility for the completeness or accuracy of any of the information contained herein, and makes no representations about its suitability for any particular purpose. Users should make their own judgements about those matters and/or seek independent advice. You assume all risks associated with use of the data provided on this page.

# Speed Map

July 13, 2013, Race 3, 2UP MDN-SW, Distance 1200m, Mowbray - Offset 0m

Compilation date: July 10, 2013, 2:03:05 PM (EST)

StrideMaster predicted tempo is: Even.

Barrier	TAB no.	Horse	Starts	Back	Midfield	Forward
1	11	Royal Classic	5			
2	2	Grey Hype	5			
3	6	Gee Gees Dutchess	3			
4	4	Symbol of Freedom	0			
5	8	Mercana Magic	5			
6	3	Ourmatealvin	1			
7	12	Shirizzle	4			
8	7	Lady Imelda	5			
9	1	Crabby Ness	2			
10	10	Painted Perfection	1			
11	9	Novaell	3			
12	5	Cheerful Gee Gee	3			

StrideMASTER Speed Maps are generated using each horse's settled positions from their previous starts. The settled position is usually taken at the second 200m sectional crossing point in the race. This report is automatically generated from the StrideMASTER database using historical data from the horse's previous starts.

**Disclaimer.**















Tasracing Pty Ltd and Thoroughbred Ratings Pty Ltd accepts no responsibility for the completeness or accuracy of any of the information contained herein, and makes no representations about its suitability for any particular purpose. Users should make their own judgements about those matters and/or seek independent advice. You assume all risks associated with use of the data provided on this page.

# Speed Map

July 13, 2013, Race 4, MDN/CL1-SW, Distance 1600m, Mowbray - Offset 0m

Compilation date: July 10, 2013, 2:03:05 PM (EST)

StrideMaster predicted tempo is: Slow.

Barrier	TAB no.	Horse	Starts	Back	Midfield	Forward
1	5	Zabibo	4			
2	7	Diocese	2			
3	15	Das Good	5			
4	10	Kentucky King	3			
5	11	Shake Her Up	5			
6	3	Markov	4			
7	9	Keep Racing	4			
8	6	Beurre Bosc	5			
9	12	She's Ayce	0			
10	4	Sting'em	4			
11	8	Gee Gees Opera	4			
12	1	Another Hope	5			
13	13	Fugere	4			
14	2	Len's Luck	4			
15	14	Moments Like This	5			

StrideMASTER Speed Maps are generated using each horse's settled positions from their previous starts. The settled position is usually taken at the second 200m sectional crossing point in the race. This report is automatically generated from the StrideMASTER database using historical data from the horse's previous starts.

#### Disclaimer.










Tasracing Pty Ltd and Thoroughbred Ratings Pty Ltd accepts no responsibility for the completeness or accuracy of any of the information contained herein, and makes no representations about its suitability for any particular purpose. Users should make their own judgements about those matters and/or seek independent advice. You assume all risks associated with use of the data provided on this page.

# Speed Map

July 13, 2013, Race 5, OPN HCP, Distance 1200m, Mowbray - Offset 0m

Compilation date: July 10, 2013, 2:03:05 PM (EST)

StrideMaster predicted tempo is: Fast.

Barrier	TAB no.	Horse	Starts	Back	Midfield	Forward
1	2	Turbo Qui	5			
2	6	Strike the Tiger	3			
3	9	Tough At Heart	5			
4	5	Sandeep	5			
5	7	Ladali	5			
6	3	Jakcorijim	5			
7	4	Los Skybo	4			
8	1	Pengalas Gee Gee	5			
9	8	Loaded Owners	1			

StrideMASTER Speed Maps are generated using each horse's settled positions from their previous starts. The settled position is usually taken at the second 200m sectional crossing point in the race. This report is automatically generated from the StrideMASTER database using historical data from the horse's previous starts.

**Disclaimer.**












Tasracing Pty Ltd and Thoroughbred Ratings Pty Ltd accepts no responsibility for the completeness or accuracy of any of the information contained herein, and makes no representations about its suitability for any particular purpose. Users should make their own judgements about those matters and/or seek independent advice. You assume all risks associated with use of the data provided on this page.

# Speed Map

July 13, 2013, Race 6, CL1, Distance 1400m, Mowbray - Offset 0m

Compilation date: July 10, 2013, 2:03:05 PM (EST)

StrideMaster predicted tempo is: Even.

Barrier	TAB no.	Horse	Starts	Back	Midfield	Forward
1	6	Josies Gee Gee	5			
2	7	Kentucky Tea	4			
3	1	Bustaringer	4			
4	3	Kwaboom	5			
5	2	Bel Ombre	5			
6	5	Sun Disk	5			
7	12	Achaea	4			
8	11	Rain Storm	0			
9	10	Red Nova	5			
10	4	Country Song	4			
11	9	Gee Gee Miss Bee	5			
12	8	Footbolt	4			

StrideMASTER Speed Maps are generated using each horse's settled positions from their previous starts. The settled position is usually taken at the second 200m sectional crossing point in the race. This report is automatically generated from the StrideMASTER database using historical data from the horse's previous starts.

**Disclaimer.**















Tasracing Pty Ltd and Thoroughbred Ratings Pty Ltd accepts no responsibility for the completeness or accuracy of any of the information contained herein, and makes no representations about its suitability for any particular purpose. Users should make their own judgements about those matters and/or seek independent advice. You assume all risks associated with use of the data provided on this page.

# Speed Map

July 13, 2013, Race 7, BM68, Distance 2100m, Mowbray - Offset 0m

Compilation date: July 10, 2013, 2:03:05 PM (EST)

StrideMaster predicted tempo is: Slow.

Barrier	TAB no.	Horse	Starts	Back	Midfield	Forward
1	7	Stacy Ann	5			
2	8	Bouggie Danzer	5			
3	3	Testa Jesta	5			
4	9	Ladra	4			
5	10	Christies	5			
6	14	Sin 'n' Tel	5			
7	2	Savannah Cat	4			
8	11	Gee Gees Beauty	5			
9	12	Future Dividend	5			
10	4	Colonial Gold	4			
11	6	Great White	5			
12	13	Sunset Sioux	3			
13	1	Royal Equerry	5			
14	5	Packedtothrafters	5			

StrideMASTER Speed Maps are generated using each horse's settled positions from their previous starts. The settled position is usually taken at the second 200m sectional crossing point in the race. This report is automatically generated from the StrideMASTER database using historical data from the horse's previous starts.

**Disclaimer.**

Tasracing Pty Ltd and Thoroughbred Ratings Pty Ltd accepts no responsibility for the completeness or accuracy of any of the information contained herein, and makes no representations about its suitability for any particular purpose. Users should make their own judgements about those matters and/or seek independent advice. You assume all risks associated with use of the data provided on this page.















# Speed Map

July 13, 2013, Race 8, CL2, Distance 1200m, Mowbray - Offset 0m

Compilation date: July 10, 2013, 2:03:05 PM (EST)

StrideMaster predicted tempo is: Even.

Barrier	TAB no.	Horse	Starts	Back	Midfield	Forward
1	2	Apache Son	5			
2	3	Just a Beach	4			
3	6	Pinks a Legend	4			
4	8	Just Grand	4			
5	11	Stir Up	5			
6	4	Sh'bourne Spirit	4			
7	10	Gee Gee Showgirl	5			
8	7	Date And Sign	5			
9	12	Larmar Hall	3			
10	1	Bundaleda	5			
11	9	Kissaway	4			
12	5	Encosta de Legend	5			

StrideMASTER Speed Maps are generated using each horse's settled positions from their previous starts. The settled position is usually taken at the second 200m sectional crossing point in the race. This report is automatically generated from the StrideMASTER database using historical data from the horse's previous starts.

**Disclaimer.**













Tasracing Pty Ltd and Thoroughbred Ratings Pty Ltd accepts no responsibility for the completeness or accuracy of any of the information contained herein, and makes no representations about its suitability for any particular purpose. Users should make their own judgements about those matters and/or seek independent advice. You assume all risks associated with use of the data provided on this page.

# Speed Map

July 13, 2013, Race 9, BM78, Distance 1400m, Mowbray - Offset 0m

Compilation date: July 10, 2013, 2:03:05 PM (EST)

StrideMaster predicted tempo is: Even.

Barrier	TAB no.	Horse	Starts	Back	Midfield	Forward
1	2	Dangerous Geegee	5			
2	5	Veloce Cavallo	4			
3	7	Settler's Joy	4			
4	1	Lightly Spiced	5			
5	10	Reach the Moon	5			
6	6	Spy Wears Prado	3			
7	8	Showing the Faith	5			
8	3	Innocent Gamble	5			
9	9	Fair Colony	5			
10	4	Secuma	4			
11	12	Royal Destination	5			
12	11	Shardoo	4			

StrideMASTER Speed Maps are generated using each horse's settled positions from their previous starts. The settled position is usually taken at the second 200m sectional crossing point in the race. This report is automatically generated from the StrideMASTER database using historical data from the horse's previous starts.

**Disclaimer.**

Tasracing Pty Ltd and Thoroughbred Ratings Pty Ltd accepts no responsibility for the completeness or accuracy of any of the information contained herein, and makes no representations about its suitability for any particular purpose. Users should make their own judgements about those matters and/or seek independent advice. You assume all risks associated with use of the data provided on this page.