



## Speed Map

Devonport Racing Club, Devonport Synthetic, July 28, 2013

### Form Guide

Compilation date: July 26, 2013, 8:10:24 AM (EST)

Copyright © 2013 Tasracing Pty Ltd. All rights reserved.

### Trademarks.

StrideMASTER is a registered trademark of Thoroughbred Ratings Pty Ltd.

### Disclaimer.











Tasracing Pty Ltd and Thoroughbred Ratings Pty Ltd accepts no responsibility for the completeness or accuracy of any of the information contained herein, and makes no representations about its suitability for any particular purpose. Users should make their own judgements about those matters and/or seek independent advice. You assume all risks associated with use of the data provided on this page.

# Speed Map

July 28, 2013, Race 1, 2UP MDN-SW, Distance 1000m, Undefined

Compilation date: July 26, 2013, 8:10:25 AM (EST)

StrideMaster predicted tempo is: Fast.

Barrier	TAB no.	Horse	Starts	Back	Midfield	Forward
1	9	Set Value	3			
2	12	Crambazzled	1			
3	3	Holiday Isle	0			
4	11	Sheza Fatty Boomba	4			
5	1	Argentinian Storm	0			
6	6	Funambulism	1			
7	5	Daunting Dancer	4			
8	8	Portavik Playtime	0			
9	10	Sharma Magic	4			
10	4	Bring Me Sunshine	4			
11	13	Neil's On Target	3			
12	7	On Herway	1			
13	14	Eagle Flight	1			
14	2	Come On Charger	0			

StrideMASTER Speed Maps are generated using each horse's settled positions from their previous starts. The settled position is usually taken at the second 200m sectional crossing point in the race. This report is automatically generated from the StrideMASTER database using historical data from the horse's previous starts.

**Disclaimer.**
















Tasracing Pty Ltd and Thoroughbred Ratings Pty Ltd accepts no responsibility for the completeness or accuracy of any of the information contained herein, and makes no representations about its suitability for any particular purpose. Users should make their own judgements about those matters and/or seek independent advice. You assume all risks associated with use of the data provided on this page.

# Speed Map

July 28, 2013, Race 2, 2UP MDN-SW, Distance 1150m, Undefined

Compilation date: July 26, 2013, 8:10:25 AM (EST)

StrideMaster predicted tempo is: Even.

Barrier	TAB no.	Horse	Starts	Back	Midfield	Forward
1	14	Stormswift	4			
2	9	Maccas Princess	2			
3	15	Kosta Innocence	3			
4	7	Da Nyet	5			
5	12	Royal Bluff	2			
6	16	Gee Gees Dutchess	4			
7	17	Mum And I	0			
8	3	Crazy Coen	2			
9	2	Briefly Yours	1			
10	1	Black Legacy	1			
11	5	Grey Hype	5			
12	4	General Gee Gee	5			
13	8	Gold Adonna	3			
14	6	King of Devonshire	0			
15	10	Mercana Magic	5			
16	11	Poponova	4			
17	13	Shirizzle	5			

StrideMASTER Speed Maps are generated using each horse's settled positions from their previous starts. The settled position is usually taken at the second 200m sectional crossing point in the race. This report is automatically generated from the StrideMASTER database using historical data from the horse's previous starts.

**Disclaimer.**












Tasracing Pty Ltd and Thoroughbred Ratings Pty Ltd accepts no responsibility for the completeness or accuracy of any of the information contained herein, and makes no representations about its suitability for any particular purpose. Users should make their own judgements about those matters and/or seek independent advice. You assume all risks associated with use of the data provided on this page.

# Speed Map

July 28, 2013, Race 3, MDN/CL1-SW, Distance 1650m, Undefined

Compilation date: July 26, 2013, 8:10:25 AM (EST)

StrideMaster predicted tempo is: Even.

Barrier	TAB no.	Horse	Starts	Back	Midfield	Forward
1	11	Vila	0			
2	7	Keep Racing	4			
3	2	Ciao Marco	4			
4	9	Ourmatealvin	2			
5	12	Rumah Quest	5			
6	5	Das Good	5			
7	8	Our Clangalang	5			
8	3	Overproof	5			
9	6	Gee Gee Miss Bee	5			
10	10	Tayovaya	5			
11	4	Achaea	4			
12	1	Another Hope	5			

StrideMASTER Speed Maps are generated using each horse's settled positions from their previous starts. The settled position is usually taken at the second 200m sectional crossing point in the race. This report is automatically generated from the StrideMASTER database using historical data from the horse's previous starts.

**Disclaimer.**











Tasracing Pty Ltd and Thoroughbred Ratings Pty Ltd accepts no responsibility for the completeness or accuracy of any of the information contained herein, and makes no representations about its suitability for any particular purpose. Users should make their own judgements about those matters and/or seek independent advice. You assume all risks associated with use of the data provided on this page.

# Speed Map

July 28, 2013, Race 4, MDN/CL1-SW, Distance 1650m, Undefined

Compilation date: July 26, 2013, 8:10:25 AM (EST)

StrideMaster predicted tempo is: Even.

Barrier	TAB no.	Horse	Starts	Back	Midfield	Forward
1	7	Kentucky King	4			
2	3	Zabibo	5			
3	2	Masterofthemanor	5			
4	8	Military Boy	5			
5	6	Gee Gees Opera	5			
6	4	Added Bonus	5			
7	5	Auburn	0			
8	9	Shake Her Up	5			
9	11	Windedo	5			
10	1	Len's Luck	3			
11	10	Usain Dancer	5			

StrideMASTER Speed Maps are generated using each horse's settled positions from their previous starts. The settled position is usually taken at the second 200m sectional crossing point in the race. This report is automatically generated from the StrideMASTER database using historical data from the horse's previous starts.

**Disclaimer.**









Tasracing Pty Ltd and Thoroughbred Ratings Pty Ltd accepts no responsibility for the completeness or accuracy of any of the information contained herein, and makes no representations about its suitability for any particular purpose. Users should make their own judgements about those matters and/or seek independent advice. You assume all risks associated with use of the data provided on this page.

# Speed Map

July 28, 2013, Race 5, BM68, Distance 1000m, Undefined

Compilation date: July 26, 2013, 8:10:26 AM (EST)

StrideMaster predicted tempo is: Fast.

Barrier	TAB no.	Horse	Starts	Back	Midfield	Forward
1	4	Jypsiere	5			
2	2	Innocent Gamble	5			
3	7	Bundaleda	5			
4	8	Zeybek	4			
5	3	Aslanyon	5			
6	6	Molvivre	4			
7	5	Key of the Nile	5			
8	1	King Kalakaua	5			

StrideMASTER Speed Maps are generated using each horse's settled positions from their previous starts. The settled position is usually taken at the second 200m sectional crossing point in the race. This report is automatically generated from the StrideMASTER database using historical data from the horse's previous starts.

**Disclaimer.**



















Tasracing Pty Ltd and Thoroughbred Ratings Pty Ltd accepts no responsibility for the completeness or accuracy of any of the information contained herein, and makes no representations about its suitability for any particular purpose. Users should make their own judgements about those matters and/or seek independent advice. You assume all risks associated with use of the data provided on this page.

# Speed Map

July 28, 2013, Race 6, BM62, Distance 1150m, Undefined

Compilation date: July 26, 2013, 8:10:26 AM (EST)

StrideMaster predicted tempo is: Even.

Barrier	TAB no.	Horse	Starts	Back	Midfield	Forward
1	4	The Chancer	5			
2	18	Cool Royal	4			
3	7	Devon Lass	5			
4	19	Geegees Hawkeye	3			
5	11	Light the Candles	4			
6	6	Blacko	4			
7	1	Gotta Have Faith	5			
8	2	Apache Son	5			
9	14	Destiny's Girl	5			
10	17	Cricketer	5			
11	5	Westella Magic	5			
12	15	Searlait	0			
13	9	Super Broadband	5			
14	8	Esca	5			
15	12	Testa Gee Gee	5			
16	16	Kirkson	5			
17	3	From the Bronx	5			
18	10	Darchill	3			
19	13	My Angels	5			

StrideMASTER Speed Maps are generated using each horse's settled positions from their previous starts. The settled position is usually taken at the second 200m sectional crossing point in the race. This report is automatically generated from the StrideMASTER database using historical data from the horse's previous starts.

**Disclaimer.**












Tasracing Pty Ltd and Thoroughbred Ratings Pty Ltd accepts no responsibility for the completeness or accuracy of any of the information contained herein, and makes no representations about its suitability for any particular purpose. Users should make their own judgements about those matters and/or seek independent advice. You assume all risks associated with use of the data provided on this page.

# Speed Map

July 28, 2013, Race 7, CL1, Distance 1350m, Undefined

Compilation date: July 26, 2013, 8:10:26 AM (EST)

StrideMaster predicted tempo is: Even.

Barrier	TAB no.	Horse	Starts	Back	Midfield	Forward
1	6	Sariana's Quest	5			
2	8	Thorn Man	0			
3	5	Regio	4			
4	1	Always in Charge	2			
5	4	Laduka	5			
6	7	Onthecountofthree	4			
7	3	Ginga Boy	4			
8	12	Loft	4			
9	11	Red Nova	5			
10	2	No Go Zone	4			
11	9	Maggie's Pal	5			
12	10	Cerise Sauvage	5			

StrideMASTER Speed Maps are generated using each horse's settled positions from their previous starts. The settled position is usually taken at the second 200m sectional crossing point in the race. This report is automatically generated from the StrideMASTER database using historical data from the horse's previous starts.

**Disclaimer.**

Tasracing Pty Ltd and Thoroughbred Ratings Pty Ltd accepts no responsibility for the completeness or accuracy of any of the information contained herein, and makes no representations about its suitability for any particular purpose. Users should make their own judgements about those matters and/or seek independent advice. You assume all risks associated with use of the data provided on this page.










# Speed Map

July 28, 2013, Race 8, OPN HCP, Distance 1150m, Undefined

Compilation date: July 26, 2013, 8:10:26 AM (EST)

StrideMaster predicted tempo is: Even.

Barrier	TAB no.	Horse	Starts	Back	Midfield	Forward
1	7	Western Hero	4			
2	4	Sandeep	5			
3	6	Buzzing Along	5			
4	1	Black 'n' Tough	5			
5	5	Strike the Tiger	4			
6	3	Gea Force	4			
7	2	Los Skybo	3			

StrideMASTER Speed Maps are generated using each horse's settled positions from their previous starts. The settled position is usually taken at the second 200m sectional crossing point in the race. This report is automatically generated from the StrideMASTER database using historical data from the horse's previous starts.

**Disclaimer.**













Tasracing Pty Ltd and Thoroughbred Ratings Pty Ltd accepts no responsibility for the completeness or accuracy of any of the information contained herein, and makes no representations about its suitability for any particular purpose. Users should make their own judgements about those matters and/or seek independent advice. You assume all risks associated with use of the data provided on this page.

# Speed Map

July 28, 2013, Race 9, BM78, Distance 1650m, Undefined

Compilation date: July 26, 2013, 8:10:26 AM (EST)

StrideMaster predicted tempo is: Slow.

Barrier	TAB no.	Horse	Starts	Back	Midfield	Forward
1	6	Fair Colony	5			
2	1	Makes Cents	5			
3	12	Royal Destination	5			
4	4	Difrent	4			
5	7	Reach the Moon	5			
6	2	Uboa	4			
7	10	Burlington	5			
8	11	Mary's Cinder	5			
9	9	Shardoo	4			
10	5	Gee Gee's Boss	5			
11	3	Neil's Gold	5			
12	8	Allegro Dehere	5			

StrideMASTER Speed Maps are generated using each horse's settled positions from their previous starts. The settled position is usually taken at the second 200m sectional crossing point in the race. This report is automatically generated from the StrideMASTER database using historical data from the horse's previous starts.

#### Disclaimer.

Tasracing Pty Ltd and Thoroughbred Ratings Pty Ltd accepts no responsibility for the completeness or accuracy of any of the information contained herein, and makes no representations about its suitability for any particular purpose. Users should make their own judgements about those matters and/or seek independent advice. You assume all risks associated with use of the data provided on this page.