



Speed Map

Tasmanian Turf Club, Launceston, August 04, 2013

Form Guide

Compilation date: July 31, 2013, 1:57:03 PM (EST)

Copyright © 2013 Tasracing Pty Ltd. All rights reserved.

Trademarks.

StrideMASTER is a registered trademark of Thoroughbred Ratings Pty Ltd.

Disclaimer.





Tasracing Pty Ltd and Thoroughbred Ratings Pty Ltd accepts no responsibility for the completeness or accuracy of any of the information contained herein, and makes no representations about its suitability for any particular purpose. Users should make their own judgements about those matters and/or seek independent advice. You assume all risks associated with use of the data provided on this page.

Speed Map

August 04, 2013, Race 1, 3Y MDN-SW, Distance 1100m, Mowbray - Offset 3m

Compilation date: July 31, 2013, 1:57:03 PM (EST)

StrideMaster predicted tempo is: Fast.

Barrier	TAB no.	Horse	Starts	Back	Midfield	Forward
1	5	Positive Strategy	0			
2	3	Dhanraj	0			
3	7	Beryl Bee	0			
4	8	Dubawi Diamond	1			
5	2	Crambazzled	1			
6	6	Alive	1			
7	1	All Cheer	2			
8	4	Mr Toucan	0			

StrideMASTER Speed Maps are generated using each horse's settled positions from their previous starts. The settled position is usually taken at the second 200m sectional crossing point in the race. This report is automatically generated from the StrideMASTER database using historical data from the horse's previous starts.

Disclaimer.








Tasracing Pty Ltd and Thoroughbred Ratings Pty Ltd accepts no responsibility for the completeness or accuracy of any of the information contained herein, and makes no representations about its suitability for any particular purpose. Users should make their own judgements about those matters and/or seek independent advice. You assume all risks associated with use of the data provided on this page.

Speed Map

August 04, 2013, Race 2, MDN-SW, Distance 1200m, Mowbray - Offset 3m

Compilation date: July 31, 2013, 1:57:04 PM (EST)

StrideMaster predicted tempo is: Even.

Barrier	TAB no.	Horse	Starts	Back	Midfield	Forward
1	6	Royal Galaxy	0			
2	4	Meehan	5			
3	12	Umlimo	1			
4	2	Artie Luvstoparty	4			
5	5	Mum And I	0			
6	1	Am I There Yet	0			
7	9	Elli Au Go Go	5			
8	3	Costabitmore	3			
9	10	Novaell	4			
10	7	The Stockman	2			
11	8	Dark Wind	0			
12	11	Saturn Shimmy	0			

StrideMASTER Speed Maps are generated using each horse's settled positions from their previous starts. The settled position is usually taken at the second 200m sectional crossing point in the race. This report is automatically generated from the StrideMASTER database using historical data from the horse's previous starts.

Disclaimer.















Tasracing Pty Ltd and Thoroughbred Ratings Pty Ltd accepts no responsibility for the completeness or accuracy of any of the information contained herein, and makes no representations about its suitability for any particular purpose. Users should make their own judgements about those matters and/or seek independent advice. You assume all risks associated with use of the data provided on this page.

Speed Map

August 04, 2013, Race 3, MDN-SW, Distance 1400m, Mowbray - Offset 3m

Compilation date: July 31, 2013, 1:57:04 PM (EST)

StrideMaster predicted tempo is: Even.

Barrier	TAB no.	Horse	Starts	Back	Midfield	Forward
1	8	Gold Adonna	4			
2	4	Stallari	2			
3	6	Clonbullogue	4			
4	2	Dymalira	3			
5	10	Royal Classic	5			
6	9	Mercana Magic	5			
7	3	Inxeeblack	5			
8	5	Syndactyly	5			
9	7	Gee Gees Dutchess	4			
10	14	Special Fusion	4			
11	1	Diocese	3			
12	12	Stormswift	5			
13	13	Neil's On Target	4			
14	11	Sonetto	1			

StrideMASTER Speed Maps are generated using each horse's settled positions from their previous starts. The settled position is usually taken at the second 200m sectional crossing point in the race. This report is automatically generated from the StrideMASTER database using historical data from the horse's previous starts.

Disclaimer.














Tasracing Pty Ltd and Thoroughbred Ratings Pty Ltd accepts no responsibility for the completeness or accuracy of any of the information contained herein, and makes no representations about its suitability for any particular purpose. Users should make their own judgements about those matters and/or seek independent advice. You assume all risks associated with use of the data provided on this page.

Speed Map

August 04, 2013, Race 4, CL1, Distance 1200m, Mowbray - Offset 3m

Compilation date: July 31, 2013, 1:57:04 PM (EST)

StrideMaster predicted tempo is: Slow.

Barrier	TAB no.	Horse	Starts	Back	Midfield	Forward
1	9	O'reillys Geegee	2			
2	12	Geegees Hawkeye	3			
3	2	Testa Gee Gee	5			
4	1	Simon Said Lets Go	4			
5	10	Flanker	5			
6	8	Charmarama	0			
7	13	Lost Island	5			
8	5	Symbol of Freedom	1			
9	3	Cuprona Road	3			
10	11	Let's Go Ernie	4			
11	14	Red Nova	5			
12	6	Laurenstar	3			
13	4	Keukenhof	4			
14	7	Maleesh	1			

StrideMASTER Speed Maps are generated using each horse's settled positions from their previous starts. The settled position is usually taken at the second 200m sectional crossing point in the race. This report is automatically generated from the StrideMASTER database using historical data from the horse's previous starts.

Disclaimer.















Tasracing Pty Ltd and Thoroughbred Ratings Pty Ltd accepts no responsibility for the completeness or accuracy of any of the information contained herein, and makes no representations about its suitability for any particular purpose. Users should make their own judgements about those matters and/or seek independent advice. You assume all risks associated with use of the data provided on this page.

Speed Map

August 04, 2013, Race 5, BM62, Distance 2100m, Mowbray - Offset 3m

Compilation date: July 31, 2013, 1:57:04 PM (EST)

StrideMaster predicted tempo is: Slow.

Barrier	TAB no.	Horse	Starts	Back	Midfield	Forward
1	5	Burlington	5			
2	14	Keep Racing	5			
3	4	Stacy Ann	5			
4	8	Gee Gees Opera	5			
5	3	Packedtotherafters	5			
6	7	Gee Gees Beauty	5			
7	6	Future Dividend	5			
8	10	Stockbroker	5			
9	2	Testa Jesta	5			
10	1	Si Vite	5			
11	9	Landstar	4			
12	11	She's Ayce	1			
13	12	Shake Her Up	5			
14	13	Mary's Cinder	5			

StrideMASTER Speed Maps are generated using each horse's settled positions from their previous starts. The settled position is usually taken at the second 200m sectional crossing point in the race. This report is automatically generated from the StrideMASTER database using historical data from the horse's previous starts.

Disclaimer.















Tasracing Pty Ltd and Thoroughbred Ratings Pty Ltd accepts no responsibility for the completeness or accuracy of any of the information contained herein, and makes no representations about its suitability for any particular purpose. Users should make their own judgements about those matters and/or seek independent advice. You assume all risks associated with use of the data provided on this page.

Speed Map

August 04, 2013, Race 6, CL2, Distance 1400m, Mowbray - Offset 3m

Compilation date: July 31, 2013, 1:57:04 PM (EST)

StrideMaster predicted tempo is: Even.

Barrier	TAB no.	Horse	Starts	Back	Midfield	Forward
1	9	Date And Sign	5			
2	1	Settler's Joy	4			
3	6	Pinks a Legend	5			
4	13	Larmar Hall	3			
5	3	Country Song	5			
6	14	Shinto	5			
7	7	Sun Disk	5			
8	10	Ski Dubai	5			
9	8	Not Guilty	5			
10	4	Ben Annalou	5			
11	12	Red Willow	5			
12	2	Willow the Wisp	5			
13	11	Just Grand	5			
14	5	Deux Foix	5			

StrideMASTER Speed Maps are generated using each horse's settled positions from their previous starts. The settled position is usually taken at the second 200m sectional crossing point in the race. This report is automatically generated from the StrideMASTER database using historical data from the horse's previous starts.

Disclaimer.














Tasracing Pty Ltd and Thoroughbred Ratings Pty Ltd accepts no responsibility for the completeness or accuracy of any of the information contained herein, and makes no representations about its suitability for any particular purpose. Users should make their own judgements about those matters and/or seek independent advice. You assume all risks associated with use of the data provided on this page.

Speed Map

August 04, 2013, Race 7, BM68, Distance 1200m, Mowbray - Offset 3m

Compilation date: July 31, 2013, 1:57:04 PM (EST)

StrideMaster predicted tempo is: Fast.

Barrier	TAB no.	Horse	Starts	Back	Midfield	Forward
1	14	Yasir	5			
2	7	Light Saver	4			
3	9	Encosta de Legend	5			
4	8	Rich Bonus	4			
5	12	Gee Gees Cashcard	3			
6	13	Constant Rhythm	0			
7	6	Smartie Artie	5			
8	11	Status Seeker	5			
9	3	Flash Al Moon	5			
10	1	Palzago	5			
11	4	Just a Beach	5			
12	5	Bianforgetful	5			
13	2	Tough At Heart	5			
14	10	Drummond	3			

StrideMASTER Speed Maps are generated using each horse's settled positions from their previous starts. The settled position is usually taken at the second 200m sectional crossing point in the race. This report is automatically generated from the StrideMASTER database using historical data from the horse's previous starts.

Disclaimer.








Tasracing Pty Ltd and Thoroughbred Ratings Pty Ltd accepts no responsibility for the completeness or accuracy of any of the information contained herein, and makes no representations about its suitability for any particular purpose. Users should make their own judgements about those matters and/or seek independent advice. You assume all risks associated with use of the data provided on this page.

Speed Map

August 04, 2013, Race 8, OPN HCP, Distance 1400m, Mowbray - Offset 3m

Compilation date: July 31, 2013, 1:57:05 PM (EST)

StrideMaster predicted tempo is: Even.

Barrier	TAB no.	Horse	Starts	Back	Midfield	Forward
1	7	Western Hero	5			
2	5	Another Concerto	4			
3	3	Ladali	5			
4	4	Secuma	4			
5	6	Spy Wears Prado	3			
6	1	Pengalas Gee Gee	5			
7	2	Jay Bee's Gee Gee	4			

StrideMASTER Speed Maps are generated using each horse's settled positions from their previous starts. The settled position is usually taken at the second 200m sectional crossing point in the race. This report is automatically generated from the StrideMASTER database using historical data from the horse's previous starts.

Disclaimer.

Tasracing Pty Ltd and Thoroughbred Ratings Pty Ltd accepts no responsibility for the completeness or accuracy of any of the information contained herein, and makes no representations about its suitability for any particular purpose. Users should make their own judgements about those matters and/or seek independent advice. You assume all risks associated with use of the data provided on this page.