



Speed Map

Tasmanian Racing Club, Hobart, August 11, 2013

Form Guide

Compilation date: August 7, 2013, 2:23:12 PM (EST)

Copyright © 2013 Tasracing Pty Ltd. All rights reserved.

Trademarks.

StrideMASTER is a registered trademark of Thoroughbred Ratings Pty Ltd.

Disclaimer.











Tasracing Pty Ltd and Thoroughbred Ratings Pty Ltd accepts no responsibility for the completeness or accuracy of any of the information contained herein, and makes no representations about its suitability for any particular purpose. Users should make their own judgements about those matters and/or seek independent advice. You assume all risks associated with use of the data provided on this page.

Speed Map

August 11, 2013, Race 1, MDN-SW, Distance 1100m, Elwick Course Proper - Offset 3m

Compilation date: August 7, 2013, 2:23:13 PM (EST)

StrideMaster predicted tempo is: Even.

Barrier	TAB no.	Horse	Starts	Back	Midfield	Forward
1	6	Lethal Rock	0			
2	9	Blue Tier	1			
3	4	Meehan	5			
4	7	On Herway	2			
5	12	Dubawi Diamond	2			
6	2	General Gee Gee	5			
7	5	Elli Au Go Go	5			
8	1	Crabby Ness	3			
9	8	Ski Lago	0			
10	3	Holiday Isle	1			
11	11	Geegees Firstword	2			
12	10	By Far	1			

StrideMASTER Speed Maps are generated using each horse's settled positions from their previous starts. The settled position is usually taken at the second 200m sectional crossing point in the race. This report is automatically generated from the StrideMASTER database using historical data from the horse's previous starts.

Disclaimer.










Tasracing Pty Ltd and Thoroughbred Ratings Pty Ltd accepts no responsibility for the completeness or accuracy of any of the information contained herein, and makes no representations about its suitability for any particular purpose. Users should make their own judgements about those matters and/or seek independent advice. You assume all risks associated with use of the data provided on this page.

Speed Map

August 11, 2013, Race 2, MDN-SW, Distance 1400m, Elwick Course Proper - Offset 3m

Compilation date: August 7, 2013, 2:23:13 PM (EST)

StrideMaster predicted tempo is: Even.

Barrier	TAB no.	Horse	Starts	Back	Midfield	Forward
1	7	Boxercise	4			
2	4	Player One	5			
3	5	Stallari	2			
4	1	Diocese	4			
5	8	Yackety Sax	5			
6	3	Mum And I	1			
7	9	Neil's On Target	5			
8	2	Game of Thrones	4			
9	6	Syndactyly	5			

StrideMASTER Speed Maps are generated using each horse's settled positions from their previous starts. The settled position is usually taken at the second 200m sectional crossing point in the race. This report is automatically generated from the StrideMASTER database using historical data from the horse's previous starts.

Disclaimer.








Tasracing Pty Ltd and Thoroughbred Ratings Pty Ltd accepts no responsibility for the completeness or accuracy of any of the information contained herein, and makes no representations about its suitability for any particular purpose. Users should make their own judgements about those matters and/or seek independent advice. You assume all risks associated with use of the data provided on this page.

Speed Map

August 11, 2013, Race 3, MDN/CL1-SW, Distance 1600m, Elwick Course Proper - Offset 3m

Compilation date: August 7, 2013, 2:23:13 PM (EST)

StrideMaster predicted tempo is: Even.

Barrier	TAB no.	Horse	Starts	Back	Midfield	Forward
1	4	Kwaboom	5			
2	8	Newstart	0			
3	6	Achaea	5			
4	2	Footbolt	4			
5	1	Another Hope	5			
6	3	Inxeeblack	5			
7	5	Onthecountofthree	5			
8	7	Cerise Sauvage	5			

StrideMASTER Speed Maps are generated using each horse's settled positions from their previous starts. The settled position is usually taken at the second 200m sectional crossing point in the race. This report is automatically generated from the StrideMASTER database using historical data from the horse's previous starts.

Disclaimer.









Tasracing Pty Ltd and Thoroughbred Ratings Pty Ltd accepts no responsibility for the completeness or accuracy of any of the information contained herein, and makes no representations about its suitability for any particular purpose. Users should make their own judgements about those matters and/or seek independent advice. You assume all risks associated with use of the data provided on this page.

Speed Map

August 11, 2013, Race 4, CL1, Distance 1400m, Elwick Course Proper - Offset 3m

Compilation date: August 7, 2013, 2:23:13 PM (EST)

StrideMaster predicted tempo is: Even.

Barrier	TAB no.	Horse	Starts	Back	Midfield	Forward
1	2	Sariana's Quest	5			
2	4	Laurenstar	4			
3	1	No Go Zone	5			
4	3	Sting'em	4			
5	7	Rain Storm	1			
6	5	Josies Gee Gee	5			
7	6	Lady Imelda	5			
8	8	Kapok	5			

StrideMASTER Speed Maps are generated using each horse's settled positions from their previous starts. The settled position is usually taken at the second 200m sectional crossing point in the race. This report is automatically generated from the StrideMASTER database using historical data from the horse's previous starts.

Disclaimer.








Tasracing Pty Ltd and Thoroughbred Ratings Pty Ltd accepts no responsibility for the completeness or accuracy of any of the information contained herein, and makes no representations about its suitability for any particular purpose. Users should make their own judgements about those matters and/or seek independent advice. You assume all risks associated with use of the data provided on this page.

Speed Map

August 11, 2013, Race 5, CL4, Distance 1200m, Elwick Course Proper - Offset 3m

Compilation date: August 7, 2013, 2:23:13 PM (EST)

StrideMaster predicted tempo is: Fast.

Barrier	TAB no.	Horse	Starts	Back	Midfield	Forward
1	4	Snippetee Bee	5			
2	6	Gee Gees Cashcard	4			
3	5	Esca	5			
4	7	Constant Rhythm	1			
5	1	Just a Beach	5			
6	2	Flash Al Moon	5			
7	3	Molvivre	4			

StrideMASTER Speed Maps are generated using each horse's settled positions from their previous starts. The settled position is usually taken at the second 200m sectional crossing point in the race. This report is automatically generated from the StrideMASTER database using historical data from the horse's previous starts.

Disclaimer.









Tasracing Pty Ltd and Thoroughbred Ratings Pty Ltd accepts no responsibility for the completeness or accuracy of any of the information contained herein, and makes no representations about its suitability for any particular purpose. Users should make their own judgements about those matters and/or seek independent advice. You assume all risks associated with use of the data provided on this page.

Speed Map

August 11, 2013, Race 6, CL2, Distance 1100m, Elwick Course Proper - Offset 3m

Compilation date: August 7, 2013, 2:23:13 PM (EST)

StrideMaster predicted tempo is: Even.

Barrier	TAB no.	Horse	Starts	Back	Midfield	Forward
1	3	Vivre La Claire	5			
2	5	O'reillys Geegee	3			
3	2	Savvy Princess	4			
4	1	Sh'bourne Spirit	5			
5	8	Yasir	5			
6	7	Refuse to Lose	4			
7	4	Geegees Joker	2			
8	6	Ski Dubai	5			

StrideMASTER Speed Maps are generated using each horse's settled positions from their previous starts. The settled position is usually taken at the second 200m sectional crossing point in the race. This report is automatically generated from the StrideMASTER database using historical data from the horse's previous starts.

Disclaimer.










Tasracing Pty Ltd and Thoroughbred Ratings Pty Ltd accepts no responsibility for the completeness or accuracy of any of the information contained herein, and makes no representations about its suitability for any particular purpose. Users should make their own judgements about those matters and/or seek independent advice. You assume all risks associated with use of the data provided on this page.

Speed Map

August 11, 2013, Race 7, BM78, Distance 1600m, Elwick Course Proper - Offset 3m

Compilation date: August 7, 2013, 2:23:13 PM (EST)

StrideMaster predicted tempo is: Even.

Barrier	TAB no.	Horse	Starts	Back	Midfield	Forward
1	8	Stacy Ann	5			
2	2	Gee Gee's La Quita	5			
3	9	Blacko	4			
4	7	Testa Jesta	5			
5	4	Veloce Cavallo	5			
6	3	Secuma	5			
7	5	This Moment	5			
8	6	Derailleur	5			
9	1	Jay Bee's Gee Gee	4			

StrideMASTER Speed Maps are generated using each horse's settled positions from their previous starts. The settled position is usually taken at the second 200m sectional crossing point in the race. This report is automatically generated from the StrideMASTER database using historical data from the horse's previous starts.

Disclaimer.














Tasracing Pty Ltd and Thoroughbred Ratings Pty Ltd accepts no responsibility for the completeness or accuracy of any of the information contained herein, and makes no representations about its suitability for any particular purpose. Users should make their own judgements about those matters and/or seek independent advice. You assume all risks associated with use of the data provided on this page.

Speed Map

August 11, 2013, Race 8, BM68, Distance 1400m, Elwick Course Proper - Offset 3m

Compilation date: August 7, 2013, 2:23:13 PM (EST)

StrideMaster predicted tempo is: Even.

Barrier	TAB no.	Horse	Starts	Back	Midfield	Forward
1	8	Drummond	4			
2	2	Dangerous Geegee	4			
3	11	Status Seeker	5			
4	1	Aslanyon	5			
5	12	Red Willow	5			
6	3	Smartie Artie	5			
7	4	Deux Foix	5			
8	13	Larmar Hall	3			
9	6	Serpents View	5			
10	9	Skip to the Moon	5			
11	5	Carnegie Flyer	3			
12	10	Spotluck	5			
13	7	Certain Shine	5			

StrideMASTER Speed Maps are generated using each horse's settled positions from their previous starts. The settled position is usually taken at the second 200m sectional crossing point in the race. This report is automatically generated from the StrideMASTER database using historical data from the horse's previous starts.

Disclaimer.

Tasracing Pty Ltd and Thoroughbred Ratings Pty Ltd accepts no responsibility for the completeness or accuracy of any of the information contained herein, and makes no representations about its suitability for any particular purpose. Users should make their own judgements about those matters and/or seek independent advice. You assume all risks associated with use of the data provided on this page.