



Speed Map

Tasmanian Racing Club, Hobart, August 25, 2013

Form Guide

Compilation date: August 21, 2013, 11:59:43 AM (EST)

Copyright © 2013 Tasracing Pty Ltd. All rights reserved.

Trademarks.

StrideMASTER is a registered trademark of Thoroughbred Ratings Pty Ltd.

Disclaimer.










Tasracing Pty Ltd and Thoroughbred Ratings Pty Ltd accepts no responsibility for the completeness or accuracy of any of the information contained herein, and makes no representations about its suitability for any particular purpose. Users should make their own judgements about those matters and/or seek independent advice. You assume all risks associated with use of the data provided on this page.

Speed Map

August 25, 2013, Race 1, MDN-SW, Distance 1200m, Elwick Course Proper - Offset 6m

Compilation date: August 21, 2013, 11:59:44 AM (EST)

StrideMaster predicted tempo is: Slow.

Barrier	TAB no.	Horse	Starts	Back	Midfield	Forward
1	10	Carnelian Crystal	1			
2	9	Geegees Firstword	3			
3	8	Lethal Rock	1			
4	5	Angelina's Joy	0			
5	2	Grey Hype	5			
6	6	Elli Au Go Go	5			
7	4	Royal Galaxy	1			
8	1	Blinkety Blink	1			
9	3	Holiday Isle	2			
10	7	Jettadan	0			
11	11	Raspberry Flavour	2			

StrideMASTER Speed Maps are generated using each horse's settled positions from their previous starts. The settled position is usually taken at the second 200m sectional crossing point in the race. This report is automatically generated from the StrideMASTER database using historical data from the horse's previous starts.

Disclaimer.












Tasracing Pty Ltd and Thoroughbred Ratings Pty Ltd accepts no responsibility for the completeness or accuracy of any of the information contained herein, and makes no representations about its suitability for any particular purpose. Users should make their own judgements about those matters and/or seek independent advice. You assume all risks associated with use of the data provided on this page.

Speed Map

August 25, 2013, Race 2, MDN-SW, Distance 1400m, Elwick Course Proper - Offset 6m

Compilation date: August 21, 2013, 11:59:44 AM (EST)

StrideMaster predicted tempo is: Even.

Barrier	TAB no.	Horse	Starts	Back	Midfield	Forward
1	4	Illusion of Magic	5			
2	7	Neconni Girl	5			
3	1	Am I There Yet	1			
4	8	Royal Classic	5			
5	6	Syndactyly	5			
6	5	Player One	5			
7	9	Ski Lago	1			
8	3	Game of Thrones	5			
9	11	Neil's On Target	5			
10	2	Costabitmore	5			
11	10	Umlimo	2			

StrideMASTER Speed Maps are generated using each horse's settled positions from their previous starts. The settled position is usually taken at the second 200m sectional crossing point in the race. This report is automatically generated from the StrideMASTER database using historical data from the horse's previous starts.

Disclaimer.










Tasracing Pty Ltd and Thoroughbred Ratings Pty Ltd accepts no responsibility for the completeness or accuracy of any of the information contained herein, and makes no representations about its suitability for any particular purpose. Users should make their own judgements about those matters and/or seek independent advice. You assume all risks associated with use of the data provided on this page.

Speed Map

August 25, 2013, Race 3, CL1, Distance 1000m, Elwick Course Proper - Offset 6m

Compilation date: August 21, 2013, 11:59:44 AM (EST)

StrideMaster predicted tempo is: Even.

Barrier	TAB no.	Horse	Starts	Back	Midfield	Forward
1	4	Geegees Joker	3			
2	9	Tuesdaynitedelight	5			
3	3	Flanker	5			
4	7	Josies Gee Gee	5			
5	2	Daunting Dancer	5			
6	6	Refuse to Lose	5			
7	1	The Golden Reef	5			
8	5	Bring Me Sunshine	5			
9	8	One More Red	4			

StrideMASTER Speed Maps are generated using each horse's settled positions from their previous starts. The settled position is usually taken at the second 200m sectional crossing point in the race. This report is automatically generated from the StrideMASTER database using historical data from the horse's previous starts.

Disclaimer.














Tasracing Pty Ltd and Thoroughbred Ratings Pty Ltd accepts no responsibility for the completeness or accuracy of any of the information contained herein, and makes no representations about its suitability for any particular purpose. Users should make their own judgements about those matters and/or seek independent advice. You assume all risks associated with use of the data provided on this page.

Speed Map

August 25, 2013, Race 4, BM62, Distance 1200m, Elwick Course Proper - Offset 6m

Compilation date: August 21, 2013, 11:59:44 AM (EST)

StrideMaster predicted tempo is: Even.

Barrier	TAB no.	Horse	Starts	Back	Midfield	Forward
1	7	Esca	5			
2	2	Westella Magic	5			
3	9	Date And Sign	5			
4	10	Constant Rhythm	2			
5	5	Rich Bonus	4			
6	3	Carnegie Flyer	4			
7	12	Geegees Hawkeye	4			
8	1	Juan	5			
9	13	Gee Gees Cashcard	4			
10	11	Charming Sophie	0			
11	14	Yasir	5			
12	8	Ski Dubai	5			
13	6	Artie Luvstoparty	4			
14	4	Encosta de Legend	5			

StrideMASTER Speed Maps are generated using each horse's settled positions from their previous starts. The settled position is usually taken at the second 200m sectional crossing point in the race. This report is automatically generated from the StrideMASTER database using historical data from the horse's previous starts.

Disclaimer.













Tasracing Pty Ltd and Thoroughbred Ratings Pty Ltd accepts no responsibility for the completeness or accuracy of any of the information contained herein, and makes no representations about its suitability for any particular purpose. Users should make their own judgements about those matters and/or seek independent advice. You assume all risks associated with use of the data provided on this page.

Speed Map

August 25, 2013, Race 5, CL2, Distance 1400m, Elwick Course Proper - Offset 6m

Compilation date: August 21, 2013, 11:59:45 AM (EST)

StrideMaster predicted tempo is: Even.

Barrier	TAB no.	Horse	Starts	Back	Midfield	Forward
1	8	Vila	1			
2	12	Larmar Hall	4			
3	7	O'reillys Geegee	4			
4	6	Master Joseph	5			
5	9	Red Willow	5			
6	5	Just Grand	5			
7	1	No Go Zone	5			
8	3	Ben Annalou	5			
9	4	Savvy Princess	4			
10	10	Sunset Sioux	5			
11	2	Sun Disk	5			
12	11	Kapok	5			

StrideMASTER Speed Maps are generated using each horse's settled positions from their previous starts. The settled position is usually taken at the second 200m sectional crossing point in the race. This report is automatically generated from the StrideMASTER database using historical data from the horse's previous starts.

Disclaimer.
















Tasracing Pty Ltd and Thoroughbred Ratings Pty Ltd accepts no responsibility for the completeness or accuracy of any of the information contained herein, and makes no representations about its suitability for any particular purpose. Users should make their own judgements about those matters and/or seek independent advice. You assume all risks associated with use of the data provided on this page.

Speed Map

August 25, 2013, Race 6, BM68, Distance 1600m, Elwick Course Proper - Offset 6m

Compilation date: August 21, 2013, 11:59:45 AM (EST)

StrideMaster predicted tempo is: Slow.

Barrier	TAB no.	Horse	Starts	Back	Midfield	Forward
1	10	Serpents View	5			
2	1	Neil's Gold	5			
3	4	Drummond	4			
4	11	Skip to the Moon	5			
5	6	Deux Foix	5			
6	7	Ramaru	4			
7	8	Colonial Gold	4			
8	9	Light Saver	4			
9	5	Alarmist	5			
10	14	Status Seeker	5			
11	2	Fair Colony	5			
12	12	Spotluck	5			
13	13	Gee Gees Opera	5			
14	3	Testa Jesta	5			
15	15	Kwaboom	5			

StrideMASTER Speed Maps are generated using each horse's settled positions from their previous starts. The settled position is usually taken at the second 200m sectional crossing point in the race. This report is automatically generated from the StrideMASTER database using historical data from the horse's previous starts.

Disclaimer.









Tasracing Pty Ltd and Thoroughbred Ratings Pty Ltd accepts no responsibility for the completeness or accuracy of any of the information contained herein, and makes no representations about its suitability for any particular purpose. Users should make their own judgements about those matters and/or seek independent advice. You assume all risks associated with use of the data provided on this page.

Speed Map

August 25, 2013, Race 7, OPN HCP, Distance 1200m, Elwick Course Proper - Offset 6m

Compilation date: August 21, 2013, 11:59:45 AM (EST)

StrideMaster predicted tempo is: Fast.

Barrier	TAB no.	Horse	Starts	Back	Midfield	Forward
1	3	King Kalakaua	5			
2	2	Gea Force	5			
3	8	Molvivre	5			
4	6	Dangerous Geegee	5			
5	5	Los Skybo	3			
6	7	Palzago	5			
7	1	Jay Bee's Gee Gee	5			
8	4	Spy Wears Prado	4			

StrideMASTER Speed Maps are generated using each horse's settled positions from their previous starts. The settled position is usually taken at the second 200m sectional crossing point in the race. This report is automatically generated from the StrideMASTER database using historical data from the horse's previous starts.

Disclaimer.











Tasracing Pty Ltd and Thoroughbred Ratings Pty Ltd accepts no responsibility for the completeness or accuracy of any of the information contained herein, and makes no representations about its suitability for any particular purpose. Users should make their own judgements about those matters and/or seek independent advice. You assume all risks associated with use of the data provided on this page.

Speed Map

August 25, 2013, Race 8, BM78, Distance 2100m, Elwick Course Proper - Offset 6m

Compilation date: August 21, 2013, 11:59:45 AM (EST)

StrideMaster predicted tempo is: Even.

Barrier	TAB no.	Horse	Starts	Back	Midfield	Forward
1	9	Stockbroker	5			
2	6	Landstar	4			
3	7	Stacy Ann	5			
4	2	Uboa	5			
5	1	Gee Gee's La Quita	5			
6	10	Shinto	5			
7	3	Gee Gee's Boss	5			
8	8	Mary's Cinder	5			
9	5	Can Get Thirsty	4			
10	4	Allegro Dehere	5			

StrideMASTER Speed Maps are generated using each horse's settled positions from their previous starts. The settled position is usually taken at the second 200m sectional crossing point in the race. This report is automatically generated from the StrideMASTER database using historical data from the horse's previous starts.

Disclaimer.

Tasracing Pty Ltd and Thoroughbred Ratings Pty Ltd accepts no responsibility for the completeness or accuracy of any of the information contained herein, and makes no representations about its suitability for any particular purpose. Users should make their own judgements about those matters and/or seek independent advice. You assume all risks associated with use of the data provided on this page.