



Speed Map

Tasmanian Racing Club, Hobart, September 22, 2013

Form Guide

Compilation date: September 18, 2013, 2:11:34 PM (EST)

Copyright © 2013 Tasracing Pty Ltd. All rights reserved.

Trademarks.

StrideMASTER is a registered trademark of Thoroughbred Ratings Pty Ltd.

Disclaimer.











Tasracing Pty Ltd and Thoroughbred Ratings Pty Ltd accepts no responsibility for the completeness or accuracy of any of the information contained herein, and makes no representations about its suitability for any particular purpose. Users should make their own judgements about those matters and/or seek independent advice. You assume all risks associated with use of the data provided on this page.

Speed Map

September 22, 2013, Race 1, MDN-SW, Distance 1200m, Elwick Course Proper - Offset 7m

Compilation date: September 18, 2013, 2:11:35 PM (EST)

StrideMaster predicted tempo is: Even.

Barrier	TAB no.	Horse	Starts	Back	Midfield	Forward
1	10	Consuletta	0			
2	5	Miss It And a Bit	1			
3	4	Incumblonde	0			
4	2	Cosmic Dane	5			
5	9	Unparalleled	3			
6	3	Acacia Bloom	4			
7	13	Allymay Flyer	4			
8	11	Foolish Games	2			
9	6	Wishful Thinking	0			
10	15	Lady Spencer	1			
11	8	Positive Strategy	2			
12	1	Baku	0			
13	7	Ineptocracy	0			
14	12	Kentucky King	5			
15	14	Argentinian Storm	4			

StrideMASTER Speed Maps are generated using each horse's settled positions from their previous starts. The settled position is usually taken at the second 200m sectional crossing point in the race. This report is automatically generated from the StrideMASTER database using historical data from the horse's previous starts.

Disclaimer.














Tasracing Pty Ltd and Thoroughbred Ratings Pty Ltd accepts no responsibility for the completeness or accuracy of any of the information contained herein, and makes no representations about its suitability for any particular purpose. Users should make their own judgements about those matters and/or seek independent advice. You assume all risks associated with use of the data provided on this page.

Speed Map

September 22, 2013, Race 2, MDN-SW, Distance 1200m, Elwick Course Proper - Offset 7m

Compilation date: September 18, 2013, 2:11:35 PM (EST)

StrideMaster predicted tempo is: Even.

Barrier	TAB no.	Horse	Starts	Back	Midfield	Forward
1	3	Fracassare	1			
2	14	Argentinian Storm	4			
3	12	Kentucky King	5			
4	15	Lady Spencer	1			
5	6	Campari	2			
6	7	Mornington Lad	1			
7	4	Let It Be Known	0			
8	1	Herald Syn	4			
9	11	Psycho Sarah	1			
10	9	Carnelian Crystal	3			
11	8	Porto	1			
12	2	Van Diemens Fire	0			
13	10	Geegees Martini	4			
14	5	Quest for Broadway	4			
15	13	Allymay Flyer	4			

StrideMASTER Speed Maps are generated using each horse's settled positions from their previous starts. The settled position is usually taken at the second 200m sectional crossing point in the race. This report is automatically generated from the StrideMASTER database using historical data from the horse's previous starts.

Disclaimer.









Tasracing Pty Ltd and Thoroughbred Ratings Pty Ltd accepts no responsibility for the completeness or accuracy of any of the information contained herein, and makes no representations about its suitability for any particular purpose. Users should make their own judgements about those matters and/or seek independent advice. You assume all risks associated with use of the data provided on this page.

Speed Map

September 22, 2013, Race 3, CL1, Distance 1400m, Elwick Course Proper - Offset 7m

Compilation date: September 18, 2013, 2:11:35 PM (EST)

StrideMaster predicted tempo is: Even.

Barrier	TAB no.	Horse	Starts	Back	Midfield	Forward
1	1	Holiday Isle	4			
2	8	Glisson	5			
3	7	Flanker	5			
4	3	Testa Gee Gee	5			
5	6	Sting'em	4			
6	5	Symbol of Freedom	4			
7	4	Grey Hype	5			
8	2	Sweet Ginger Brown	3			

StrideMASTER Speed Maps are generated using each horse's settled positions from their previous starts. The settled position is usually taken at the second 200m sectional crossing point in the race. This report is automatically generated from the StrideMASTER database using historical data from the horse's previous starts.
















Disclaimer.

Tasracing Pty Ltd and Thoroughbred Ratings Pty Ltd accepts no responsibility for the completeness or accuracy of any of the information contained herein, and makes no representations about its suitability for any particular purpose. Users should make their own judgements about those matters and/or seek independent advice. You assume all risks associated with use of the data provided on this page.

Speed Map

September 22, 2013, Race 4, MDN-SW, Distance 1400m, Elwick Course Proper - Offset 7m
 Compilation date: September 18, 2013, 2:11:35 PM (EST)

StrideMaster predicted tempo is: Even.

Barrier	TAB no.	Horse	Starts	Back	Midfield	Forward
1	1	Credit Trader	2			
2	10	Sonetto	4			
3	6	Clamouring	3			
4	12	Chips	3			
5	11	Flashy's Girl	2			
6	8	Lethal Rock	3			
7	15	Mikayla's Boy	5			
8	5	Angelina's Joy	2			
9	7	Jettadan	2			
10	2	Mygreyhorse	4			
11	3	Stallari	3			
12	14	Danestone	5			
13	9	Royal Classic	4			
14	4	Syndactyly	5			
15	13	Eastern Moon	5			

StrideMASTER Speed Maps are generated using each horse's settled positions from their previous starts. The settled position is usually taken at the second 200m sectional crossing point in the race. This report is automatically generated from the StrideMASTER database using historical data from the horse's previous starts.

Disclaimer.










Tasracing Pty Ltd and Thoroughbred Ratings Pty Ltd accepts no responsibility for the completeness or accuracy of any of the information contained herein, and makes no representations about its suitability for any particular purpose. Users should make their own judgements about those matters and/or seek independent advice. You assume all risks associated with use of the data provided on this page.

Speed Map

September 22, 2013, Race 5, CL2, Distance 1100m, Elwick Course Proper - Offset 7m

Compilation date: September 18, 2013, 2:11:36 PM (EST)

StrideMaster predicted tempo is: Even.

Barrier	TAB no.	Horse	Starts	Back	Midfield	Forward
1	1	Pixelated	2			
2	8	Pittenweem	5			
3	4	My Angels	5			
4	9	Yasir	5			
5	2	Hot to Trot	4			
6	7	Refuse to Lose	5			
7	3	The Producer	2			
8	6	Date And Sign	5			
9	5	Savvy Princess	4			

StrideMASTER Speed Maps are generated using each horse's settled positions from their previous starts. The settled position is usually taken at the second 200m sectional crossing point in the race. This report is automatically generated from the StrideMASTER database using historical data from the horse's previous starts.

Disclaimer.













Tasracing Pty Ltd and Thoroughbred Ratings Pty Ltd accepts no responsibility for the completeness or accuracy of any of the information contained herein, and makes no representations about its suitability for any particular purpose. Users should make their own judgements about those matters and/or seek independent advice. You assume all risks associated with use of the data provided on this page.

Speed Map

September 22, 2013, Race 6, CL1, Distance 1100m, Elwick Course Proper - Offset 7m

Compilation date: September 18, 2013, 2:11:36 PM (EST)

StrideMaster predicted tempo is: Even.

Barrier	TAB no.	Horse	Starts	Back	Midfield	Forward
1	8	Speedy Sort	5			
2	7	Searlait	2			
3	6	Romp Around Jill	5			
4	3	Devil's Tears	3			
5	5	Geegees Red Rock	5			
6	11	Alainn	5			
7	4	Da Ponte	4			
8	12	Josies Gee Gee	5			
9	10	In the Frame	5			
10	9	Tuesdaynitedelight	5			
11	2	Grandarci	4			
12	1	Ourmaher	4			

StrideMASTER Speed Maps are generated using each horse's settled positions from their previous starts. The settled position is usually taken at the second 200m sectional crossing point in the race. This report is automatically generated from the StrideMASTER database using historical data from the horse's previous starts.

Disclaimer.









Tasracing Pty Ltd and Thoroughbred Ratings Pty Ltd accepts no responsibility for the completeness or accuracy of any of the information contained herein, and makes no representations about its suitability for any particular purpose. Users should make their own judgements about those matters and/or seek independent advice. You assume all risks associated with use of the data provided on this page.

Speed Map

September 22, 2013, Race 7, BM78, Distance 1200m, Elwick Course Proper - Offset 7m

Compilation date: September 18, 2013, 2:11:36 PM (EST)

StrideMaster predicted tempo is: Even.

Barrier	TAB no.	Horse	Starts	Back	Midfield	Forward
1	1	My Temptation	5			
2	7	Little River Girl	5			
3	4	Los Skybo	4			
4	2	Spy Wears Prado	4			
5	3	King Kalakaua	5			
6	8	Snippetee Bee	5			
7	5	Ollie's Gold	5			
8	6	Terra Amata	5			

StrideMASTER Speed Maps are generated using each horse's settled positions from their previous starts. The settled position is usually taken at the second 200m sectional crossing point in the race. This report is automatically generated from the StrideMASTER database using historical data from the horse's previous starts.

Disclaimer.
















Tasracing Pty Ltd and Thoroughbred Ratings Pty Ltd accepts no responsibility for the completeness or accuracy of any of the information contained herein, and makes no representations about its suitability for any particular purpose. Users should make their own judgements about those matters and/or seek independent advice. You assume all risks associated with use of the data provided on this page.

Speed Map

September 22, 2013, Race 8, BM62, Distance 1600m, Elwick Course Proper - Offset 7m

Compilation date: September 18, 2013, 2:11:36 PM (EST)

StrideMaster predicted tempo is: Even.

Barrier	TAB no.	Horse	Starts	Back	Midfield	Forward
1	14	Larmar Hall	4			
2	15	Player One	5			
3	2	Certain Shine	5			
4	11	By Far	3			
5	8	Vila	3			
6	5	Newstart	2			
7	1	No Go Zone	5			
8	9	Destiny's Girl	5			
9	10	Rain Storm	3			
10	12	Red Willow	5			
11	7	Status Seeker	5			
12	13	Master Joseph	5			
13	3	Cricketer	5			
14	4	Fairy Feet	5			
15	6	Royal Beluga	5			

StrideMASTER Speed Maps are generated using each horse's settled positions from their previous starts. The settled position is usually taken at the second 200m sectional crossing point in the race. This report is automatically generated from the StrideMASTER database using historical data from the horse's previous starts.

Disclaimer.











Tasracing Pty Ltd and Thoroughbred Ratings Pty Ltd accepts no responsibility for the completeness or accuracy of any of the information contained herein, and makes no representations about its suitability for any particular purpose. Users should make their own judgements about those matters and/or seek independent advice. You assume all risks associated with use of the data provided on this page.

Speed Map

September 22, 2013, Race 9, BM68, Distance 1400m, Elwick Course Proper - Offset 7m

Compilation date: September 18, 2013, 2:11:36 PM (EST)

StrideMaster predicted tempo is: Slow.

Barrier	TAB no.	Horse	Starts	Back	Midfield	Forward
1	7	Ski Dubai	5			
2	6	Fashion Label	5			
3	3	Esspressardo	5			
4	4	Blacko	5			
5	5	Reach the Moon	5			
6	1	Inner Warrior	5			
7	9	Charming Sophie	1			
8	10	Maywyn On Tuesday	5			
9	2	Drummond	4			
10	8	Esca	5			

StrideMASTER Speed Maps are generated using each horse's settled positions from their previous starts. The settled position is usually taken at the second 200m sectional crossing point in the race. This report is automatically generated from the StrideMASTER database using historical data from the horse's previous starts.

Disclaimer.















Tasracing Pty Ltd and Thoroughbred Ratings Pty Ltd accepts no responsibility for the completeness or accuracy of any of the information contained herein, and makes no representations about its suitability for any particular purpose. Users should make their own judgements about those matters and/or seek independent advice. You assume all risks associated with use of the data provided on this page.

Speed Map

September 22, 2013, Race 10, BM68, Distance 2100m, Elwick Course Proper - Offset 7m

Compilation date: September 18, 2013, 2:11:36 PM (EST)

StrideMaster predicted tempo is: Even.

Barrier	TAB no.	Horse	Starts	Back	Midfield	Forward
1	13	Shinto	5			
2	3	Visual Effects	5			
3	11	Kapok	4			
4	14	Keep Racing	5			
5	12	Mary's Cinder	5			
6	5	Light Saver	4			
7	7	Spotluck	5			
8	10	Serpents View	5			
9	1	Neil's Gold	5			
10	8	Future Dividend	5			
11	4	Landstar	4			
12	9	Stacy Ann	5			
13	2	Can Get Thirsty	4			
14	6	Skip to the Moon	5			

StrideMASTER Speed Maps are generated using each horse's settled positions from their previous starts. The settled position is usually taken at the second 200m sectional crossing point in the race. This report is automatically generated from the StrideMASTER database using historical data from the horse's previous starts.

Disclaimer.

Tasracing Pty Ltd and Thoroughbred Ratings Pty Ltd accepts no responsibility for the completeness or accuracy of any of the information contained herein, and makes no representations about its suitability for any particular purpose. Users should make their own judgements about those matters and/or seek independent advice. You assume all risks associated with use of the data provided on this page.