



## Speed Map

Devonport Racing Club, Devonport Synthetic, October 13, 2013

### Form Guide

Compilation date: October 9, 2013, 12:24:03 PM (EST)

Copyright © 2013 Tasracing Pty Ltd. All rights reserved.

### Trademarks.

StrideMASTER is a registered trademark of Thoroughbred Ratings Pty Ltd.

### Disclaimer.









Tasracing Pty Ltd and Thoroughbred Ratings Pty Ltd accepts no responsibility for the completeness or accuracy of any of the information contained herein, and makes no representations about its suitability for any particular purpose. Users should make their own judgements about those matters and/or seek independent advice. You assume all risks associated with use of the data provided on this page.

# Speed Map

October 13, 2013, Race 1, MDN-SW, Distance 1150m, Spreyton - Offset 0m

Compilation date: October 9, 2013, 12:24:04 PM (EST)

StrideMaster predicted tempo is: Even.

Barrier	TAB no.	Horse	Starts	Back	Midfield	Forward
1	8	Sheza Fatty Boomba	5			
2	7	La Bretta	4			
3	3	Make Us Richo	0			
4	1	Getaway Gold	2			
5	13	Geegee Pretty Jess	4			
6	4	Tazi Arazi	0			
7	9	Westana	2			
8	12	Moonless	0			
9	10	Glenferry Road	0			
10	11	Leigh John	0			
11	6	Cici Kiz	2			
12	5	As Wickedaz	1			
13	14	Huss Style	0			
14	2	King of Devonshire	2			

StrideMASTER Speed Maps are generated using each horse's settled positions from their previous starts. The settled position is usually taken at the second 200m sectional crossing point in the race. This report is automatically generated from the StrideMASTER database using historical data from the horse's previous starts.

#### Disclaimer.











Tasracing Pty Ltd and Thoroughbred Ratings Pty Ltd accepts no responsibility for the completeness or accuracy of any of the information contained herein, and makes no representations about its suitability for any particular purpose. Users should make their own judgements about those matters and/or seek independent advice. You assume all risks associated with use of the data provided on this page.

# Speed Map

October 13, 2013, Race 2, MDN-SW, Distance 1350m, Spreyton - Offset 0m

Compilation date: October 9, 2013, 12:24:05 PM (EST)

StrideMaster predicted tempo is: Even.

Barrier	TAB no.	Horse	Starts	Back	Midfield	Forward
1	9	Stormswift	5			
2	7	Sister Ignatius	3			
3	3	Judah	4			
4	1	Belferno	2			
5	4	Mulholland	4			
6	8	Sonetto	5			
7	5	Lady Vee	4			
8	6	Magestic Impulse	4			
9	10	Assassin Le Beau	5			
10	2	Come On Charger	4			

StrideMASTER Speed Maps are generated using each horse's settled positions from their previous starts. The settled position is usually taken at the second 200m sectional crossing point in the race. This report is automatically generated from the StrideMASTER database using historical data from the horse's previous starts.

#### Disclaimer.











Tasracing Pty Ltd and Thoroughbred Ratings Pty Ltd accepts no responsibility for the completeness or accuracy of any of the information contained herein, and makes no representations about its suitability for any particular purpose. Users should make their own judgements about those matters and/or seek independent advice. You assume all risks associated with use of the data provided on this page.

# Speed Map

October 13, 2013, Race 3, MDN/CL1-SW, Distance 1650m, Spreyton - Offset 0m

Compilation date: October 9, 2013, 12:24:05 PM (EST)

StrideMaster predicted tempo is: Even.

Barrier	TAB no.	Horse	Starts	Back	Midfield	Forward
1	4	Overproof	5			
2	3	Flanker	5			
3	7	Mister Baldock	5			
4	10	Kosta Innocence	5			
5	2	Briefly Yours	5			
6	6	Evil Intent	5			
7	9	Ordain	4			
8	5	Coin Toss	5			
9	8	Mum And I	4			
10	1	Beer Belly	4			

StrideMASTER Speed Maps are generated using each horse's settled positions from their previous starts. The settled position is usually taken at the second 200m sectional crossing point in the race. This report is automatically generated from the StrideMASTER database using historical data from the horse's previous starts.

#### Disclaimer.











Tasracing Pty Ltd and Thoroughbred Ratings Pty Ltd accepts no responsibility for the completeness or accuracy of any of the information contained herein, and makes no representations about its suitability for any particular purpose. Users should make their own judgements about those matters and/or seek independent advice. You assume all risks associated with use of the data provided on this page.

# Speed Map

October 13, 2013, Race 4, CL1, Distance 1150m, Spreyton - Offset 0m

Compilation date: October 9, 2013, 12:24:05 PM (EST)

StrideMaster predicted tempo is: Fast.

Barrier	TAB no.	Horse	Starts	Back	Midfield	Forward
1	2	Grandarci	4			
2	9	Bring Me Sunshine	5			
3	5	All I Got	5			
4	10	Josies Gee Gee	5			
5	1	Fanesto	4			
6	7	Sister Quest	5			
7	4	Speedy Sort	5			
8	8	In the Frame	4			
9	3	Funambulism	5			
10	6	Geeges Red Rock	5			

StrideMASTER Speed Maps are generated using each horse's settled positions from their previous starts. The settled position is usually taken at the second 200m sectional crossing point in the race. This report is automatically generated from the StrideMASTER database using historical data from the horse's previous starts.

#### Disclaimer.








Tasracing Pty Ltd and Thoroughbred Ratings Pty Ltd accepts no responsibility for the completeness or accuracy of any of the information contained herein, and makes no representations about its suitability for any particular purpose. Users should make their own judgements about those matters and/or seek independent advice. You assume all risks associated with use of the data provided on this page.

# Speed Map

October 13, 2013, Race 5, OPN HCP, Distance 1350m, Spreyton - Offset 0m

Compilation date: October 9, 2013, 12:24:05 PM (EST)

StrideMaster predicted tempo is: Fast.

Barrier	TAB no.	Horse	Starts	Back	Midfield	Forward
1	1	Innocent Gamble	5			
2	2	Spy Wears Prado	5			
3	5	Unoaked	5			
4	6	Blacko	5			
5	7	Gotta Have Faith	3			
6	4	Gea Force	5			
7	3	Makes Cents	5			

StrideMASTER Speed Maps are generated using each horse's settled positions from their previous starts. The settled position is usually taken at the second 200m sectional crossing point in the race. This report is automatically generated from the StrideMASTER database using historical data from the horse's previous starts.

#### Disclaimer.










Tasracing Pty Ltd and Thoroughbred Ratings Pty Ltd accepts no responsibility for the completeness or accuracy of any of the information contained herein, and makes no representations about its suitability for any particular purpose. Users should make their own judgements about those matters and/or seek independent advice. You assume all risks associated with use of the data provided on this page.

# Speed Map

October 13, 2013, Race 6, BM62, Distance 1350m, Spreyton - Offset 0m

Compilation date: October 9, 2013, 12:24:05 PM (EST)

StrideMaster predicted tempo is: Even.

Barrier	TAB no.	Horse	Starts	Back	Midfield	Forward
1	4	Onthecountofthree	4			
2	8	Glisson	5			
3	6	Royal Beluga	5			
4	1	Hot to Trot	4			
5	3	Kirkson	4			
6	7	Esca	5			
7	5	Viva La Witch	4			
8	9	Neconni Girl	5			
9	2	Incat	5			

StrideMASTER Speed Maps are generated using each horse's settled positions from their previous starts. The settled position is usually taken at the second 200m sectional crossing point in the race. This report is automatically generated from the StrideMASTER database using historical data from the horse's previous starts.

**Disclaimer.**











Tasracing Pty Ltd and Thoroughbred Ratings Pty Ltd accepts no responsibility for the completeness or accuracy of any of the information contained herein, and makes no representations about its suitability for any particular purpose. Users should make their own judgements about those matters and/or seek independent advice. You assume all risks associated with use of the data provided on this page.

# Speed Map

October 13, 2013, Race 7, 3Y HCP, Distance 1000m, Spreyton - Offset 0m

Compilation date: October 9, 2013, 12:24:05 PM (EST)

StrideMaster predicted tempo is: Fast.

Barrier	TAB no.	Horse	Starts	Back	Midfield	Forward
1	4	Geegees Velvet	5			
2	3	Geegees Hot Hussie	5			
3	9	Mum Bought a Horse	5			
4	6	Bon Bonito	2			
5	1	Gee Gees Style	5			
6	8	Iggimacool	3			
7	5	Prickly Diamonds	1			
8	2	Gee Gee Black Fury	5			
9	10	Psycho Sarah	1			
10	7	Gee Gees Prairie	3			

StrideMASTER Speed Maps are generated using each horse's settled positions from their previous starts. The settled position is usually taken at the second 200m sectional crossing point in the race. This report is automatically generated from the StrideMASTER database using historical data from the horse's previous starts.

**Disclaimer.**

Tasracing Pty Ltd and Thoroughbred Ratings Pty Ltd accepts no responsibility for the completeness or accuracy of any of the information contained herein, and makes no representations about its suitability for any particular purpose. Users should make their own judgements about those matters and/or seek independent advice. You assume all risks associated with use of the data provided on this page.













# Speed Map

October 13, 2013, Race 8, CL2, Distance 1150m, Spreyton - Offset 0m

Compilation date: October 9, 2013, 12:24:05 PM (EST)

StrideMaster predicted tempo is: Even.

Barrier	TAB no.	Horse	Starts	Back	Midfield	Forward
1	9	Gee Gee's Lass	5			
2	6	Handle On a Star	5			
3	4	Red Eagle	5			
4	3	Yuppony	2			
5	2	Symbol of Freedom	5			
6	10	Yasir	5			
7	8	Emerald Vale	3			
8	1	Stormbay Bomber	4			
9	7	Stockbroker	5			
10	5	My Angels	5			

StrideMASTER Speed Maps are generated using each horse's settled positions from their previous starts. The settled position is usually taken at the second 200m sectional crossing point in the race. This report is automatically generated from the StrideMASTER database using historical data from the horse's previous starts.

**Disclaimer.**











Tasracing Pty Ltd and Thoroughbred Ratings Pty Ltd accepts no responsibility for the completeness or accuracy of any of the information contained herein, and makes no representations about its suitability for any particular purpose. Users should make their own judgements about those matters and/or seek independent advice. You assume all risks associated with use of the data provided on this page.

# Speed Map

October 13, 2013, Race 9, BM68, Distance 1650m, Spreyton - Offset 0m

Compilation date: October 9, 2013, 12:24:05 PM (EST)

StrideMaster predicted tempo is: Even.

Barrier	TAB no.	Horse	Starts	Back	Midfield	Forward
1	5	Vila	4			
2	4	Light Saver	5			
3	2	Reach the Moon	5			
4	7	Cricketer	5			
5	10	Destiny's Girl	5			
6	1	Ebbing	5			
7	8	A Touch of Shades	3			
8	9	Poponova	4			
9	6	Burlington	5			
10	3	No Go Zone	5			

StrideMASTER Speed Maps are generated using each horse's settled positions from their previous starts. The settled position is usually taken at the second 200m sectional crossing point in the race. This report is automatically generated from the StrideMASTER database using historical data from the horse's previous starts.

**Disclaimer.**

Tasracing Pty Ltd and Thoroughbred Ratings Pty Ltd accepts no responsibility for the completeness or accuracy of any of the information contained herein, and makes no representations about its suitability for any particular purpose. Users should make their own judgements about those matters and/or seek independent advice. You assume all risks associated with use of the data provided on this page.