



Speed Map

Tasmanian Turf Club, Launceston, October 23, 2013

Form Guide

Compilation date: October 21, 2013, 11:03:43 AM (EST)

Copyright © 2013 Tasracing Pty Ltd. All rights reserved.

Trademarks.

StrideMASTER is a registered trademark of Thoroughbred Ratings Pty Ltd.

Disclaimer.
















Tasracing Pty Ltd and Thoroughbred Ratings Pty Ltd accepts no responsibility for the completeness or accuracy of any of the information contained herein, and makes no representations about its suitability for any particular purpose. Users should make their own judgements about those matters and/or seek independent advice. You assume all risks associated with use of the data provided on this page.

Speed Map

October 23, 2013, Race 1, CL1, Distance 1400m, Mowbray - Offset 0m

Compilation date: October 21, 2013, 11:03:43 AM (EST)

StrideMaster predicted tempo is: Slow.

Barrier	TAB no.	Horse	Starts	Back	Midfield	Forward
1	1	Van Diemens Fire	1			
2	8	Magestic Impulse	5			
3	3	Keukenhof	4			
4	7	Havana Stash	3			
5	11	Neconni Girl	5			
6	9	Geegees Red Rock	5			
7	4	Kentucky Tea	4			
8	10	Maleesh	4			
9	15	Josies Gee Gee	5			
10	13	Ordain	4			
11	12	Brinktop	5			
12	6	Gee Gee Black Fury	5			
13	2	Grey Hype	5			
14	5	All I Got	4			
15	14	Iggimacool	4			

StrideMASTER Speed Maps are generated using each horse's settled positions from their previous starts. The settled position is usually taken at the second 200m sectional crossing point in the race. This report is automatically generated from the StrideMASTER database using historical data from the horse's previous starts.

Disclaimer.



















Tasracing Pty Ltd and Thoroughbred Ratings Pty Ltd accepts no responsibility for the completeness or accuracy of any of the information contained herein, and makes no representations about its suitability for any particular purpose. Users should make their own judgements about those matters and/or seek independent advice. You assume all risks associated with use of the data provided on this page.

Speed Map

October 23, 2013, Race 2, CL2, Distance 1200m, Mowbray - Offset 0m

Compilation date: October 21, 2013, 11:03:44 AM (EST)

StrideMaster predicted tempo is: Even.

Barrier	TAB no.	Horse	Starts	Back	Midfield	Forward
1	12	Tuesdaynitedelight	5			
2	15	Stormpatch	1			
3	11	Refuse to Lose	5			
4	8	Viva La Witch	5			
5	10	Daunting Dancer	5			
6	1	Fillout the Ticket	5			
7	6	Devil's Tears	4			
8	14	Bon Bonito	3			
9	2	Strait Shot	3			
10	3	Stormbay Bomber	5			
11	4	Espry	5			
12	5	Hotham Street	4			
13	7	Shipspotting	5			
14	9	Guru Rez	5			
15	18	Larmar Hall	4			
16	17	Handle On a Star	5			
17	13	Zarimby	5			
18	16	Gee Gee's Lass	5			

StrideMASTER Speed Maps are generated using each horse's settled positions from their previous starts. The settled position is usually taken at the second 200m sectional crossing point in the race. This report is automatically generated from the StrideMASTER database using historical data from the horse's previous starts.

Disclaimer.














Tasracing Pty Ltd and Thoroughbred Ratings Pty Ltd accepts no responsibility for the completeness or accuracy of any of the information contained herein, and makes no representations about its suitability for any particular purpose. Users should make their own judgements about those matters and/or seek independent advice. You assume all risks associated with use of the data provided on this page.

Speed Map

October 23, 2013, Race 3, MDN-SW, Distance 1200m, Mowbray - Offset 0m

Compilation date: October 21, 2013, 11:03:44 AM (EST)

StrideMaster predicted tempo is: Even.

Barrier	TAB no.	Horse	Starts	Back	Midfield	Forward
1	5	My Select	0			
2	8	Saturn Shimmy	2			
3	4	Ladercrombie	4			
4	10	Geegees Soprano	4			
5	11	Lost My Patience	3			
6	9	Gee Gees Showboy	2			
7	6	Novaell	4			
8	2	Crabby Ness	5			
9	3	Getaway Gold	3			
10	13	Bullet Kingdom	3			
11	12	Mr Moonshine	2			
12	14	Westana	3			
13	1	Baku	1			
14	7	One At a Time	3			

StrideMASTER Speed Maps are generated using each horse's settled positions from their previous starts. The settled position is usually taken at the second 200m sectional crossing point in the race. This report is automatically generated from the StrideMASTER database using historical data from the horse's previous starts.

Disclaimer.








Tasracing Pty Ltd and Thoroughbred Ratings Pty Ltd accepts no responsibility for the completeness or accuracy of any of the information contained herein, and makes no representations about its suitability for any particular purpose. Users should make their own judgements about those matters and/or seek independent advice. You assume all risks associated with use of the data provided on this page.

Speed Map

October 23, 2013, Race 4, 3Y MDN-SW, Distance 1100m, Mowbray - Offset 0m

Compilation date: October 21, 2013, 11:03:44 AM (EST)

StrideMaster predicted tempo is: Fast.

Barrier	TAB no.	Horse	Starts	Back	Midfield	Forward
1	9	Spirit of Nia	0			
2	10	Turn a Penny	0			
3	3	Niloufar	1			
4	12	Geegees Martini	5			
5	14	Mornington Lad	2			
6	5	Persian	0			
7	6	Sid the Sloth	0			
8	7	Huss Style	0			
9	4	One to Come	0			
10	13	Ruby's for Me	2			
11	11	Consuletta	1			
12	15	Psycho Sarah	2			
13	2	Mikaylas Taddy	0			
14	1	Hamish	0			
15	8	Perplexing	1			

StrideMASTER Speed Maps are generated using each horse's settled positions from their previous starts. The settled position is usually taken at the second 200m sectional crossing point in the race. This report is automatically generated from the StrideMASTER database using historical data from the horse's previous starts.

Disclaimer.














Tasracing Pty Ltd and Thoroughbred Ratings Pty Ltd accepts no responsibility for the completeness or accuracy of any of the information contained herein, and makes no representations about its suitability for any particular purpose. Users should make their own judgements about those matters and/or seek independent advice. You assume all risks associated with use of the data provided on this page.

Speed Map

October 23, 2013, Race 5, MDN-SW, Distance 1400m, Mowbray - Offset 0m

Compilation date: October 21, 2013, 11:03:44 AM (EST)

StrideMaster predicted tempo is: Even.

Barrier	TAB no.	Horse	Starts	Back	Midfield	Forward
1	10	Lacey Azz	2			
2	6	Mulholland	5			
3	12	New Vision	4			
4	13	Mister Baldock	5			
5	3	Coin Toss	5			
6	1	Baumgartner	3			
7	4	General Gee Gee	5			
8	5	Judah	5			
9	8	Barely a Secret	3			
10	11	Our Mummy's Boy	0			
11	2	Belferno	3			
12	7	As Wickedaz	2			
13	14	Eastern Moon	5			
14	9	Elzevier	1			

StrideMASTER Speed Maps are generated using each horse's settled positions from their previous starts. The settled position is usually taken at the second 200m sectional crossing point in the race. This report is automatically generated from the StrideMASTER database using historical data from the horse's previous starts.

Disclaimer.









Tasracing Pty Ltd and Thoroughbred Ratings Pty Ltd accepts no responsibility for the completeness or accuracy of any of the information contained herein, and makes no representations about its suitability for any particular purpose. Users should make their own judgements about those matters and/or seek independent advice. You assume all risks associated with use of the data provided on this page.

Speed Map

October 23, 2013, Race 6, BM78, Distance 1400m, Mowbray - Offset 0m

Compilation date: October 21, 2013, 11:03:44 AM (EST)

StrideMaster predicted tempo is: Even.

Barrier	TAB no.	Horse	Starts	Back	Midfield	Forward
1	8	Tuktoyaktuk	5			
2	2	Secuma	5			
3	7	Blacko	5			
4	3	Sandeep	5			
5	6	Aslanyon	5			
6	5	Wallis	5			
7	4	Ollie's Gold	5			
8	1	King Kalakaua	5			

StrideMASTER Speed Maps are generated using each horse's settled positions from their previous starts. The settled position is usually taken at the second 200m sectional crossing point in the race. This report is automatically generated from the StrideMASTER database using historical data from the horse's previous starts.

Disclaimer.









Tasracing Pty Ltd and Thoroughbred Ratings Pty Ltd accepts no responsibility for the completeness or accuracy of any of the information contained herein, and makes no representations about its suitability for any particular purpose. Users should make their own judgements about those matters and/or seek independent advice. You assume all risks associated with use of the data provided on this page.

Speed Map

October 23, 2013, Race 7, BM68, Distance 1600m, Mowbray - Offset 0m

Compilation date: October 21, 2013, 11:03:44 AM (EST)

StrideMaster predicted tempo is: Even.

Barrier	TAB no.	Horse	Starts	Back	Midfield	Forward
1	2	Sun Disk	5			
2	8	Emerald Vale	4			
3	5	Tree Bandit	5			
4	6	Knots Sister	5			
5	1	Drummond	5			
6	4	Esspressardo	5			
7	3	The Producer	4			
8	7	Vila	5			

StrideMASTER Speed Maps are generated using each horse's settled positions from their previous starts. The settled position is usually taken at the second 200m sectional crossing point in the race. This report is automatically generated from the StrideMASTER database using historical data from the horse's previous starts.

Disclaimer.









Tasracing Pty Ltd and Thoroughbred Ratings Pty Ltd accepts no responsibility for the completeness or accuracy of any of the information contained herein, and makes no representations about its suitability for any particular purpose. Users should make their own judgements about those matters and/or seek independent advice. You assume all risks associated with use of the data provided on this page.

Speed Map

October 23, 2013, Race 8, BM78, Distance 2100m, Mowbray - Offset 0m

Compilation date: October 21, 2013, 11:03:44 AM (EST)

StrideMaster predicted tempo is: Fast.

Barrier	TAB no.	Horse	Starts	Back	Midfield	Forward
1	1	Neil's Gold	5			
2	5	Visual Effects	5			
3	6	A Touch of Shades	3			
4	3	Can Get Thirsty	5			
5	4	Veloce Cavallo	5			
6	2	Uboa	3			
7	7	Burlington	5			
8	8	Future Dividend	5			

StrideMASTER Speed Maps are generated using each horse's settled positions from their previous starts. The settled position is usually taken at the second 200m sectional crossing point in the race. This report is automatically generated from the StrideMASTER database using historical data from the horse's previous starts.

Disclaimer.

Tasracing Pty Ltd and Thoroughbred Ratings Pty Ltd accepts no responsibility for the completeness or accuracy of any of the information contained herein, and makes no representations about its suitability for any particular purpose. Users should make their own judgements about those matters and/or seek independent advice. You assume all risks associated with use of the data provided on this page.