



Speed Map

Tasmanian Racing Club, Hobart, November 05, 2013

Form Guide

Compilation date: November 1, 2013, 12:20:09 PM (EST)

Copyright © 2013 Tasracing Pty Ltd. All rights reserved.

Trademarks.

StrideMASTER is a registered trademark of Thoroughbred Ratings Pty Ltd.

Disclaimer.

















Tasracing Pty Ltd and Thoroughbred Ratings Pty Ltd accepts no responsibility for the completeness or accuracy of any of the information contained herein, and makes no representations about its suitability for any particular purpose. Users should make their own judgements about those matters and/or seek independent advice. You assume all risks associated with use of the data provided on this page.

Speed Map

November 05, 2013, Race 1, MDN-SW, Distance 1100m, Elwick Course Proper - Offset 3m

Compilation date: November 1, 2013, 12:20:09 PM (EST)

StrideMaster predicted tempo is: Even.

Barrier	TAB no.	Horse	Starts	Back	Midfield	Forward
1	1	Extravagant Eagle	2			
2	15	Up Cups	2			
3	19	Mon Chou Ala Creme	4			
4	18	Blinkety Blink	4			
5	10	Song of Gold	0			
6	9	La Bretta	5			
7	7	Mikaylas Taddy	1			
8	11	Tenby Tourer	1			
9	6	Mikaylas Raider	0			
10	16	Canny Cross	0			
11	4	Port Light	5			
12	14	Sparkling Moon	1			
13	12	Westana	3			
14	8	Vigilante	4			
15	17	Mornington Lad	2			
16	3	Lago Prince	3			
17	5	Hamish	1			
18	13	Consuletta	1			
19	2	Game of Thrones	5			

StrideMASTER Speed Maps are generated using each horse's settled positions from their previous starts. The settled position is usually taken at the second 200m sectional crossing point in the race. This report is automatically generated from the StrideMASTER database using historical data from the horse's previous starts.

Disclaimer.









Tasracing Pty Ltd and Thoroughbred Ratings Pty Ltd accepts no responsibility for the completeness or accuracy of any of the information contained herein, and makes no representations about its suitability for any particular purpose. Users should make their own judgements about those matters and/or seek independent advice. You assume all risks associated with use of the data provided on this page.

Speed Map

November 05, 2013, Race 2, MDN-SW, Distance 1400m, Elwick Course Proper - Offset 3m

Compilation date: November 1, 2013, 12:20:10 PM (EST)

StrideMaster predicted tempo is: Even.

Barrier	TAB no.	Horse	Starts	Back	Midfield	Forward
1	3	Unparalleled	5			
2	10	Ritzzy Bar	4			
3	6	Let It Be Known	3			
4	8	Unbroken Spirit	5			
5	7	Sparkle Sparkle	0			
6	2	Rum Trader	0			
7	1	Kings View	0			
8	11	Weekend Winner	1			
9	5	Lady Spencer	4			
10	4	Incumblonde	3			
11	9	Knots And Crosses	1			

StrideMASTER Speed Maps are generated using each horse's settled positions from their previous starts. The settled position is usually taken at the second 200m sectional crossing point in the race. This report is automatically generated from the StrideMASTER database using historical data from the horse's previous starts.

Disclaimer.

















Tasracing Pty Ltd and Thoroughbred Ratings Pty Ltd accepts no responsibility for the completeness or accuracy of any of the information contained herein, and makes no representations about its suitability for any particular purpose. Users should make their own judgements about those matters and/or seek independent advice. You assume all risks associated with use of the data provided on this page.

Speed Map

November 05, 2013, Race 3, MDN/CL1-SW, Distance 1600m, Elwick Course Proper - Offset 3m

Compilation date: November 1, 2013, 12:20:10 PM (EST)

StrideMaster predicted tempo is: Even.

Barrier	TAB no.	Horse	Starts	Back	Midfield	Forward
1	5	Gee Gee Black Fury	5			
2	17	Argentinian Storm	5			
3	6	At St Davids	1			
4	10	Carnelian Crystal	4			
5	16	Make Us Richo	2			
6	13	Miss It And a Bit	4			
7	4	Trevor	0			
8	14	Quest for Broadway	5			
9	2	Grey Hype	5			
10	9	Maleesh	4			
11	1	Flanker	5			
12	8	Belferno	4			
13	7	Barely a Secret	4			
14	15	Brinktop	5			
15	11	Chips	5			
16	3	Seven Mile King	4			
17	12	Delightful Weekend	4			

StrideMASTER Speed Maps are generated using each horse's settled positions from their previous starts. The settled position is usually taken at the second 200m sectional crossing point in the race. This report is automatically generated from the StrideMASTER database using historical data from the horse's previous starts.

Disclaimer.














Tasracing Pty Ltd and Thoroughbred Ratings Pty Ltd accepts no responsibility for the completeness or accuracy of any of the information contained herein, and makes no representations about its suitability for any particular purpose. Users should make their own judgements about those matters and/or seek independent advice. You assume all risks associated with use of the data provided on this page.

Speed Map

November 05, 2013, Race 4, BM62, Distance 1200m, Elwick Course Proper - Offset 3m

Compilation date: November 1, 2013, 12:20:10 PM (EST)

StrideMaster predicted tempo is: Even.

Barrier	TAB no.	Horse	Starts	Back	Midfield	Forward
1	2	Constant Rhythm	5			
2	11	Way to Go Telesto	5			
3	9	Tuesdaynitedelight	5			
4	10	Ezzymac	5			
5	6	Gee Gees Cool Kid	4			
6	3	Our Monashee	5			
7	4	Stormpatch	1			
8	13	Neconni Girl	5			
9	1	Clan McLeod	3			
10	7	O'reillys Geegee	5			
11	5	Faster Than Cows	5			
12	8	Just Grand	5			
13	12	Gee Gees Prairie	3			

StrideMASTER Speed Maps are generated using each horse's settled positions from their previous starts. The settled position is usually taken at the second 200m sectional crossing point in the race. This report is automatically generated from the StrideMASTER database using historical data from the horse's previous starts.

Disclaimer.












Tasracing Pty Ltd and Thoroughbred Ratings Pty Ltd accepts no responsibility for the completeness or accuracy of any of the information contained herein, and makes no representations about its suitability for any particular purpose. Users should make their own judgements about those matters and/or seek independent advice. You assume all risks associated with use of the data provided on this page.

Speed Map

November 05, 2013, Race 5, BM62, Distance 1400m, Elwick Course Proper - Offset 3m

Compilation date: November 1, 2013, 12:20:10 PM (EST)

StrideMaster predicted tempo is: Fast.

Barrier	TAB no.	Horse	Starts	Back	Midfield	Forward
1	1	Kirkson	5			
2	3	Stormbay Bomber	5			
3	9	Geegees Martini	5			
4	8	Charming Sophie	2			
5	4	Savvy Princess	5			
6	2	Westering Home	5			
7	6	Status Seeker	5			
8	7	Gee Gee's Lass	5			
9	10	Josies Gee Gee	5			
10	5	Date And Sign	5			
11	11	Pittenweem	5			

StrideMASTER Speed Maps are generated using each horse's settled positions from their previous starts. The settled position is usually taken at the second 200m sectional crossing point in the race. This report is automatically generated from the StrideMASTER database using historical data from the horse's previous starts.

Disclaimer.










Tasracing Pty Ltd and Thoroughbred Ratings Pty Ltd accepts no responsibility for the completeness or accuracy of any of the information contained herein, and makes no representations about its suitability for any particular purpose. Users should make their own judgements about those matters and/or seek independent advice. You assume all risks associated with use of the data provided on this page.

Speed Map

November 05, 2013, Race 6, BM68, Distance 1100m, Elwick Course Proper - Offset 3m

Compilation date: November 1, 2013, 12:20:10 PM (EST)

StrideMaster predicted tempo is: Fast.

Barrier	TAB no.	Horse	Starts	Back	Midfield	Forward
1	3	Minute Repeater	3			
2	1	Relentless Pursuit	5			
3	8	Molvivre	5			
4	4	Little River Girl	5			
5	9	Vision of Beauty	5			
6	7	Devil's Tears	5			
7	2	Loaded Owners	3			
8	6	Strait Shot	4			
9	5	Crystal Reef	3			

StrideMASTER Speed Maps are generated using each horse's settled positions from their previous starts. The settled position is usually taken at the second 200m sectional crossing point in the race. This report is automatically generated from the StrideMASTER database using historical data from the horse's previous starts.

Disclaimer.









Tasracing Pty Ltd and Thoroughbred Ratings Pty Ltd accepts no responsibility for the completeness or accuracy of any of the information contained herein, and makes no representations about its suitability for any particular purpose. Users should make their own judgements about those matters and/or seek independent advice. You assume all risks associated with use of the data provided on this page.

Speed Map

November 05, 2013, Race 7, BM68, Distance 1600m, Elwick Course Proper - Offset 3m

Compilation date: November 1, 2013, 12:20:10 PM (EST)

StrideMaster predicted tempo is: Even.

Barrier	TAB no.	Horse	Starts	Back	Midfield	Forward
1	8	Maywyn On Tuesday	5			
2	3	Destiny's Girl	5			
3	5	Skip to the Moon	5			
4	4	Stacy Ann	5			
5	1	Showing the Faith	5			
6	2	Espressardo	5			
7	6	Testa Gee Gee	5			
8	7	Glisson	5			

StrideMASTER Speed Maps are generated using each horse's settled positions from their previous starts. The settled position is usually taken at the second 200m sectional crossing point in the race. This report is automatically generated from the StrideMASTER database using historical data from the horse's previous starts.

Disclaimer.

Tasracing Pty Ltd and Thoroughbred Ratings Pty Ltd accepts no responsibility for the completeness or accuracy of any of the information contained herein, and makes no representations about its suitability for any particular purpose. Users should make their own judgements about those matters and/or seek independent advice. You assume all risks associated with use of the data provided on this page.