



## Speed Map

Tasmanian Turf Club, Launceston, November 06, 2013

### Form Guide

Compilation date: November 4, 2013, 12:52:32 PM (EST)

Copyright © 2013 Tasracing Pty Ltd. All rights reserved.

### Trademarks.

StrideMASTER is a registered trademark of Thoroughbred Ratings Pty Ltd.

### Disclaimer.














Tasracing Pty Ltd and Thoroughbred Ratings Pty Ltd accepts no responsibility for the completeness or accuracy of any of the information contained herein, and makes no representations about its suitability for any particular purpose. Users should make their own judgements about those matters and/or seek independent advice. You assume all risks associated with use of the data provided on this page.

# Speed Map

November 06, 2013, Race 1, CL1, Distance 1200m, Mowbray - Offset 6m

Compilation date: November 4, 2013, 12:52:33 PM (EST)

StrideMaster predicted tempo is: Even.

Barrier	TAB no.	Horse	Starts	Back	Midfield	Forward
1	4	Sting'em	4			
2	9	Geegees Red Rock	5			
3	3	Sir Joey	4			
4	11	Honey Four Us	4			
5	8	Satin 'n' Rose	0			
6	10	Grandarci	5			
7	13	Speedy Sort	5			
8	6	Holy Cat	4			
9	12	Miss Eye Candy	5			
10	2	Simon Said Lets Go	5			
11	5	Havana Stash	4			
12	1	Bel Ombre	5			
13	7	Gee Gees Showboy	3			
14	14	Coastal Rose	4			

StrideMASTER Speed Maps are generated using each horse's settled positions from their previous starts. The settled position is usually taken at the second 200m sectional crossing point in the race. This report is automatically generated from the StrideMASTER database using historical data from the horse's previous starts.

**Disclaimer.**














Tasracing Pty Ltd and Thoroughbred Ratings Pty Ltd accepts no responsibility for the completeness or accuracy of any of the information contained herein, and makes no representations about its suitability for any particular purpose. Users should make their own judgements about those matters and/or seek independent advice. You assume all risks associated with use of the data provided on this page.

# Speed Map

November 06, 2013, Race 2, MDN-SW, Distance 1200m, Mowbray - Offset 6m

Compilation date: November 4, 2013, 12:52:34 PM (EST)

StrideMaster predicted tempo is: Even.

Barrier	TAB no.	Horse	Starts	Back	Midfield	Forward
1	12	Westana	3			
2	5	Geegees Soprano	4			
3	8	Kaiteri	5			
4	2	Lago Prince	3			
5	9	Montana Rush	0			
6	6	Hamish	1			
7	7	Sid the Sloth	1			
8	15	Cheerful Gee Gee	3			
9	1	Blinkety Blink	4			
10	3	Poucher	0			
11	10	My Select	1			
12	14	Mon Chou Ala Creme	3			
13	11	Novaell	5			
14	13	Huss Style	1			
15	4	Rattle'n'battle	5			

StrideMASTER Speed Maps are generated using each horse's settled positions from their previous starts. The settled position is usually taken at the second 200m sectional crossing point in the race. This report is automatically generated from the StrideMASTER database using historical data from the horse's previous starts.

#### Disclaimer.















Tasracing Pty Ltd and Thoroughbred Ratings Pty Ltd accepts no responsibility for the completeness or accuracy of any of the information contained herein, and makes no representations about its suitability for any particular purpose. Users should make their own judgements about those matters and/or seek independent advice. You assume all risks associated with use of the data provided on this page.

# Speed Map

November 06, 2013, Race 3, MDN-SW, Distance 1400m, Mowbray - Offset 6m

Compilation date: November 4, 2013, 12:52:34 PM (EST)

StrideMaster predicted tempo is: Even.

Barrier	TAB no.	Horse	Starts	Back	Midfield	Forward
1	13	Mygreyhorse	5			
2	1	Baku	2			
3	6	Mister Baldock	5			
4	3	Getaway Gold	4			
5	2	Come On Charger	4			
6	14	Quest for Broadway	4			
7	10	One At a Time	4			
8	8	Our Mummy's Boy	1			
9	7	Mulholland	5			
10	9	Lacey Azz	3			
11	11	Saturn Shimmy	3			
12	4	Judah	5			
13	12	Sonetto	5			
14	5	Make Us Richo	2			

StrideMASTER Speed Maps are generated using each horse's settled positions from their previous starts. The settled position is usually taken at the second 200m sectional crossing point in the race. This report is automatically generated from the StrideMASTER database using historical data from the horse's previous starts.

#### Disclaimer.








Tasracing Pty Ltd and Thoroughbred Ratings Pty Ltd accepts no responsibility for the completeness or accuracy of any of the information contained herein, and makes no representations about its suitability for any particular purpose. Users should make their own judgements about those matters and/or seek independent advice. You assume all risks associated with use of the data provided on this page.

# Speed Map

November 06, 2013, Race 4, 3Y MDN-SW, Distance 1100m, Mowbray - Offset 6m

Compilation date: November 4, 2013, 12:52:34 PM (EST)

StrideMaster predicted tempo is: Even.

Barrier	TAB no.	Horse	Starts	Back	Midfield	Forward
1	14	One to Come	1			
2	8	Nicole's Quest	0			
3	7	Money penny	0			
4	10	Vision Touch	0			
5	12	Bullseye	2			
6	4	Mornington Lad	2			
7	13	Sir Halliday	1			
8	9	Sedate	0			
9	6	Calligraphy	0			
10	3	Littlerayov	0			
11	1	Bernaurd	0			
12	15	Lost My Patience	4			
13	5	No Spin Zone	0			
14	11	Eagle Flight	2			
15	2	Full Magnum	2			

StrideMASTER Speed Maps are generated using each horse's settled positions from their previous starts. The settled position is usually taken at the second 200m sectional crossing point in the race. This report is automatically generated from the StrideMASTER database using historical data from the horse's previous starts.

**Disclaimer.**












Tasracing Pty Ltd and Thoroughbred Ratings Pty Ltd accepts no responsibility for the completeness or accuracy of any of the information contained herein, and makes no representations about its suitability for any particular purpose. Users should make their own judgements about those matters and/or seek independent advice. You assume all risks associated with use of the data provided on this page.

# Speed Map

November 06, 2013, Race 5, QLTY HCP, Distance 1100m, Mowbray - Offset 6m

Compilation date: November 4, 2013, 12:52:34 PM (EST)

StrideMaster predicted tempo is: Even.

Barrier	TAB no.	Horse	Starts	Back	Midfield	Forward
1	9	Miswaki Call	5			
2	8	Arenzano	5			
3	3	Too Many Reds	5			
4	2	Dream Flyer	4			
5	10	Ruby's Good Knight	2			
6	4	Punctuate	4			
7	1	Rebel Bride	5			
8	5	Pengalas Gee Gee	5			
9	6	Jay Bee's Gee Gee	5			
10	7	Jakcorijim	5			
11	11	Geeges Blackflash	5			

StrideMASTER Speed Maps are generated using each horse's settled positions from their previous starts. The settled position is usually taken at the second 200m sectional crossing point in the race. This report is automatically generated from the StrideMASTER database using historical data from the horse's previous starts.

#### Disclaimer.














Tasracing Pty Ltd and Thoroughbred Ratings Pty Ltd accepts no responsibility for the completeness or accuracy of any of the information contained herein, and makes no representations about its suitability for any particular purpose. Users should make their own judgements about those matters and/or seek independent advice. You assume all risks associated with use of the data provided on this page.

# Speed Map

November 06, 2013, Race 6, CL4, Distance 1200m, Mowbray - Offset 6m

Compilation date: November 4, 2013, 12:52:34 PM (EST)

StrideMaster predicted tempo is: Even.

Barrier	TAB no.	Horse	Starts	Back	Midfield	Forward
1	1	Royal Rapture	5			
2	8	Regio	5			
3	7	Yuppony	3			
4	3	Streetwise Savoie	5			
5	2	Hold Onto Your Hat	4			
6	9	Reach the Moon	5			
7	6	Flash Al Moon	5			
8	10	Fashion Label	5			
9	12	Hired Gun	4			
10	11	Espry	5			
11	5	Darchill	4			
12	4	Bianforgetful	4			
13	13	Gee Gees Cashcard	5			

StrideMASTER Speed Maps are generated using each horse's settled positions from their previous starts. The settled position is usually taken at the second 200m sectional crossing point in the race. This report is automatically generated from the StrideMASTER database using historical data from the horse's previous starts.

#### Disclaimer.












Tasracing Pty Ltd and Thoroughbred Ratings Pty Ltd accepts no responsibility for the completeness or accuracy of any of the information contained herein, and makes no representations about its suitability for any particular purpose. Users should make their own judgements about those matters and/or seek independent advice. You assume all risks associated with use of the data provided on this page.

# Speed Map

November 06, 2013, Race 7, CL2, Distance 1400m, Mowbray - Offset 6m

Compilation date: November 4, 2013, 12:52:34 PM (EST)

StrideMaster predicted tempo is: Even.

Barrier	TAB no.	Horse	Starts	Back	Midfield	Forward
1	1	Fillout the Ticket	5			
2	8	Refuse to Lose	5			
3	9	Emerald Vale	5			
4	4	Beer Belly	4			
5	2	Ourmaher	5			
6	10	Master Joseph	5			
7	7	Guru Rez	5			
8	5	Shipspotting	5			
9	3	Staples Gee Gee	3			
10	6	Onthecountofthree	4			
11	11	Larmar Hall	5			

StrideMASTER Speed Maps are generated using each horse's settled positions from their previous starts. The settled position is usually taken at the second 200m sectional crossing point in the race. This report is automatically generated from the StrideMASTER database using historical data from the horse's previous starts.

**Disclaimer.**

Tasracing Pty Ltd and Thoroughbred Ratings Pty Ltd accepts no responsibility for the completeness or accuracy of any of the information contained herein, and makes no representations about its suitability for any particular purpose. Users should make their own judgements about those matters and/or seek independent advice. You assume all risks associated with use of the data provided on this page.












# Speed Map

November 06, 2013, Race 8, BM78, Distance 1400m, Mowbray - Offset 6m

Compilation date: November 4, 2013, 12:52:35 PM (EST)

StrideMaster predicted tempo is: Even.

Barrier	TAB no.	Horse	Starts	Back	Midfield	Forward
1	1	King Kalakaua	5			
2	5	Dangerous Geegee	5			
3	4	Aslanyon	5			
4	8	Savannah Cat	4			
5	6	Keep the Cash	4			
6	9	The Producer	5			
7	7	Tuktoyaktuk	5			
8	2	Sandeep	5			
9	3	Gee Gee's La Quita	5			

StrideMASTER Speed Maps are generated using each horse's settled positions from their previous starts. The settled position is usually taken at the second 200m sectional crossing point in the race. This report is automatically generated from the StrideMASTER database using historical data from the horse's previous starts.

## Disclaimer.













Tasracing Pty Ltd and Thoroughbred Ratings Pty Ltd accepts no responsibility for the completeness or accuracy of any of the information contained herein, and makes no representations about its suitability for any particular purpose. Users should make their own judgements about those matters and/or seek independent advice. You assume all risks associated with use of the data provided on this page.

# Speed Map

November 06, 2013, Race 9, BM68, Distance 2100m, Mowbray - Offset 6m

Compilation date: November 4, 2013, 12:52:35 PM (EST)

StrideMaster predicted tempo is: Fast.

Barrier	TAB no.	Horse	Starts	Back	Midfield	Forward
1	11	Player One	5			
2	5	Spotluck	5			
3	7	Future Dividend	5			
4	10	Mary's Cinder	5			
5	6	Certain Shine	5			
6	8	A Touch of Shades	3			
7	9	Danestone	5			
8	12	Argentinian Storm	4			
9	1	Can Get Thirsty	5			
10	3	Vila	5			
11	2	Tree Bandit	5			
12	4	Newstart	4			

StrideMASTER Speed Maps are generated using each horse's settled positions from their previous starts. The settled position is usually taken at the second 200m sectional crossing point in the race. This report is automatically generated from the StrideMASTER database using historical data from the horse's previous starts.

#### Disclaimer.

Tasracing Pty Ltd and Thoroughbred Ratings Pty Ltd accepts no responsibility for the completeness or accuracy of any of the information contained herein, and makes no representations about its suitability for any particular purpose. Users should make their own judgements about those matters and/or seek independent advice. You assume all risks associated with use of the data provided on this page.