



## Speed Map

Tasmanian Turf Club, Launceston, November 13, 2013

### Form Guide

Compilation date: November 11, 2013, 12:18:16 PM (EST)

Copyright © 2013 Tasracing Pty Ltd. All rights reserved.

### Trademarks.

StrideMASTER is a registered trademark of Thoroughbred Ratings Pty Ltd.

### Disclaimer.















Tasracing Pty Ltd and Thoroughbred Ratings Pty Ltd accepts no responsibility for the completeness or accuracy of any of the information contained herein, and makes no representations about its suitability for any particular purpose. Users should make their own judgements about those matters and/or seek independent advice. You assume all risks associated with use of the data provided on this page.

# Speed Map

November 13, 2013, Race 1, CL1, Distance 1420m, Mowbray - Offset 9m

Compilation date: November 11, 2013, 12:18:16 PM (EST)

StrideMaster predicted tempo is: Even.

Barrier	TAB no.	Horse	Starts	Back	Midfield	Forward
1	14	Josies Gee Gee	5			
2	7	All I Got	4			
3	4	All Cheer	4			
4	1	Keukenhof	4			
5	3	Sting'em	5			
6	11	Delago Delight	5			
7	8	Geegee Pretty Jess	5			
8	13	Ordain	4			
9	6	Kentucky Tea	4			
10	2	Sweet Ginger Brown	5			
11	9	Inxeeblack	5			
12	10	Lake Nive	5			
13	5	Arctic Blitz	5			
14	12	Kissaway	5			

StrideMASTER Speed Maps are generated using each horse's settled positions from their previous starts. The settled position is usually taken at the second 200m sectional crossing point in the race. This report is automatically generated from the StrideMASTER database using historical data from the horse's previous starts.

**Disclaimer.**














Tasracing Pty Ltd and Thoroughbred Ratings Pty Ltd accepts no responsibility for the completeness or accuracy of any of the information contained herein, and makes no representations about its suitability for any particular purpose. Users should make their own judgements about those matters and/or seek independent advice. You assume all risks associated with use of the data provided on this page.

# Speed Map

November 13, 2013, Race 2, MDN-SW, Distance 1220m, Mowbray - Offset 9m

Compilation date: November 11, 2013, 12:18:17 PM (EST)

StrideMaster predicted tempo is: Even.

Barrier	TAB no.	Horse	Starts	Back	Midfield	Forward
1	9	Chimed Inn	0			
2	2	Koutoufides	3			
3	14	Perplexing	2			
4	5	Gocarma	0			
5	12	Westana	4			
6	1	Crabby Ness	5			
7	4	Master Alfred	5			
8	6	Lost My Patience	4			
9	16	Mon Chou Ala Creme	4			
10	8	Sir Halliday	1			
11	7	One to Come	1			
12	15	Boxercise	5			
13	11	Helera	0			
14	13	Helianthus	0			
15	10	Foreign Lady	3			
16	17	Kaiteri	5			
17	3	Manazieva	4			

StrideMASTER Speed Maps are generated using each horse's settled positions from their previous starts. The settled position is usually taken at the second 200m sectional crossing point in the race. This report is automatically generated from the StrideMASTER database using historical data from the horse's previous starts.

**Disclaimer.**













Tasracing Pty Ltd and Thoroughbred Ratings Pty Ltd accepts no responsibility for the completeness or accuracy of any of the information contained herein, and makes no representations about its suitability for any particular purpose. Users should make their own judgements about those matters and/or seek independent advice. You assume all risks associated with use of the data provided on this page.

# Speed Map

November 13, 2013, Race 3, MDN-SW, Distance 1420m, Mowbray - Offset 9m

Compilation date: November 11, 2013, 12:18:17 PM (EST)

StrideMaster predicted tempo is: Even.

Barrier	TAB no.	Horse	Starts	Back	Midfield	Forward
1	1	Baumgartner	5			
2	3	Getaway Gold	5			
3	9	Mr Moonshine	3			
4	2	General Gee Gee	5			
5	8	Moonless	2			
6	6	Mister Baldock	5			
7	5	Known About Town	4			
8	11	Unbroken Spirit	5			
9	10	Elzevier	3			
10	4	King of Devonshire	3			
11	7	Geegees Big Buddy	2			
12	12	Chilli Quest	3			

StrideMASTER Speed Maps are generated using each horse's settled positions from their previous starts. The settled position is usually taken at the second 200m sectional crossing point in the race. This report is automatically generated from the StrideMASTER database using historical data from the horse's previous starts.

#### Disclaimer.







Tasracing Pty Ltd and Thoroughbred Ratings Pty Ltd accepts no responsibility for the completeness or accuracy of any of the information contained herein, and makes no representations about its suitability for any particular purpose. Users should make their own judgements about those matters and/or seek independent advice. You assume all risks associated with use of the data provided on this page.

# Speed Map

November 13, 2013, Race 4, 3Y MDN-SW, Distance 1120m, Mowbray - Offset 9m

Compilation date: November 11, 2013, 12:18:17 PM (EST)

StrideMaster predicted tempo is: Even.

Barrier	TAB no.	Horse	Starts	Back	Midfield	Forward
1	6	West Cardiff	0			
2	8	Incum Coming	0			
3	2	Moroccan Gold	0			
4	7	Eagle Flight	2			
5	3	Niloufar	2			
6	9	Ruby's for Me	2			
7	5	Varian	2			
8	11	Kenbiki	2			
9	10	Stella Etoile	0			
10	4	Trelew	0			
11	1	Geegees Drummerboy	4			

StrideMASTER Speed Maps are generated using each horse's settled positions from their previous starts. The settled position is usually taken at the second 200m sectional crossing point in the race. This report is automatically generated from the StrideMASTER database using historical data from the horse's previous starts.

**Disclaimer.**








Tasracing Pty Ltd and Thoroughbred Ratings Pty Ltd accepts no responsibility for the completeness or accuracy of any of the information contained herein, and makes no representations about its suitability for any particular purpose. Users should make their own judgements about those matters and/or seek independent advice. You assume all risks associated with use of the data provided on this page.

# Speed Map

November 13, 2013, Race 5, BM78, Distance 2150m, Mowbray - Offset 9m

Compilation date: November 11, 2013, 12:18:17 PM (EST)

StrideMaster predicted tempo is: Even.

Barrier	TAB no.	Horse	Starts	Back	Midfield	Forward
1	3	Wallis	5			
2	1	Neil's Gold	5			
3	6	Newstart	4			
4	5	Tree Bandit	5			
5	2	Sun Disk	5			
6	4	Veloce Cavallo	5			
7	7	Future Dividend	5			

StrideMASTER Speed Maps are generated using each horse's settled positions from their previous starts. The settled position is usually taken at the second 200m sectional crossing point in the race. This report is automatically generated from the StrideMASTER database using historical data from the horse's previous starts.

#### Disclaimer.












Tasracing Pty Ltd and Thoroughbred Ratings Pty Ltd accepts no responsibility for the completeness or accuracy of any of the information contained herein, and makes no representations about its suitability for any particular purpose. Users should make their own judgements about those matters and/or seek independent advice. You assume all risks associated with use of the data provided on this page.

# Speed Map

November 13, 2013, Race 6, BM68, Distance 1420m, Mowbray - Offset 9m

Compilation date: November 11, 2013, 12:18:17 PM (EST)

StrideMaster predicted tempo is: Even.

Barrier	TAB no.	Horse	Starts	Back	Midfield	Forward
1	8	Kirkson	5			
2	10	Fashion Label	4			
3	5	Reach the Moon	5			
4	7	Shipspotting	5			
5	4	Digger's Sunrise	5			
6	11	Savvy Princess	5			
7	3	Derailleur	5			
8	1	Hell Strong	5			
9	6	Crown Consul	5			
10	9	Molvivre	5			
11	2	Mega Excel	5			

StrideMASTER Speed Maps are generated using each horse's settled positions from their previous starts. The settled position is usually taken at the second 200m sectional crossing point in the race. This report is automatically generated from the StrideMASTER database using historical data from the horse's previous starts.

**Disclaimer.**












Tasracing Pty Ltd and Thoroughbred Ratings Pty Ltd accepts no responsibility for the completeness or accuracy of any of the information contained herein, and makes no representations about its suitability for any particular purpose. Users should make their own judgements about those matters and/or seek independent advice. You assume all risks associated with use of the data provided on this page.

# Speed Map

November 13, 2013, Race 7, CL2, Distance 1220m, Mowbray - Offset 9m

Compilation date: November 11, 2013, 12:18:17 PM (EST)

StrideMaster predicted tempo is: Even.

Barrier	TAB no.	Horse	Starts	Back	Midfield	Forward
1	8	Allegro Dehere	5			
2	9	Zarimby	5			
3	5	Settler's Joy	4			
4	10	Emerald Vale	5			
5	1	Alarmist	5			
6	3	No Go Zone	5			
7	7	Wakefield	5			
8	4	Symbol of Freedom	5			
9	2	Freddie Two Shoes	5			
10	11	Stockbroker	5			
11	6	Espry	5			

StrideMASTER Speed Maps are generated using each horse's settled positions from their previous starts. The settled position is usually taken at the second 200m sectional crossing point in the race. This report is automatically generated from the StrideMASTER database using historical data from the horse's previous starts.

**Disclaimer.**

Tasracing Pty Ltd and Thoroughbred Ratings Pty Ltd accepts no responsibility for the completeness or accuracy of any of the information contained herein, and makes no representations about its suitability for any particular purpose. Users should make their own judgements about those matters and/or seek independent advice. You assume all risks associated with use of the data provided on this page.











# Speed Map

November 13, 2013, Race 8, BM62, Distance 1120m, Mowbray - Offset 9m

Compilation date: November 11, 2013, 12:18:17 PM (EST)

StrideMaster predicted tempo is: Even.

Barrier	TAB no.	Horse	Starts	Back	Midfield	Forward
1	7	Cool Partner	5			
2	5	On Toast	4			
3	6	Our Monashee	5			
4	8	Bring Me Sunshine	5			
5	2	Hotham Street	4			
6	4	Lottie's Lady	5			
7	3	Sienna of Sydney	5			
8	1	Cambalara	5			

StrideMASTER Speed Maps are generated using each horse's settled positions from their previous starts. The settled position is usually taken at the second 200m sectional crossing point in the race. This report is automatically generated from the StrideMASTER database using historical data from the horse's previous starts.

**Disclaimer.**
















Tasracing Pty Ltd and Thoroughbred Ratings Pty Ltd accepts no responsibility for the completeness or accuracy of any of the information contained herein, and makes no representations about its suitability for any particular purpose. Users should make their own judgements about those matters and/or seek independent advice. You assume all risks associated with use of the data provided on this page.

# Speed Map

November 13, 2013, Race 9, BM62, Distance 2150m, Mowbray - Offset 9m

Compilation date: November 11, 2013, 12:18:17 PM (EST)

StrideMaster predicted tempo is: Slow.

Barrier	TAB no.	Horse	Starts	Back	Midfield	Forward
1	12	Master Joseph	5			
2	15	Keep Racing	4			
3	11	Larmar Hall	5			
4	13	Coin Toss	5			
5	10	Mary's Cinder	5			
6	4	Burlington	5			
7	1	Knots Sister	5			
8	6	Status Seeker	5			
9	5	A Touch of Shades	4			
10	3	Royal Beluga	5			
11	9	One More Beer	1			
12	7	Da Ponte	5			
13	14	Make Us Richo	3			
14	8	Evil Intent	5			
15	2	Certain Shine	5			

StrideMASTER Speed Maps are generated using each horse's settled positions from their previous starts. The settled position is usually taken at the second 200m sectional crossing point in the race. This report is automatically generated from the StrideMASTER database using historical data from the horse's previous starts.

**Disclaimer.**

Tasracing Pty Ltd and Thoroughbred Ratings Pty Ltd accepts no responsibility for the completeness or accuracy of any of the information contained herein, and makes no representations about its suitability for any particular purpose. Users should make their own judgements about those matters and/or seek independent advice. You assume all risks associated with use of the data provided on this page.