



## Speed Map

Tasmanian Turf Club, Launceston, November 20, 2013

### Form Guide

Compilation date: November 18, 2013, 12:44:20 PM (EST)

Copyright © 2013 Tasracing Pty Ltd. All rights reserved.

### Trademarks.

StrideMASTER is a registered trademark of Thoroughbred Ratings Pty Ltd.

### Disclaimer.













Tasracing Pty Ltd and Thoroughbred Ratings Pty Ltd accepts no responsibility for the completeness or accuracy of any of the information contained herein, and makes no representations about its suitability for any particular purpose. Users should make their own judgements about those matters and/or seek independent advice. You assume all risks associated with use of the data provided on this page.

# Speed Map

November 20, 2013, Race 1, MDN-SW, Distance 1200m, Mowbray - Offset 0m

Compilation date: November 18, 2013, 12:44:21 PM (EST)

StrideMaster predicted tempo is: Even.

Barrier	TAB no.	Horse	Starts	Back	Midfield	Forward
1	12	Just Mouse	0			
2	3	Persian	1			
3	15	Libby's Quest	3			
4	1	Bullseye	2			
5	11	Joyville	0			
6	7	Abinka	0			
7	10	Eagle Flight	3			
8	5	Sendero	1			
9	14	Vision Touch	1			
10	16	Intervator	4			
11	4	Savoire Step	4			
12	6	Victory Medal	1			
13	9	Calligraphy	1			
14	13	Spirit of Nia	1			
15	2	One to Come	2			
16	8	At the Weekend	0			

StrideMASTER Speed Maps are generated using each horse's settled positions from their previous starts. The settled position is usually taken at the second 200m sectional crossing point in the race. This report is automatically generated from the StrideMASTER database using historical data from the horse's previous starts.

**Disclaimer.**
















Tasracing Pty Ltd and Thoroughbred Ratings Pty Ltd accepts no responsibility for the completeness or accuracy of any of the information contained herein, and makes no representations about its suitability for any particular purpose. Users should make their own judgements about those matters and/or seek independent advice. You assume all risks associated with use of the data provided on this page.

# Speed Map

November 20, 2013, Race 2, MDN-SW, Distance 1200m, Mowbray - Offset 0m

Compilation date: November 18, 2013, 12:44:21 PM (EST)

StrideMaster predicted tempo is: Even.

Barrier	TAB no.	Horse	Starts	Back	Midfield	Forward
1	11	Tough Lilly	0			
2	12	Cielo Duro	3			
3	4	Port Light	5			
4	7	Big Tilly	1			
5	14	Sedate	1			
6	10	Novaell	5			
7	5	Full Magnum	3			
8	15	Kaiteri	5			
9	9	Foreign Lady	4			
10	13	Hoop	4			
11	8	Canny Cross	1			
12	6	Sid the Sloth	2			
13	2	Mygreyhorse	5			
14	16	King of Devonshire	4			
15	1	Bullet Kingdom	4			
16	3	Nature's Extract	1			

StrideMASTER Speed Maps are generated using each horse's settled positions from their previous starts. The settled position is usually taken at the second 200m sectional crossing point in the race. This report is automatically generated from the StrideMASTER database using historical data from the horse's previous starts.

**Disclaimer.**

















Tasracing Pty Ltd and Thoroughbred Ratings Pty Ltd accepts no responsibility for the completeness or accuracy of any of the information contained herein, and makes no representations about its suitability for any particular purpose. Users should make their own judgements about those matters and/or seek independent advice. You assume all risks associated with use of the data provided on this page.

# Speed Map

November 20, 2013, Race 3, MDN/CL1-SW, Distance 2100m, Mowbray - Offset 0m

Compilation date: November 18, 2013, 12:44:21 PM (EST)

StrideMaster predicted tempo is: Even.

Barrier	TAB no.	Horse	Starts	Back	Midfield	Forward
1	7	Evil Intent	5			
2	12	Stallari	4			
3	16	Eastern Moon	5			
4	14	Quest for Broadway	5			
5	15	Unbroken Spirit	5			
6	13	Clamouring	4			
7	2	Argentinian Storm	5			
8	5	Brinktop	5			
9	11	One More Beer	2			
10	4	Barely a Secret	4			
11	6	Coin Toss	5			
12	10	Maleesh	5			
13	9	Make Us Richo	4			
14	3	At St Davids	2			
15	1	Gee Gee Black Fury	5			
16	8	Keep Racing	4			

StrideMASTER Speed Maps are generated using each horse's settled positions from their previous starts. The settled position is usually taken at the second 200m sectional crossing point in the race. This report is automatically generated from the StrideMASTER database using historical data from the horse's previous starts.

**Disclaimer.**

















Tasracing Pty Ltd and Thoroughbred Ratings Pty Ltd accepts no responsibility for the completeness or accuracy of any of the information contained herein, and makes no representations about its suitability for any particular purpose. Users should make their own judgements about those matters and/or seek independent advice. You assume all risks associated with use of the data provided on this page.

# Speed Map

November 20, 2013, Race 4, BM78, Distance 1200m, Mowbray - Offset 0m

Compilation date: November 18, 2013, 12:44:21 PM (EST)

StrideMaster predicted tempo is: Even.

Barrier	TAB no.	Horse	Starts	Back	Midfield	Forward
1	3	Lightly Spiced	5			
2	13	Darchill	4			
3	16	Crystal Reef	4			
4	8	Minute Repeater	4			
5	6	Ladali	5			
6	12	Streetwise Savoie	5			
7	1	Prevailing	4			
8	2	Pengalas Gee Gee	5			
9	7	Loaded Owners	4			
10	4	Prince Obama	1			
11	9	Royal Rapture	5			
12	10	Forest Sky	5			
13	14	Bertie's Bells	5			
14	15	Bianforgetful	4			
15	5	Terra Amata	5			
16	11	Miswaki Call	5			

StrideMASTER Speed Maps are generated using each horse's settled positions from their previous starts. The settled position is usually taken at the second 200m sectional crossing point in the race. This report is automatically generated from the StrideMASTER database using historical data from the horse's previous starts.

#### Disclaimer.
















Tasracing Pty Ltd and Thoroughbred Ratings Pty Ltd accepts no responsibility for the completeness or accuracy of any of the information contained herein, and makes no representations about its suitability for any particular purpose. Users should make their own judgements about those matters and/or seek independent advice. You assume all risks associated with use of the data provided on this page.

# Speed Map

November 20, 2013, Race 5, BM68, Distance 1600m, Mowbray - Offset 0m

Compilation date: November 18, 2013, 12:44:21 PM (EST)

StrideMaster predicted tempo is: Even.

Barrier	TAB no.	Horse	Starts	Back	Midfield	Forward
1	9	Beer Belly	4			
2	13	Burlington	5			
3	15	Red Eagle	5			
4	3	Sandeep	5			
5	8	Peron Dunes	5			
6	7	Visual Effects	5			
7	10	Espressardo	5			
8	1	Uboa	3			
9	2	Aslanyon	5			
10	12	Way to Go Telesto	5			
11	6	Savannah Cat	4			
12	5	Hot to Trot	5			
13	14	Ramaru	4			
14	4	The Producer	5			
15	11	Destiny's Girl	5			

StrideMASTER Speed Maps are generated using each horse's settled positions from their previous starts. The settled position is usually taken at the second 200m sectional crossing point in the race. This report is automatically generated from the StrideMASTER database using historical data from the horse's previous starts.

**Disclaimer.**












Tasracing Pty Ltd and Thoroughbred Ratings Pty Ltd accepts no responsibility for the completeness or accuracy of any of the information contained herein, and makes no representations about its suitability for any particular purpose. Users should make their own judgements about those matters and/or seek independent advice. You assume all risks associated with use of the data provided on this page.

# Speed Map

November 20, 2013, Race 6, NWMRKT HCP, Distance 1200m, Mowbray - Offset 0m

Compilation date: November 18, 2013, 12:44:21 PM (EST)

StrideMaster predicted tempo is: Even.

Barrier	TAB no.	Horse	Starts	Back	Midfield	Forward
1	7	Too Many Reds	5			
2	1	Geegees Blackflash	5			
3	2	The Cleaner	4			
4	11	Sh'bourne Spirit	5			
5	3	Rebel Bride	5			
6	5	Bocuse	0			
7	6	Arenzano	5			
8	12	Regio	5			
9	9	Jakcorijim	5			
10	10	Jay Bee's Gee Gee	5			
11	8	Innocent Gamble	5			
12	4	Black 'n' Tough	5			

StrideMASTER Speed Maps are generated using each horse's settled positions from their previous starts. The settled position is usually taken at the second 200m sectional crossing point in the race. This report is automatically generated from the StrideMASTER database using historical data from the horse's previous starts.

#### Disclaimer.













Tasracing Pty Ltd and Thoroughbred Ratings Pty Ltd accepts no responsibility for the completeness or accuracy of any of the information contained herein, and makes no representations about its suitability for any particular purpose. Users should make their own judgements about those matters and/or seek independent advice. You assume all risks associated with use of the data provided on this page.

# Speed Map

November 20, 2013, Race 7, CL1, Distance 1200m, Mowbray - Offset 0m

Compilation date: November 18, 2013, 12:44:21 PM (EST)

StrideMaster predicted tempo is: Even.

Barrier	TAB no.	Horse	Starts	Back	Midfield	Forward
1	4	Vigilante	4			
2	5	Geegees Soprano	4			
3	9	Allgone	5			
4	12	Coastal Rose	4			
5	1	Laharun	1			
6	8	Royal Knave	5			
7	2	Sir Joey	5			
8	3	Holy Cat	5			
9	11	Kissaway	5			
10	7	Miss Eye Candy	5			
11	6	Honey Four Us	5			
12	10	Inxeeblack	5			

StrideMASTER Speed Maps are generated using each horse's settled positions from their previous starts. The settled position is usually taken at the second 200m sectional crossing point in the race. This report is automatically generated from the StrideMASTER database using historical data from the horse's previous starts.

**Disclaimer.**

Tasracing Pty Ltd and Thoroughbred Ratings Pty Ltd accepts no responsibility for the completeness or accuracy of any of the information contained herein, and makes no representations about its suitability for any particular purpose. Users should make their own judgements about those matters and/or seek independent advice. You assume all risks associated with use of the data provided on this page.













# Speed Map

November 20, 2013, Race 8, BM62, Distance 1400m, Mowbray - Offset 0m

Compilation date: November 18, 2013, 12:44:21 PM (EST)

StrideMaster predicted tempo is: Even.

Barrier	TAB no.	Horse	Starts	Back	Midfield	Forward
1	2	Fanesto	5			
2	1	Fillout the Ticket	5			
3	4	Westering Home	5			
4	9	Onthecountofthree	4			
5	5	Hired Gun	4			
6	10	Just Grand	5			
7	8	Gee Gees Cool Kid	4			
8	7	Molvivre	5			
9	6	Savvy Princess	5			
10	3	Ourmaher	5			

StrideMASTER Speed Maps are generated using each horse's settled positions from their previous starts. The settled position is usually taken at the second 200m sectional crossing point in the race. This report is automatically generated from the StrideMASTER database using historical data from the horse's previous starts.

#### Disclaimer.











Tasracing Pty Ltd and Thoroughbred Ratings Pty Ltd accepts no responsibility for the completeness or accuracy of any of the information contained herein, and makes no representations about its suitability for any particular purpose. Users should make their own judgements about those matters and/or seek independent advice. You assume all risks associated with use of the data provided on this page.

# Speed Map

November 20, 2013, Race 9, BM62, Distance 1400m, Mowbray - Offset 0m

Compilation date: November 18, 2013, 12:44:21 PM (EST)

StrideMaster predicted tempo is: Even.

Barrier	TAB no.	Horse	Starts	Back	Midfield	Forward
1	6	Guru Rez	5			
2	10	Master Joseph	5			
3	7	Faster Than Cows	5			
4	1	Flash Al Moon	5			
5	5	Date And Sign	5			
6	3	Staples Gee Gee	4			
7	4	Am I There Yet	4			
8	8	Gee Gee Miss Bee	5			
9	9	Satin 'n' Rose	1			
10	2	Landstar	4			

StrideMASTER Speed Maps are generated using each horse's settled positions from their previous starts. The settled position is usually taken at the second 200m sectional crossing point in the race. This report is automatically generated from the StrideMASTER database using historical data from the horse's previous starts.

#### Disclaimer.

Tasracing Pty Ltd and Thoroughbred Ratings Pty Ltd accepts no responsibility for the completeness or accuracy of any of the information contained herein, and makes no representations about its suitability for any particular purpose. Users should make their own judgements about those matters and/or seek independent advice. You assume all risks associated with use of the data provided on this page.