



## Speed Map

Tasmanian Turf Club, Launceston, November 27, 2013

### Form Guide

Compilation date: November 27, 2013, 7:59:30 AM (EST)

Copyright © 2013 Tasracing Pty Ltd. All rights reserved.

### Trademarks.

StrideMASTER is a registered trademark of Thoroughbred Ratings Pty Ltd.

### Disclaimer.


















Tasracing Pty Ltd and Thoroughbred Ratings Pty Ltd accepts no responsibility for the completeness or accuracy of any of the information contained herein, and makes no representations about its suitability for any particular purpose. Users should make their own judgements about those matters and/or seek independent advice. You assume all risks associated with use of the data provided on this page.

# Speed Map

November 27, 2013, Race 1, MDN-SW, Distance 1200m, Mowbray - Offset 3m

Compilation date: November 27, 2013, 7:59:31 AM (EST)

StrideMaster predicted tempo is: Fast.

Barrier	TAB no.	Horse	Starts	Back	Midfield	Forward
1	17	Foreign Lady	4			
2	10	Helera	1			
3	15	Libby's Quest	3			
4	14	Stella Etoile	1			
5	4	Sir Halliday	2			
6	1	Crabby Ness	5			
7	6	West Cardiff	1			
8	3	Lago Prince	4			
9	13	Northern Lady	0			
10	8	Churinga	1			
11	16	Intervator	4			
12	18	Cheerful Gee Gee	4			
13	5	Trelew	1			
14	9	Fracassare	2			
15	11	Down to the Wire	3			
16	12	Incum Coming	1			
17	2	Holyian	2			
18	7	Celtic Dawn	1			

StrideMASTER Speed Maps are generated using each horse's settled positions from their previous starts. The settled position is usually taken at the second 200m sectional crossing point in the race. This report is automatically generated from the StrideMASTER database using historical data from the horse's previous starts.

**Disclaimer.**












Tasracing Pty Ltd and Thoroughbred Ratings Pty Ltd accepts no responsibility for the completeness or accuracy of any of the information contained herein, and makes no representations about its suitability for any particular purpose. Users should make their own judgements about those matters and/or seek independent advice. You assume all risks associated with use of the data provided on this page.

# Speed Map

November 27, 2013, Race 2, MDN-SW, Distance 1400m, Mowbray - Offset 3m

Compilation date: November 27, 2013, 7:59:32 AM (EST)

StrideMaster predicted tempo is: Even.

Barrier	TAB no.	Horse	Starts	Back	Midfield	Forward
1	12	Alive	5			
2	11	One At a Time	4			
3	5	Calma D'oro	0			
4	6	Moonless	3			
5	7	Moroccan Gold	1			
6	3	Master Alfred	5			
7	9	Chimed Inn	1			
8	8	Unparalleled	5			
9	13	Helianthus	1			
10	4	Rattle'n'battle	4			
11	2	Koutoufides	4			
12	1	General Gee Gee	5			
13	10	High Hill	0			

StrideMASTER Speed Maps are generated using each horse's settled positions from their previous starts. The settled position is usually taken at the second 200m sectional crossing point in the race. This report is automatically generated from the StrideMASTER database using historical data from the horse's previous starts.

#### Disclaimer.













Tasracing Pty Ltd and Thoroughbred Ratings Pty Ltd accepts no responsibility for the completeness or accuracy of any of the information contained herein, and makes no representations about its suitability for any particular purpose. Users should make their own judgements about those matters and/or seek independent advice. You assume all risks associated with use of the data provided on this page.

# Speed Map

November 27, 2013, Race 3, CL1, Distance 1400m, Mowbray - Offset 3m

Compilation date: November 27, 2013, 7:59:32 AM (EST)

StrideMaster predicted tempo is: Even.

Barrier	TAB no.	Horse	Starts	Back	Midfield	Forward
1	6	Westana	5			
2	11	Gee Gees Prairie	4			
3	2	Len's Luck	4			
4	8	Neconni Girl	5			
5	7	Zabibo	5			
6	10	Novaover	5			
7	4	Gee Gees Showboy	4			
8	5	Saturn Shimmy	4			
9	9	Speedy Sort	5			
10	1	Keukenhof	4			
11	12	Ordain	4			
12	3	All Cheer	5			

StrideMASTER Speed Maps are generated using each horse's settled positions from their previous starts. The settled position is usually taken at the second 200m sectional crossing point in the race. This report is automatically generated from the StrideMASTER database using historical data from the horse's previous starts.

**Disclaimer.**














Tasracing Pty Ltd and Thoroughbred Ratings Pty Ltd accepts no responsibility for the completeness or accuracy of any of the information contained herein, and makes no representations about its suitability for any particular purpose. Users should make their own judgements about those matters and/or seek independent advice. You assume all risks associated with use of the data provided on this page.

# Speed Map

November 27, 2013, Race 4, BM78, Distance 1400m, Mowbray - Offset 3m

Compilation date: November 27, 2013, 7:59:32 AM (EST)

StrideMaster predicted tempo is: Even.

Barrier	TAB no.	Horse	Starts	Back	Midfield	Forward
1	1	Unoaked	5			
2	10	Darchill	4			
3	2	Secuma	5			
4	7	Fair Colony	5			
5	9	Clan McLeod	4			
6	11	Digger's Sunrise	5			
7	12	Fashion Label	4			
8	6	Blacko	5			
9	13	Settler's Joy	3			
10	8	Allegro Dehere	4			
11	4	Barysh Quest	5			
12	5	Tuktoyaktuk	5			
13	3	Neil's Gold	5			

StrideMASTER Speed Maps are generated using each horse's settled positions from their previous starts. The settled position is usually taken at the second 200m sectional crossing point in the race. This report is automatically generated from the StrideMASTER database using historical data from the horse's previous starts.

**Disclaimer.**











Tasracing Pty Ltd and Thoroughbred Ratings Pty Ltd accepts no responsibility for the completeness or accuracy of any of the information contained herein, and makes no representations about its suitability for any particular purpose. Users should make their own judgements about those matters and/or seek independent advice. You assume all risks associated with use of the data provided on this page.

# Speed Map

November 27, 2013, Race 5, CL1, Distance 1100m, Mowbray - Offset 3m

Compilation date: November 27, 2013, 7:59:32 AM (EST)

StrideMaster predicted tempo is: Fast.

Barrier	TAB no.	Horse	Starts	Back	Midfield	Forward
1	10	Dartel	5			
2	1	Bel Ombre	5			
3	3	Ash for Cash	4			
4	6	Searlait	3			
5	4	Cool Partner	5			
6	2	Vedo	2			
7	7	Geegees Hawkeye	5			
8	8	Gocarma	1			
9	5	Honey Four Us	5			
10	9	King of Devonshire	4			

StrideMASTER Speed Maps are generated using each horse's settled positions from their previous starts. The settled position is usually taken at the second 200m sectional crossing point in the race. This report is automatically generated from the StrideMASTER database using historical data from the horse's previous starts.

**Disclaimer.**













Tasracing Pty Ltd and Thoroughbred Ratings Pty Ltd accepts no responsibility for the completeness or accuracy of any of the information contained herein, and makes no representations about its suitability for any particular purpose. Users should make their own judgements about those matters and/or seek independent advice. You assume all risks associated with use of the data provided on this page.

# Speed Map

November 27, 2013, Race 6, CL2, Distance 1200m, Mowbray - Offset 3m

Compilation date: November 27, 2013, 7:59:32 AM (EST)

StrideMaster predicted tempo is: Even.

Barrier	TAB no.	Horse	Starts	Back	Midfield	Forward
1	4	Symbol of Freedom	4			
2	5	Volcanic Sky	3			
3	6	Espry	5			
4	7	Hotham Street	4			
5	11	Miss Elsa	5			
6	10	Zarimby	5			
7	9	Refuse to Lose	5			
8	12	Footbolt	4			
9	8	Wakefield	5			
10	1	Alarmist	4			
11	3	Red Eagle	5			
12	2	Freddie Two Shoes	4			

StrideMASTER Speed Maps are generated using each horse's settled positions from their previous starts. The settled position is usually taken at the second 200m sectional crossing point in the race. This report is automatically generated from the StrideMASTER database using historical data from the horse's previous starts.

**Disclaimer.**










Tasracing Pty Ltd and Thoroughbred Ratings Pty Ltd accepts no responsibility for the completeness or accuracy of any of the information contained herein, and makes no representations about its suitability for any particular purpose. Users should make their own judgements about those matters and/or seek independent advice. You assume all risks associated with use of the data provided on this page.

# Speed Map

November 27, 2013, Race 7, BM68, Distance 2100m, Mowbray - Offset 3m

Compilation date: November 27, 2013, 7:59:32 AM (EST)

StrideMaster predicted tempo is: Fast.

Barrier	TAB no.	Horse	Starts	Back	Midfield	Forward
1	1	Tree Bandit	5			
2	4	Stacy Ann	4			
3	9	Master Joseph	5			
4	5	A Touch of Shades	4			
5	6	Future Dividend	5			
6	8	Status Seeker	5			
7	2	Knots Sister	5			
8	3	Spotluck	5			
9	7	Certain Shine	5			

StrideMASTER Speed Maps are generated using each horse's settled positions from their previous starts. The settled position is usually taken at the second 200m sectional crossing point in the race. This report is automatically generated from the StrideMASTER database using historical data from the horse's previous starts.

#### Disclaimer.

Tasracing Pty Ltd and Thoroughbred Ratings Pty Ltd accepts no responsibility for the completeness or accuracy of any of the information contained herein, and makes no representations about its suitability for any particular purpose. Users should make their own judgements about those matters and/or seek independent advice. You assume all risks associated with use of the data provided on this page.















# Speed Map

November 27, 2013, Race 8, MDN/CL1-SW, Distance 1600m, Mowbray - Offset 3m

Compilation date: November 27, 2013, 7:59:32 AM (EST)

StrideMaster predicted tempo is: Even.

Barrier	TAB no.	Horse	Starts	Back	Midfield	Forward
1	6	Delago Delight	5			
2	2	Flanker	5			
3	10	Delightful Weekend	5			
4	8	Mulholland	5			
5	1	Da Ponte	5			
6	9	Chips	5			
7	3	Gee Gees Cool Kid	5			
8	11	Elzevier	4			
9	4	Gee Gee Black Fury	5			
10	12	Sonetto	5			
11	5	Coin Toss	5			
12	7	Kentucky Tea	4			

StrideMASTER Speed Maps are generated using each horse's settled positions from their previous starts. The settled position is usually taken at the second 200m sectional crossing point in the race. This report is automatically generated from the StrideMASTER database using historical data from the horse's previous starts.

**Disclaimer.**












Tasracing Pty Ltd and Thoroughbred Ratings Pty Ltd accepts no responsibility for the completeness or accuracy of any of the information contained herein, and makes no representations about its suitability for any particular purpose. Users should make their own judgements about those matters and/or seek independent advice. You assume all risks associated with use of the data provided on this page.

# Speed Map

November 27, 2013, Race 9, MDN/CL1-SW, Distance 1600m, Mowbray - Offset 3m

Compilation date: November 27, 2013, 7:59:32 AM (EST)

StrideMaster predicted tempo is: Even.

Barrier	TAB no.	Horse	Starts	Back	Midfield	Forward
1	9	Geegees Martini	5			
2	2	Smoke 'n' Whisky	0			
3	1	Mister Baldock	5			
4	10	Mr Moonshine	4			
5	7	Known About Town	4			
6	12	Knots And Crosses	3			
7	6	Getaway Gold	5			
8	8	Satin 'n' Rose	2			
9	4	All I Got	4			
10	3	Testa Gee Gee	5			
11	5	Credit Trader	3			
12	11	Lacey Azz	5			

StrideMASTER Speed Maps are generated using each horse's settled positions from their previous starts. The settled position is usually taken at the second 200m sectional crossing point in the race. This report is automatically generated from the StrideMASTER database using historical data from the horse's previous starts.

**Disclaimer.**

Tasracing Pty Ltd and Thoroughbred Ratings Pty Ltd accepts no responsibility for the completeness or accuracy of any of the information contained herein, and makes no representations about its suitability for any particular purpose. Users should make their own judgements about those matters and/or seek independent advice. You assume all risks associated with use of the data provided on this page.