



Speed Map

Tasmanian Turf Club, Launceston, December 04, 2013

Form Guide

Compilation date: December 2, 2013, 12:18:51 PM (EST)

Copyright © 2013 Tasracing Pty Ltd. All rights reserved.

Trademarks.

StrideMASTER is a registered trademark of Thoroughbred Ratings Pty Ltd.

Disclaimer.



















Tasracing Pty Ltd and Thoroughbred Ratings Pty Ltd accepts no responsibility for the completeness or accuracy of any of the information contained herein, and makes no representations about its suitability for any particular purpose. Users should make their own judgements about those matters and/or seek independent advice. You assume all risks associated with use of the data provided on this page.

Speed Map

December 04, 2013, Race 1, MDN-SW, Distance 1400m, Mowbray - Offset 5m

Compilation date: December 2, 2013, 12:18:51 PM (EST)

StrideMaster predicted tempo is: Even.

Barrier	TAB no.	Horse	Starts	Back	Midfield	Forward
1	14	Questions	1			
2	15	Hoop	4			
3	17	Canny Cross	2			
4	4	He's Feisty	2			
5	1	Bullet Kingdom	5			
6	19	Assassin Le Beau	5			
7	8	Loveyoulikeinever	4			
8	9	Rhiannons Gold	0			
9	16	Master Alfred	5			
10	18	Neil's On Target	5			
11	5	Our Mummy's Boy	3			
12	13	Cielo Duro	4			
13	7	Victory Medal	2			
14	11	Calligraphy	2			
15	12	Chilli Quest	4			
16	10	Abinka	1			
17	3	Full Magnum	4			
18	6	Sid the Sloth	3			
19	2	Mygreyhorse	5			

StrideMASTER Speed Maps are generated using each horse's settled positions from their previous starts. The settled position is usually taken at the second 200m sectional crossing point in the race. This report is automatically generated from the StrideMASTER database using historical data from the horse's previous starts.

Disclaimer.


















Tasracing Pty Ltd and Thoroughbred Ratings Pty Ltd accepts no responsibility for the completeness or accuracy of any of the information contained herein, and makes no representations about its suitability for any particular purpose. Users should make their own judgements about those matters and/or seek independent advice. You assume all risks associated with use of the data provided on this page.

Speed Map

December 04, 2013, Race 2, MDN/CL1-SW, Distance 1600m, Mowbray - Offset 5m

Compilation date: December 2, 2013, 12:18:52 PM (EST)

StrideMaster predicted tempo is: Even.

Barrier	TAB no.	Horse	Starts	Back	Midfield	Forward
1	11	Rum Trader	2			
2	2	Keukenhof	4			
3	8	General Gee Gee	5			
4	13	Elzevier	5			
5	3	Mister Baldock	4			
6	10	Maleesh	5			
7	12	Carnelian Crystal	4			
8	6	Acacia Bloom	4			
9	9	Lake Nive	5			
10	4	Player One	5			
11	16	Sonetto	5			
12	14	Weekend Winner	3			
13	7	Count the Stars	5			
14	1	Flanker	5			
15	15	Inxeeblack	5			
16	5	Sweet Ginger Brown	5			
17	17	Ordain	4			

StrideMASTER Speed Maps are generated using each horse's settled positions from their previous starts. The settled position is usually taken at the second 200m sectional crossing point in the race. This report is automatically generated from the StrideMASTER database using historical data from the horse's previous starts.

Disclaimer.













Tasracing Pty Ltd and Thoroughbred Ratings Pty Ltd accepts no responsibility for the completeness or accuracy of any of the information contained herein, and makes no representations about its suitability for any particular purpose. Users should make their own judgements about those matters and/or seek independent advice. You assume all risks associated with use of the data provided on this page.

Speed Map

December 04, 2013, Race 3, BM62, Distance 1400m, Mowbray - Offset 5m

Compilation date: December 2, 2013, 12:18:52 PM (EST)

StrideMaster predicted tempo is: Even.

Barrier	TAB no.	Horse	Starts	Back	Midfield	Forward
1	10	Gee Gee Miss Bee	5			
2	9	Faster Than Cows	5			
3	6	Symbol of Freedom	4			
4	11	Josies Gee Gee	5			
5	3	Musique Player	4			
6	2	Sienna of Sydney	5			
7	1	Fillout the Ticket	5			
8	12	Allgone	5			
9	4	Ourmaher	5			
10	8	Dalkeith Dancer	4			
11	7	Guru Rez	5			
12	5	Overproof	5			

StrideMASTER Speed Maps are generated using each horse's settled positions from their previous starts. The settled position is usually taken at the second 200m sectional crossing point in the race. This report is automatically generated from the StrideMASTER database using historical data from the horse's previous starts.

Disclaimer.


















Tasracing Pty Ltd and Thoroughbred Ratings Pty Ltd accepts no responsibility for the completeness or accuracy of any of the information contained herein, and makes no representations about its suitability for any particular purpose. Users should make their own judgements about those matters and/or seek independent advice. You assume all risks associated with use of the data provided on this page.

Speed Map

December 04, 2013, Race 4, BM68, Distance 1600m, Mowbray - Offset 5m

Compilation date: December 2, 2013, 12:18:52 PM (EST)

StrideMaster predicted tempo is: Fast.

Barrier	TAB no.	Horse	Starts	Back	Midfield	Forward
1	13	Destiny's Girl	5			
2	17	Master Joseph	5			
3	3	The Producer	4			
4	9	Landstar	4			
5	15	Staples Gee Gee	4			
6	11	Beer Belly	5			
7	7	Tree Bandit	5			
8	12	Settler's Joy	4			
9	10	Savannah Cat	4			
10	16	Peron Dunes	5			
11	8	Digger's Sunrise	5			
12	2	Wallis	5			
13	5	Westering Home	4			
14	14	Miss It And a Bit	5			
15	6	Reach the Moon	5			
16	1	Sandeep	5			
17	4	Hot to Trot	5			

StrideMASTER Speed Maps are generated using each horse's settled positions from their previous starts. The settled position is usually taken at the second 200m sectional crossing point in the race. This report is automatically generated from the StrideMASTER database using historical data from the horse's previous starts.

Disclaimer.











Tasracing Pty Ltd and Thoroughbred Ratings Pty Ltd accepts no responsibility for the completeness or accuracy of any of the information contained herein, and makes no representations about its suitability for any particular purpose. Users should make their own judgements about those matters and/or seek independent advice. You assume all risks associated with use of the data provided on this page.

Speed Map

December 04, 2013, Race 5, 3Y-SWP, Distance 1200m, Mowbray - Offset 5m

Compilation date: December 2, 2013, 12:18:52 PM (EST)

StrideMaster predicted tempo is: Fast.

Barrier	TAB no.	Horse	Starts	Back	Midfield	Forward
1	8	Bernaurd	1			
2	2	Gee Gees Style	5			
3	3	Havana Stash	5			
4	10	Geegees Hot Hussie	5			
5	9	Geegees Velvet	5			
6	1	Inner Warrior	5			
7	5	Frolicked	4			
8	7	Vigilante	4			
9	6	Sir Joey	5			
10	4	Quest Master	3			

StrideMASTER Speed Maps are generated using each horse's settled positions from their previous starts. The settled position is usually taken at the second 200m sectional crossing point in the race. This report is automatically generated from the StrideMASTER database using historical data from the horse's previous starts.

Disclaimer.







Tasracing Pty Ltd and Thoroughbred Ratings Pty Ltd accepts no responsibility for the completeness or accuracy of any of the information contained herein, and makes no representations about its suitability for any particular purpose. Users should make their own judgements about those matters and/or seek independent advice. You assume all risks associated with use of the data provided on this page.

Speed Map

December 04, 2013, Race 6, WFA, Distance 1400m, Mowbray - Offset 5m

Compilation date: December 2, 2013, 12:18:52 PM (EST)

StrideMaster predicted tempo is: Even.

Barrier	TAB no.	Horse	Starts	Back	Midfield	Forward
1	5	Rebel Bride	5			
2	1	Geegees Blackflash	5			
3	4	Forest Sky	5			
4	3	Spy Wears Prado	5			
5	2	Prevailing	5			
6	6	Black 'n' Tough	5			

StrideMASTER Speed Maps are generated using each horse's settled positions from their previous starts. The settled position is usually taken at the second 200m sectional crossing point in the race. This report is automatically generated from the StrideMASTER database using historical data from the horse's previous starts.

Disclaimer.








Tasracing Pty Ltd and Thoroughbred Ratings Pty Ltd accepts no responsibility for the completeness or accuracy of any of the information contained herein, and makes no representations about its suitability for any particular purpose. Users should make their own judgements about those matters and/or seek independent advice. You assume all risks associated with use of the data provided on this page.

Speed Map

December 04, 2013, Race 7, CL1, Distance 1200m, Mowbray - Offset 5m

Compilation date: December 2, 2013, 12:18:52 PM (EST)

StrideMaster predicted tempo is: Even.

Barrier	TAB no.	Horse	Starts	Back	Midfield	Forward
1	2	Savoire Step	5			
2	6	Kissaway	5			
3	7	Coastal Rose	5			
4	5	Royal Knave	5			
5	4	Isn't Life Strange	4			
6	1	Hellova Street	2			
7	3	Big Tilly	2			

StrideMASTER Speed Maps are generated using each horse's settled positions from their previous starts. The settled position is usually taken at the second 200m sectional crossing point in the race. This report is automatically generated from the StrideMASTER database using historical data from the horse's previous starts.

Disclaimer.









Tasracing Pty Ltd and Thoroughbred Ratings Pty Ltd accepts no responsibility for the completeness or accuracy of any of the information contained herein, and makes no representations about its suitability for any particular purpose. Users should make their own judgements about those matters and/or seek independent advice. You assume all risks associated with use of the data provided on this page.

Speed Map

December 04, 2013, Race 8, CL4, Distance 1200m, Mowbray - Offset 5m

Compilation date: December 2, 2013, 12:18:52 PM (EST)

StrideMaster predicted tempo is: Even.

Barrier	TAB no.	Horse	Starts	Back	Midfield	Forward
1	6	Mossgiel Village	0			
2	5	Yuppony	4			
3	4	Difrent	4			
4	3	Streetwise Savoie	5			
5	7	Date And Sign	5			
6	8	Flash Al Moon	5			
7	9	Lottie's Lady	5			
8	2	Regio	5			
9	1	Huon Knight	4			

StrideMASTER Speed Maps are generated using each horse's settled positions from their previous starts. The settled position is usually taken at the second 200m sectional crossing point in the race. This report is automatically generated from the StrideMASTER database using historical data from the horse's previous starts.

Disclaimer.

Tasracing Pty Ltd and Thoroughbred Ratings Pty Ltd accepts no responsibility for the completeness or accuracy of any of the information contained herein, and makes no representations about its suitability for any particular purpose. Users should make their own judgements about those matters and/or seek independent advice. You assume all risks associated with use of the data provided on this page.