



Speed Map

Tasmanian Turf Club, Launceston, December 11, 2013

Form Guide

Compilation date: December 9, 2013, 12:52:47 PM (EST)

Copyright © 2013 Tasracing Pty Ltd. All rights reserved.

Trademarks.

StrideMASTER is a registered trademark of Thoroughbred Ratings Pty Ltd.

Disclaimer.
















Tasracing Pty Ltd and Thoroughbred Ratings Pty Ltd accepts no responsibility for the completeness or accuracy of any of the information contained herein, and makes no representations about its suitability for any particular purpose. Users should make their own judgements about those matters and/or seek independent advice. You assume all risks associated with use of the data provided on this page.

Speed Map

December 11, 2013, Race 1, MDN/CL1-SW, Distance 1620m, Mowbray - Offset 8m

Compilation date: December 9, 2013, 12:52:48 PM (EST)

StrideMaster predicted tempo is: Even.

Barrier	TAB no.	Horse	Starts	Back	Midfield	Forward
1	15	Dartel	5			
2	10	One At a Time	5			
3	8	Known About Town	4			
4	6	Gee Gee Black Fury	5			
5	2	Gee Gees Cool Kid	5			
6	3	Len's Luck	4			
7	11	Ordain	4			
8	12	Rattle'n'battle	4			
9	5	Zabibo	5			
10	1	Credit Trader	4			
11	14	Delightful Weekend	5			
12	4	Smoke 'n' Whisky	1			
13	13	Satin 'n' Rose	3			
14	7	Allgone	5			
15	9	Novaover	5			

StrideMASTER Speed Maps are generated using each horse's settled positions from their previous starts. The settled position is usually taken at the second 200m sectional crossing point in the race. This report is automatically generated from the StrideMASTER database using historical data from the horse's previous starts.

Disclaimer.












Tasracing Pty Ltd and Thoroughbred Ratings Pty Ltd accepts no responsibility for the completeness or accuracy of any of the information contained herein, and makes no representations about its suitability for any particular purpose. Users should make their own judgements about those matters and/or seek independent advice. You assume all risks associated with use of the data provided on this page.

Speed Map

December 11, 2013, Race 2, MDN-SW, Distance 1420m, Mowbray - Offset 8m

Compilation date: December 9, 2013, 12:52:48 PM (EST)

StrideMaster predicted tempo is: Slow.

Barrier	TAB no.	Horse	Starts	Back	Midfield	Forward
1	11	Down to the Wire	4			
2	12	Intervator	5			
3	2	Geegees Big Buddy	3			
4	5	Unparalleled	5			
5	8	Lady Vee	5			
6	6	Fracassare	3			
7	10	Alive	5			
8	3	Kardomah	2			
9	7	Lacey Blue	3			
10	4	Powercharged	0			
11	1	Lago Prince	5			
12	9	Montana Rush	2			

StrideMASTER Speed Maps are generated using each horse's settled positions from their previous starts. The settled position is usually taken at the second 200m sectional crossing point in the race. This report is automatically generated from the StrideMASTER database using historical data from the horse's previous starts.

Disclaimer.












Tasracing Pty Ltd and Thoroughbred Ratings Pty Ltd accepts no responsibility for the completeness or accuracy of any of the information contained herein, and makes no representations about its suitability for any particular purpose. Users should make their own judgements about those matters and/or seek independent advice. You assume all risks associated with use of the data provided on this page.

Speed Map

December 11, 2013, Race 3, MDN-SW, Distance 1420m, Mowbray - Offset 8m

Compilation date: December 9, 2013, 12:52:48 PM (EST)

StrideMaster predicted tempo is: Slow.

Barrier	TAB no.	Horse	Starts	Back	Midfield	Forward
1	1	Master Alfred	5			
2	7	Helera	2			
3	5	Canny Cross	2			
4	8	High Hill	1			
5	11	Eagle Flight	4			
6	9	Novaell	5			
7	4	Sir Halliday	3			
8	12	Libby's Quest	4			
9	2	Moonless	4			
10	3	Moroccan Gold	2			
11	10	At the Weekend	0			
12	6	Cheerful Gee Gee	4			

StrideMASTER Speed Maps are generated using each horse's settled positions from their previous starts. The settled position is usually taken at the second 200m sectional crossing point in the race. This report is automatically generated from the StrideMASTER database using historical data from the horse's previous starts.

Disclaimer.











Tasracing Pty Ltd and Thoroughbred Ratings Pty Ltd accepts no responsibility for the completeness or accuracy of any of the information contained herein, and makes no representations about its suitability for any particular purpose. Users should make their own judgements about those matters and/or seek independent advice. You assume all risks associated with use of the data provided on this page.

Speed Map

December 11, 2013, Race 4, BM68, Distance 1420m, Mowbray - Offset 8m

Compilation date: December 9, 2013, 12:52:49 PM (EST)

StrideMaster predicted tempo is: Fast.

Barrier	TAB no.	Horse	Starts	Back	Midfield	Forward
1	8	Revenging	5			
2	1	Fair Colony	5			
3	4	Dangerous Geegee	5			
4	6	Red Eagle	5			
5	3	Royal Equerry	5			
6	2	Mega Excel	5			
7	5	Fashion Label	4			
8	9	Overproof	5			
9	10	Esspressardo	5			
10	7	Digger's Sunrise	5			

StrideMASTER Speed Maps are generated using each horse's settled positions from their previous starts. The settled position is usually taken at the second 200m sectional crossing point in the race. This report is automatically generated from the StrideMASTER database using historical data from the horse's previous starts.

Disclaimer.








Tasracing Pty Ltd and Thoroughbred Ratings Pty Ltd accepts no responsibility for the completeness or accuracy of any of the information contained herein, and makes no representations about its suitability for any particular purpose. Users should make their own judgements about those matters and/or seek independent advice. You assume all risks associated with use of the data provided on this page.

Speed Map

December 11, 2013, Race 5, MDN-SW, Distance 1120m, Mowbray - Offset 8m

Compilation date: December 9, 2013, 12:52:49 PM (EST)

StrideMaster predicted tempo is: Fast.

Barrier	TAB no.	Horse	Starts	Back	Midfield	Forward
1	9	Churinga	2			
2	6	Sunset Speed	1			
3	5	Our Casanova	0			
4	3	Geegee's Clang	0			
5	8	West Cardiff	2			
6	4	Lake Fergus	0			
7	7	Trelew	2			
8	11	Holyian	3			
9	10	Must Be Mink	0			
10	1	Crabby Ness	5			
11	2	Home From Work	1			

StrideMASTER Speed Maps are generated using each horse's settled positions from their previous starts. The settled position is usually taken at the second 200m sectional crossing point in the race. This report is automatically generated from the StrideMASTER database using historical data from the horse's previous starts.

Disclaimer.










Tasracing Pty Ltd and Thoroughbred Ratings Pty Ltd accepts no responsibility for the completeness or accuracy of any of the information contained herein, and makes no representations about its suitability for any particular purpose. Users should make their own judgements about those matters and/or seek independent advice. You assume all risks associated with use of the data provided on this page.

Speed Map

December 11, 2013, Race 6, BM78, Distance 2150m, Mowbray - Offset 8m

Compilation date: December 9, 2013, 12:52:49 PM (EST)

StrideMaster predicted tempo is: Even.

Barrier	TAB no.	Horse	Starts	Back	Midfield	Forward
1	5	Spotluck	5			
2	1	Uboa	4			
3	4	Reach the Moon	4			
4	8	Stacy Ann	4			
5	2	Keep the Cash	4			
6	6	Derailleur	5			
7	3	Wallis	5			
8	9	Tsar of Russia	0			
9	10	Mary's Cinder	5			
10	7	Testa Jesta	5			

StrideMASTER Speed Maps are generated using each horse's settled positions from their previous starts. The settled position is usually taken at the second 200m sectional crossing point in the race. This report is automatically generated from the StrideMASTER database using historical data from the horse's previous starts.

Disclaimer.












Tasracing Pty Ltd and Thoroughbred Ratings Pty Ltd accepts no responsibility for the completeness or accuracy of any of the information contained herein, and makes no representations about its suitability for any particular purpose. Users should make their own judgements about those matters and/or seek independent advice. You assume all risks associated with use of the data provided on this page.

Speed Map

December 11, 2013, Race 7, CL2, Distance 1220m, Mowbray - Offset 8m

Compilation date: December 9, 2013, 12:52:49 PM (EST)

StrideMaster predicted tempo is: Even.

Barrier	TAB no.	Horse	Starts	Back	Midfield	Forward
1	10	Searlait	4			
2	1	Freddie Two Shoes	4			
3	4	Bel Ombre	5			
4	6	Another Lad Al	5			
5	11	Selingkuh	4			
6	8	Zarimby	5			
7	7	Miss Eye Candy	5			
8	5	Laharun	1			
9	3	Simon Said Lets Go	5			
10	9	Bazanne	4			
11	2	Not Another Red	5			

StrideMASTER Speed Maps are generated using each horse's settled positions from their previous starts. The settled position is usually taken at the second 200m sectional crossing point in the race. This report is automatically generated from the StrideMASTER database using historical data from the horse's previous starts.

Disclaimer.









Tasracing Pty Ltd and Thoroughbred Ratings Pty Ltd accepts no responsibility for the completeness or accuracy of any of the information contained herein, and makes no representations about its suitability for any particular purpose. Users should make their own judgements about those matters and/or seek independent advice. You assume all risks associated with use of the data provided on this page.

Speed Map

December 11, 2013, Race 8, BM78, Distance 1220m, Mowbray - Offset 8m

Compilation date: December 9, 2013, 12:52:49 PM (EST)

StrideMaster predicted tempo is: Even.

Barrier	TAB no.	Horse	Starts	Back	Midfield	Forward
1	3	Terra Amata	5			
2	8	Flash Al Moon	5			
3	2	What Life Brings	5			
4	1	Pengalas Gee Gee	5			
5	7	Tough At Heart	5			
6	6	Streetwise Savoire	5			
7	4	Ladali	5			
8	5	Miswaki Call	5			

StrideMASTER Speed Maps are generated using each horse's settled positions from their previous starts. The settled position is usually taken at the second 200m sectional crossing point in the race. This report is automatically generated from the StrideMASTER database using historical data from the horse's previous starts.

Disclaimer.













Tasracing Pty Ltd and Thoroughbred Ratings Pty Ltd accepts no responsibility for the completeness or accuracy of any of the information contained herein, and makes no representations about its suitability for any particular purpose. Users should make their own judgements about those matters and/or seek independent advice. You assume all risks associated with use of the data provided on this page.

Speed Map

December 11, 2013, Race 9, BM62, Distance 2150m, Mowbray - Offset 8m

Compilation date: December 9, 2013, 12:52:49 PM (EST)

StrideMaster predicted tempo is: Even.

Barrier	TAB no.	Horse	Starts	Back	Midfield	Forward
1	11	Master Joseph	5			
2	10	Da Ponte	5			
3	7	One More Beer	4			
4	12	Mr Moonshine	5			
5	9	Status Seeker	5			
6	8	Onthecountofthree	5			
7	1	Showing the Faith	5			
8	6	Future Dividend	5			
9	4	Knots Sister	5			
10	5	A Touch of Shades	5			
11	3	Peron Dunes	5			
12	2	Visual Effects	5			

StrideMASTER Speed Maps are generated using each horse's settled positions from their previous starts. The settled position is usually taken at the second 200m sectional crossing point in the race. This report is automatically generated from the StrideMASTER database using historical data from the horse's previous starts.

Disclaimer.

Tasracing Pty Ltd and Thoroughbred Ratings Pty Ltd accepts no responsibility for the completeness or accuracy of any of the information contained herein, and makes no representations about its suitability for any particular purpose. Users should make their own judgements about those matters and/or seek independent advice. You assume all risks associated with use of the data provided on this page.