



Speed Map

Tasmanian Turf Club, Launceston, December 18, 2013

Form Guide

Compilation date: December 16, 2013, 12:32:57 PM (EST)

Copyright © 2013 Tasracing Pty Ltd. All rights reserved.

Trademarks.

StrideMASTER is a registered trademark of Thoroughbred Ratings Pty Ltd.

Disclaimer.










Tasracing Pty Ltd and Thoroughbred Ratings Pty Ltd accepts no responsibility for the completeness or accuracy of any of the information contained herein, and makes no representations about its suitability for any particular purpose. Users should make their own judgements about those matters and/or seek independent advice. You assume all risks associated with use of the data provided on this page.

Speed Map

December 18, 2013, Race 1, MDN-SW, Distance 1200m, Mowbray - Offset 0m

Compilation date: December 16, 2013, 12:32:58 PM (EST)

StrideMaster predicted tempo is: Even.

Barrier	TAB no.	Horse	Starts	Back	Midfield	Forward
1	15	New Vision	4			
2	11	Islington	0			
3	5	It's Flash Al	1			
4	12	Jilly Babe	0			
5	9	Sound Bar	0			
6	3	Game of Thrones	5			
7	13	Northern Lady	1			
8	4	Why is It So	0			
9	6	Leigh John	1			
10	2	Crabby Ness	5			
11	1	Coriace	0			
12	8	Solo Man	1			
13	10	Bonny's Legacy	0			
14	14	Stella Etoile	2			
15	16	Rokeby Lad	4			
16	7	Mensa Magic	0			

StrideMASTER Speed Maps are generated using each horse's settled positions from their previous starts. The settled position is usually taken at the second 200m sectional crossing point in the race. This report is automatically generated from the StrideMASTER database using historical data from the horse's previous starts.

Disclaimer.


















Tasracing Pty Ltd and Thoroughbred Ratings Pty Ltd accepts no responsibility for the completeness or accuracy of any of the information contained herein, and makes no representations about its suitability for any particular purpose. Users should make their own judgements about those matters and/or seek independent advice. You assume all risks associated with use of the data provided on this page.

Speed Map

December 18, 2013, Race 2, CL2, Distance 1400m, Mowbray - Offset 0m

Compilation date: December 16, 2013, 12:32:59 PM (EST)

StrideMaster predicted tempo is: Even.

Barrier	TAB no.	Horse	Starts	Back	Midfield	Forward
1	11	Geegees Red Rock	5			
2	9	Miss Eye Candy	5			
3	15	Josies Gee Gee	5			
4	5	Wakefield	5			
5	8	Guru Rez	4			
6	16	Cool Partner	5			
7	12	Kentucky Tea	4			
8	6	Spinning Jenny	4			
9	2	Keukenhof	5			
10	1	Fillout the Ticket	5			
11	10	Saturn Shimmy	5			
12	13	Acacia Bloom	4			
13	7	Gee Gees Snowhill	5			
14	14	Gee Gee's Lass	5			
15	17	Way to Go Telesto	5			
16	4	Volcanic Sky	4			
17	3	Ourmaher	5			

StrideMASTER Speed Maps are generated using each horse's settled positions from their previous starts. The settled position is usually taken at the second 200m sectional crossing point in the race. This report is automatically generated from the StrideMASTER database using historical data from the horse's previous starts.

Disclaimer.
















Tasracing Pty Ltd and Thoroughbred Ratings Pty Ltd accepts no responsibility for the completeness or accuracy of any of the information contained herein, and makes no representations about its suitability for any particular purpose. Users should make their own judgements about those matters and/or seek independent advice. You assume all risks associated with use of the data provided on this page.

Speed Map

December 18, 2013, Race 3, BM68, Distance 1200m, Mowbray - Offset 0m

Compilation date: December 16, 2013, 12:32:59 PM (EST)

StrideMaster predicted tempo is: Even.

Barrier	TAB no.	Horse	Starts	Back	Midfield	Forward
1	15	Molvivre	5			
2	3	Yuppony	5			
3	1	Bag of Monkeys	5			
4	4	Strait Shot	5			
5	12	Revenging	5			
6	7	Bertie's Bells	5			
7	13	Vision of Beauty	5			
8	6	Tough At Heart	5			
9	10	Lottie's Lady	5			
10	14	Refuse to Lose	5			
11	11	Constant Rhythm	5			
12	2	Miswaki Call	5			
13	9	Sienna of Sydney	5			
14	5	Mossgiel Village	1			
15	8	Heartbreak Lass	5			

StrideMASTER Speed Maps are generated using each horse's settled positions from their previous starts. The settled position is usually taken at the second 200m sectional crossing point in the race. This report is automatically generated from the StrideMASTER database using historical data from the horse's previous starts.

Disclaimer.

















Tasracing Pty Ltd and Thoroughbred Ratings Pty Ltd accepts no responsibility for the completeness or accuracy of any of the information contained herein, and makes no representations about its suitability for any particular purpose. Users should make their own judgements about those matters and/or seek independent advice. You assume all risks associated with use of the data provided on this page.

Speed Map

December 18, 2013, Race 4, 3Y-SW, Distance 1400m, Mowbray - Offset 0m

Compilation date: December 16, 2013, 12:32:59 PM (EST)

StrideMaster predicted tempo is: Even.

Barrier	TAB no.	Horse	Starts	Back	Midfield	Forward
1	7	Geegees Soprano	4			
2	4	Quest Master	4			
3	8	Sir Joey	5			
4	6	Savoire Step	5			
5	2	Gee Gees Style	5			
6	12	Mikaylas Raider	2			
7	15	Persian	3			
8	9	Varian	4			
9	14	Frolicked	5			
10	10	All Cheer	5			
11	13	Geegees Velvet	5			
12	5	Havana Stash	5			
13	1	Grand Tycoon	5			
14	16	Ho Hey	1			
15	11	Gee Gees Showboy	4			
16	3	Inner Warrior	5			

StrideMASTER Speed Maps are generated using each horse's settled positions from their previous starts. The settled position is usually taken at the second 200m sectional crossing point in the race. This report is automatically generated from the StrideMASTER database using historical data from the horse's previous starts.

Disclaimer.










Tasracing Pty Ltd and Thoroughbred Ratings Pty Ltd accepts no responsibility for the completeness or accuracy of any of the information contained herein, and makes no representations about its suitability for any particular purpose. Users should make their own judgements about those matters and/or seek independent advice. You assume all risks associated with use of the data provided on this page.

Speed Map

December 18, 2013, Race 5, MDN-SW, Distance 1600m, Mowbray - Offset 0m

Compilation date: December 16, 2013, 12:32:59 PM (EST)

StrideMaster predicted tempo is: Even.

Barrier	TAB no.	Horse	Starts	Back	Midfield	Forward
1	3	Brandy Straight	1			
2	2	Topiary	0			
3	6	Unparalleled	5			
4	8	Abinka	2			
5	7	Novaell	5			
6	5	Our Mummy's Boy	4			
7	4	Mikaylas Taddy	4			
8	10	Intervator	5			
9	9	Cielo Duro	5			
10	1	General Gee Gee	5			

StrideMASTER Speed Maps are generated using each horse's settled positions from their previous starts. The settled position is usually taken at the second 200m sectional crossing point in the race. This report is automatically generated from the StrideMASTER database using historical data from the horse's previous starts.

Disclaimer.











Tasracing Pty Ltd and Thoroughbred Ratings Pty Ltd accepts no responsibility for the completeness or accuracy of any of the information contained herein, and makes no representations about its suitability for any particular purpose. Users should make their own judgements about those matters and/or seek independent advice. You assume all risks associated with use of the data provided on this page.

Speed Map

December 18, 2013, Race 6, MDN-SW, Distance 1600m, Mowbray - Offset 0m

Compilation date: December 16, 2013, 12:32:59 PM (EST)

StrideMaster predicted tempo is: Slow.

Barrier	TAB no.	Horse	Starts	Back	Midfield	Forward
1	1	Mygreyhorse	5			
2	4	Mr Moonshine	5			
3	5	Sid the Sloth	4			
4	9	Hoop	5			
5	8	Calligraphy	3			
6	10	Libby's Quest	5			
7	3	Full Magnum	5			
8	6	Lady Vee	5			
9	7	Rhiannons Gold	1			
10	2	Rattle'n'battle	4			

StrideMASTER Speed Maps are generated using each horse's settled positions from their previous starts. The settled position is usually taken at the second 200m sectional crossing point in the race. This report is automatically generated from the StrideMASTER database using historical data from the horse's previous starts.

Disclaimer.










Tasracing Pty Ltd and Thoroughbred Ratings Pty Ltd accepts no responsibility for the completeness or accuracy of any of the information contained herein, and makes no representations about its suitability for any particular purpose. Users should make their own judgements about those matters and/or seek independent advice. You assume all risks associated with use of the data provided on this page.

Speed Map

December 18, 2013, Race 7, BM78, Distance 1600m, Mowbray - Offset 0m

Compilation date: December 16, 2013, 12:32:59 PM (EST)

StrideMaster predicted tempo is: Even.

Barrier	TAB no.	Horse	Starts	Back	Midfield	Forward
1	8	Savannah Cat	4			
2	9	Settler's Joy	4			
3	6	Tuktoyaktuk	5			
4	3	Barysh Quest	5			
5	7	Come Follow Me	5			
6	5	Gee Gee's La Quita	5			
7	4	Sandeep	5			
8	1	Lightly Spiced	5			
9	2	Secuma	5			

StrideMASTER Speed Maps are generated using each horse's settled positions from their previous starts. The settled position is usually taken at the second 200m sectional crossing point in the race. This report is automatically generated from the StrideMASTER database using historical data from the horse's previous starts.

Disclaimer.














Tasracing Pty Ltd and Thoroughbred Ratings Pty Ltd accepts no responsibility for the completeness or accuracy of any of the information contained herein, and makes no representations about its suitability for any particular purpose. Users should make their own judgements about those matters and/or seek independent advice. You assume all risks associated with use of the data provided on this page.

Speed Map

December 18, 2013, Race 8, CL1, Distance 1200m, Mowbray - Offset 0m

Compilation date: December 16, 2013, 12:32:59 PM (EST)

StrideMaster predicted tempo is: Even.

Barrier	TAB no.	Horse	Starts	Back	Midfield	Forward
1	10	Chimed Inn	3			
2	4	Sariana's Quest	5			
3	8	In the Frame	2			
4	3	Bernaurd	2			
5	5	Big Tilly	2			
6	14	Diamond Dan	0			
7	7	Smoke 'n' Whisky	1			
8	2	Ash for Cash	5			
9	6	Searlait	5			
10	1	Laharun	2			
11	13	Footbolt	4			
12	9	Just Mouse	1			
13	12	Coastal Rose	5			
14	11	Geeges Hawkeye	5			

StrideMASTER Speed Maps are generated using each horse's settled positions from their previous starts. The settled position is usually taken at the second 200m sectional crossing point in the race. This report is automatically generated from the StrideMASTER database using historical data from the horse's previous starts.

Disclaimer.













Tasracing Pty Ltd and Thoroughbred Ratings Pty Ltd accepts no responsibility for the completeness or accuracy of any of the information contained herein, and makes no representations about its suitability for any particular purpose. Users should make their own judgements about those matters and/or seek independent advice. You assume all risks associated with use of the data provided on this page.

Speed Map

December 18, 2013, Race 9, MDN/CL1-SW, Distance 2100m, Mowbray - Offset 0m

Compilation date: December 16, 2013, 12:32:59 PM (EST)

StrideMaster predicted tempo is: Even.

Barrier	TAB no.	Horse	Starts	Back	Midfield	Forward
1	3	Gee Gee Black Fury	5			
2	2	One More Beer	4			
3	10	Unbroken Spirit	5			
4	4	Evil Intent	5			
5	12	Weekend Winner	4			
6	6	Maleesh	5			
7	11	Knots And Crosses	5			
8	7	Mulholland	5			
9	8	Novaover	5			
10	1	Da Ponte	5			
11	5	Keep Racing	5			
12	9	Sonetto	5			

StrideMASTER Speed Maps are generated using each horse's settled positions from their previous starts. The settled position is usually taken at the second 200m sectional crossing point in the race. This report is automatically generated from the StrideMASTER database using historical data from the horse's previous starts.

Disclaimer.

Tasracing Pty Ltd and Thoroughbred Ratings Pty Ltd accepts no responsibility for the completeness or accuracy of any of the information contained herein, and makes no representations about its suitability for any particular purpose. Users should make their own judgements about those matters and/or seek independent advice. You assume all risks associated with use of the data provided on this page.