



## Speed Map

Tasmanian Racing Club, Hobart, December 21, 2013

### Form Guide

Compilation date: December 19, 2013, 4:14:58 PM (EST)

Copyright © 2013 Tasracing Pty Ltd. All rights reserved.

### Trademarks.

StrideMASTER is a registered trademark of Thoroughbred Ratings Pty Ltd.

### Disclaimer.




Tasracing Pty Ltd and Thoroughbred Ratings Pty Ltd accepts no responsibility for the completeness or accuracy of any of the information contained herein, and makes no representations about its suitability for any particular purpose. Users should make their own judgements about those matters and/or seek independent advice. You assume all risks associated with use of the data provided on this page.

# Speed Map

December 21, 2013, Race 1, 2Y-SW, Distance 1000m, Elwick Course Proper - Offset 0m

Compilation date: December 19, 2013, 4:14:59 PM (EST)

StrideMaster predicted tempo is: Even.

| Barrier | TAB no. | Horse             | Starts | Back | Midfield  | Forward   |
|---------|---------|-------------------|--------|------|---|---|
| 1       | 4       | Valdez            | 0      |      |   |   |
| 2       | 3       | Cheers Chappy     | 1      |      |  |   |
| 3       | 1       | Geegees Doublejay | 2      |      |  |   |
| 4       | 5       | Lustica           | 0      |      |   |   |
| 5       | 6       | Shayana           | 0      |      |   |   |
| 6       | 2       | Admiral           | 1      |      |   |  |

StrideMASTER Speed Maps are generated using each horse's settled positions from their previous starts. The settled position is usually taken at the second 200m sectional crossing point in the race. This report is automatically generated from the StrideMASTER database using historical data from the horse's previous starts.

**Disclaimer.**














Tasracing Pty Ltd and Thoroughbred Ratings Pty Ltd accepts no responsibility for the completeness or accuracy of any of the information contained herein, and makes no representations about its suitability for any particular purpose. Users should make their own judgements about those matters and/or seek independent advice. You assume all risks associated with use of the data provided on this page.

# Speed Map

December 21, 2013, Race 2, MDN-SW, Distance 1100m, Elwick Course Proper - Offset 0m

Compilation date: December 19, 2013, 4:14:59 PM (EST)

StrideMaster predicted tempo is: Even.

| Barrier | TAB no. | Horse              | Starts | Back  | Midfield   | Forward   |
|---------|---------|--------------------|--------|---|--|---|
| 1       | 14      | Raspberry Flavour  | 3      |   |   |   |
| 2       | 5       | Geegee's Clang     | 1      |  |  |   |
| 3       | 7       | Qui Samer          | 2      |   |   |   |
| 4       | 12      | Last Toast         | 0      |   |  |   |
| 5       | 4       | Blue Tier          | 2      |   |  |  |
| 6       | 2       | Game of Thrones    | 5      |   |   |   |
| 7       | 10      | Lethal Rock        | 4      |   |  |  |
| 8       | 13      | Perplexing         | 2      |   |   |   |
| 9       | 8       | Solo Man           | 1      |   |   |   |
| 10      | 11      | Sheza Fatty Boomba | 5      |  |  |   |
| 11      | 3       | Khaki Warrior      | 2      |   |   |   |
| 12      | 15      | Ruby's for Me      | 4      |   |  |  |
| 13      | 6       | Our Casanova       | 1      |   |  |  |
| 14      | 9       | Foreign Lady       | 5      |   |  |   |
| 15      | 1       | Diamond Dan        | 0      |   |  |   |

StrideMASTER Speed Maps are generated using each horse's settled positions from their previous starts. The settled position is usually taken at the second 200m sectional crossing point in the race. This report is automatically generated from the StrideMASTER database using historical data from the horse's previous starts.

**Disclaimer.**




















Tasracing Pty Ltd and Thoroughbred Ratings Pty Ltd accepts no responsibility for the completeness or accuracy of any of the information contained herein, and makes no representations about its suitability for any particular purpose. Users should make their own judgements about those matters and/or seek independent advice. You assume all risks associated with use of the data provided on this page.

# Speed Map

December 21, 2013, Race 3, MDN-SW, Distance 1400m, Elwick Course Proper - Offset 0m

Compilation date: December 19, 2013, 4:14:59 PM (EST)

StrideMaster predicted tempo is: Even.

| Barrier | TAB no. | Horse              | Starts | Back   | Midfield  | Forward   |
|---------|---------|--------------------|--------|--|---|---|
| 1       | 8       | Chi Gong           | 3      |  |    |   |
| 2       | 7       | Canny Cross        | 3      |  |    |   |
| 3       | 6       | Persian            | 3      |  |    |   |
| 4       | 17      | Tyrekicker         | 3      |  |   |    |
| 5       | 3       | Kings View         | 1      |  |    |   |
| 6       | 16      | He's Feisty        | 3      |     |   |   |
| 7       | 19      | Port Light         | 3      |  |   |    |
| 8       | 4       | Moonless           | 5      |  |    |   |
| 9       | 2       | Hurricane Flyer    | 1      |  |   |    |
| 10      | 10      | Song of Gold       | 3      |  |    |   |
| 11      | 9       | Delightful Weekend | 5      |  |    |   |
| 12      | 1       | Bullet Kingdom     | 5      |  |   |    |
| 13      | 15      | Victory Medal      | 3      |   |   |   |
| 14      | 18      | Count the Stars    | 5      |  |   |   |
| 15      | 12      | Chilli Quest       | 5      |  |   |  |
| 16      | 11      | Summer Downs       | 5      |  |  |   |
| 17      | 14      | Eagle Flight       | 5      |  |   |   |
| 18      | 5       | No Spin Zone       | 2      |   |   |   |
| 19      | 13      | Down to the Wire   | 5      |  |  |   |

StrideMASTER Speed Maps are generated using each horse's settled positions from their previous starts. The settled position is usually taken at the second 200m sectional crossing point in the race. This report is automatically generated from the StrideMASTER database using historical data from the horse's previous starts.

**Disclaimer.**














Tasracing Pty Ltd and Thoroughbred Ratings Pty Ltd accepts no responsibility for the completeness or accuracy of any of the information contained herein, and makes no representations about its suitability for any particular purpose. Users should make their own judgements about those matters and/or seek independent advice. You assume all risks associated with use of the data provided on this page.

# Speed Map

December 21, 2013, Race 4, CL1, Distance 1100m, Elwick Course Proper - Offset 0m

Compilation date: December 19, 2013, 4:14:59 PM (EST)

StrideMaster predicted tempo is: Even.

| Barrier | TAB no. | Horse            | Starts | Back  | Midfield  | Forward   |
|---------|---------|------------------|--------|---|---|---|
| 1       | 5       | Grandarci        | 5      |   |  |   |
| 2       | 12      | Little Streaker  | 5      |   |   |  |
| 3       | 8       | Wise Investment  | 5      |   |  |   |
| 4       | 3       | Vigilante        | 4      |   |   |  |
| 5       | 7       | One More Red     | 4      |   |  |   |
| 6       | 6       | Searlait         | 5      |   |   |  |
| 7       | 13      | Geegees Hawkeye  | 5      |   |   |   |
| 8       | 2       | Let's Go Ernie   | 4      |   |  |   |
| 9       | 1       | Vedo             | 3      |   |   |  |
| 10      | 9       | Carbon County    | 5      |   |  |   |
| 11      | 11      | Ile Aux Cygnes   | 5      |   |  |   |
| 12      | 4       | Romp Around Jill | 5      |   |   |  |
| 13      | 10      | Geegees Joker    | 5      |  |   |   |

StrideMASTER Speed Maps are generated using each horse's settled positions from their previous starts. The settled position is usually taken at the second 200m sectional crossing point in the race. This report is automatically generated from the StrideMASTER database using historical data from the horse's previous starts.

**Disclaimer.**










Tasracing Pty Ltd and Thoroughbred Ratings Pty Ltd accepts no responsibility for the completeness or accuracy of any of the information contained herein, and makes no representations about its suitability for any particular purpose. Users should make their own judgements about those matters and/or seek independent advice. You assume all risks associated with use of the data provided on this page.

# Speed Map

December 21, 2013, Race 5, Qlty, Distance 1100m, Elwick Course Proper - Offset 0m

Compilation date: December 19, 2013, 4:14:59 PM (EST)

StrideMaster predicted tempo is: Even.

| Barrier | TAB no. | Horse             | Starts | Back  | Midfield  | Forward   |
|---------|---------|-------------------|--------|---|---|---|
| 1       | 8       | Another Concerto  | 5      |   |  |   |
| 2       | 3       | Punctuate         | 3      |   |   |  |
| 3       | 1       | Banca Mo          | 4      |   |  |   |
| 4       | 4       | Too Many Reds     | 5      |   |   |  |
| 5       | 5       | Mister John       | 4      |  |   |   |
| 6       | 6       | Isibaeva          | 4      |   |  |   |
| 7       | 2       | Innocent Gamble   | 5      |   |   |  |
| 8       | 9       | Good Boy Robert   | 5      |   |  |   |
| 9       | 7       | Little River Girl | 5      |   |   |  |

StrideMASTER Speed Maps are generated using each horse's settled positions from their previous starts. The settled position is usually taken at the second 200m sectional crossing point in the race. This report is automatically generated from the StrideMASTER database using historical data from the horse's previous starts.

**Disclaimer.**




















Tasracing Pty Ltd and Thoroughbred Ratings Pty Ltd accepts no responsibility for the completeness or accuracy of any of the information contained herein, and makes no representations about its suitability for any particular purpose. Users should make their own judgements about those matters and/or seek independent advice. You assume all risks associated with use of the data provided on this page.

# Speed Map

December 21, 2013, Race 6, BM68, Distance 1600m, Elwick Course Proper - Offset 0m

Compilation date: December 19, 2013, 4:15:00 PM (EST)

StrideMaster predicted tempo is: Even.

| Barrier | TAB no. | Horse              | Starts | Back  | Midfield  | Forward   |
|---------|---------|--------------------|--------|---|---|---|
| 1       | 18      | Musique Player     | 5      |   |    |   |
| 2       | 8       | Come Follow Me     | 5      |   |    |   |
| 3       | 13      | Stacy Ann          | 4      |   |    |   |
| 4       | 11      | Gee Gee Miss Bee   | 5      |   |    |   |
| 5       | 12      | Miss It And a Bit  | 5      |   |   |  |
| 6       | 19      | Symbol of Freedom  | 4      |   |    |   |
| 7       | 9       | Reach the Moon     | 4      |   |    |   |
| 8       | 3       | Fair Colony        | 5      |   |    |   |
| 9       | 4       | Hot to Trot        | 5      |   |    |   |
| 10      | 5       | Mega Excel         | 5      |   |   |   |
| 11      | 2       | Forest Sky         | 5      |    |   |   |
| 12      | 10      | O'reillys Geegee   | 5      |   |    |   |
| 13      | 7       | Westering Home     | 4      |    |   |   |
| 14      | 14      | Geegees Hot Hussie | 5      |   |   |   |
| 15      | 1       | Keep the Cash      | 5      |   |  |   |
| 16      | 17      | Staples Gee Gee    | 5      |   |  |   |
| 17      | 6       | Royal Equerry      | 5      |  |   |   |
| 18      | 15      | Credit Trader      | 4      |   |  |   |
| 19      | 16      | Testa Jesta        | 5      |  |   |   |

StrideMASTER Speed Maps are generated using each horse's settled positions from their previous starts. The settled position is usually taken at the second 200m sectional crossing point in the race. This report is automatically generated from the StrideMASTER database using historical data from the horse's previous starts.

## Disclaimer.















Tasracing Pty Ltd and Thoroughbred Ratings Pty Ltd accepts no responsibility for the completeness or accuracy of any of the information contained herein, and makes no representations about its suitability for any particular purpose. Users should make their own judgements about those matters and/or seek independent advice. You assume all risks associated with use of the data provided on this page.

# Speed Map

December 21, 2013, Race 7, BM78, Distance 1400m, Elwick Course Proper - Offset 0m

Compilation date: December 19, 2013, 4:15:00 PM (EST)

StrideMaster predicted tempo is: Even.

| Barrier | TAB no. | Horse            | Starts | Back  | Midfield  | Forward  |
|---------|---------|------------------|--------|---|---|--|
| 1       | 7       | Clan McLeod      | 4      |   |  |  |
| 2       | 10      | The Producer     | 4      |   |  |  |
| 3       | 1       | Spy Wears Prado  | 4      |   |  |  |
| 4       | 9       | Isometry         | 5      |   |   |   |
| 5       | 14      | Selingkuh        | 5      |    |   |  |
| 6       | 2       | Makes Cents      | 5      |   |   |   |
| 7       | 6       | Huon Knight      | 5      |  |   |  |
| 8       | 8       | Date And Sign    | 5      |   |   |   |
| 9       | 5       | Aslanyon         | 5      |   |  |  |
| 10      | 13      | Dalkeith Dancer  | 5      |   |  |  |
| 11      | 12      | Another Lad Al   | 5      |   |  |  |
| 12      | 4       | Short Story      | 4      |   |   |   |
| 13      | 3       | Hell Strong      | 5      |   |  |  |
| 14      | 11      | Dangerous Geegee | 5      |   |   |  |

StrideMASTER Speed Maps are generated using each horse's settled positions from their previous starts. The settled position is usually taken at the second 200m sectional crossing point in the race. This report is automatically generated from the StrideMASTER database using historical data from the horse's previous starts.

**Disclaimer.**

Tasracing Pty Ltd and Thoroughbred Ratings Pty Ltd accepts no responsibility for the completeness or accuracy of any of the information contained herein, and makes no representations about its suitability for any particular purpose. Users should make their own judgements about those matters and/or seek independent advice. You assume all risks associated with use of the data provided on this page.









# Speed Map

December 21, 2013, Race 8, TAS STKS, Distance 1600m, Elwick Course Proper - Offset 0m

Compilation date: December 19, 2013, 4:15:00 PM (EST)

StrideMaster predicted tempo is: Slow.

| Barrier | TAB no. | Horse              | Starts | Back  | Midfield  | Forward   |
|---------|---------|--------------------|--------|---|---|---|
| 1       | 7       | Black 'n' Tough    | 5      |   |  |   |
| 2       | 2       | The Cleaner        | 4      |   |   |  |
| 3       | 6       | Relentless Pursuit | 5      |   |   |   |
| 4       | 3       | Prevailing         | 5      |  |   |   |
| 5       | 5       | Pengalas Gee Gee   | 5      |   |  |   |
| 6       | 1       | Geegees Blackflash | 5      |  |   |   |
| 7       | 4       | Langridge Street   | 0      |   |   |   |

StrideMASTER Speed Maps are generated using each horse's settled positions from their previous starts. The settled position is usually taken at the second 200m sectional crossing point in the race. This report is automatically generated from the StrideMASTER database using historical data from the horse's previous starts.

#### Disclaimer.

Tasracing Pty Ltd and Thoroughbred Ratings Pty Ltd accepts no responsibility for the completeness or accuracy of any of the information contained herein, and makes no representations about its suitability for any particular purpose. Users should make their own judgements about those matters and/or seek independent advice. You assume all risks associated with use of the data provided on this page.