



## Speed Map

Tasmanian Turf Club, Launceston, December 31, 2013

### Form Guide

Compilation date: December 27, 2013, 12:48:21 PM (EST)

Copyright © 2013 Tasracing Pty Ltd. All rights reserved.

### Trademarks.

StrideMASTER is a registered trademark of Thoroughbred Ratings Pty Ltd.

### Disclaimer.




















Tasracing Pty Ltd and Thoroughbred Ratings Pty Ltd accepts no responsibility for the completeness or accuracy of any of the information contained herein, and makes no representations about its suitability for any particular purpose. Users should make their own judgements about those matters and/or seek independent advice. You assume all risks associated with use of the data provided on this page.

# Speed Map

December 31, 2013, Race 1, MDN/CL1-SW, Distance 1600m, Mowbray - Offset 3m

Compilation date: December 27, 2013, 12:48:21 PM (EST)

StrideMaster predicted tempo is: Even.

Barrier	TAB no.	Horse	Starts	Back	Midfield	Forward
1	15	Leigh John	2			
2	6	Loveyoulikeinever	5			
3	18	Geegees Big Buddy	4			
4	11	Unparalleled	5			
5	2	Gee Gees Cool Kid	5			
6	17	New Vision	4			
7	16	Sir Joey	5			
8	1	Auburn	5			
9	4	Gee Gees Showboy	4			
10	5	Known About Town	4			
11	19	Allgone	5			
12	9	Moonless	5			
13	13	Novaell	5			
14	12	Delightful Weekend	5			
15	8	Incum Coming	3			
16	7	Mygreyhorse	5			
17	10	No Spin Zone	3			
18	3	Smoke 'n' Whisky	2			
19	14	Chilli Quest	4			

StrideMASTER Speed Maps are generated using each horse's settled positions from their previous starts. The settled position is usually taken at the second 200m sectional crossing point in the race. This report is automatically generated from the StrideMASTER database using historical data from the horse's previous starts.

**Disclaimer.**













Tasracing Pty Ltd and Thoroughbred Ratings Pty Ltd accepts no responsibility for the completeness or accuracy of any of the information contained herein, and makes no representations about its suitability for any particular purpose. Users should make their own judgements about those matters and/or seek independent advice. You assume all risks associated with use of the data provided on this page.

# Speed Map

December 31, 2013, Race 2, CL1, Distance 1200m, Mowbray - Offset 3m

Compilation date: December 27, 2013, 12:48:22 PM (EST)

StrideMaster predicted tempo is: Even.

Barrier	TAB no.	Horse	Starts	Back	Midfield	Forward
1	6	Windedo	5			
2	8	Must Be Mink	1			
3	2	Diocese	4			
4	11	Coastal Rose	5			
5	12	Geegees Joker	4			
6	4	Sariana's Quest	5			
7	10	Monastroem	4			
8	9	Our Recital	1			
9	1	Coriace	1			
10	3	Ash for Cash	5			
11	7	Geegee Pretty Jess	5			
12	5	Usain Dancer	5			

StrideMASTER Speed Maps are generated using each horse's settled positions from their previous starts. The settled position is usually taken at the second 200m sectional crossing point in the race. This report is automatically generated from the StrideMASTER database using historical data from the horse's previous starts.

**Disclaimer.**













Tasracing Pty Ltd and Thoroughbred Ratings Pty Ltd accepts no responsibility for the completeness or accuracy of any of the information contained herein, and makes no representations about its suitability for any particular purpose. Users should make their own judgements about those matters and/or seek independent advice. You assume all risks associated with use of the data provided on this page.

# Speed Map

December 31, 2013, Race 3, CL1, Distance 1400m, Mowbray - Offset 3m

Compilation date: December 27, 2013, 12:48:22 PM (EST)

StrideMaster predicted tempo is: Even.

Barrier	TAB no.	Horse	Starts	Back	Midfield	Forward
1	11	Geegees Hawkeye	5			
2	6	Cool Partner	5			
3	7	All Cheer	5			
4	2	Powercharged	1			
5	12	Footbolt	4			
6	3	Bernaurd	3			
7	4	Mister Baldock	4			
8	8	Chimed Inn	4			
9	9	In the Frame	2			
10	5	Thorn Man	1			
11	1	Laharun	3			
12	10	Geegees Martini	5			

StrideMASTER Speed Maps are generated using each horse's settled positions from their previous starts. The settled position is usually taken at the second 200m sectional crossing point in the race. This report is automatically generated from the StrideMASTER database using historical data from the horse's previous starts.

**Disclaimer.**










Tasracing Pty Ltd and Thoroughbred Ratings Pty Ltd accepts no responsibility for the completeness or accuracy of any of the information contained herein, and makes no representations about its suitability for any particular purpose. Users should make their own judgements about those matters and/or seek independent advice. You assume all risks associated with use of the data provided on this page.

# Speed Map

December 31, 2013, Race 4, BM68, Distance 2100m, Mowbray - Offset 3m

Compilation date: December 27, 2013, 12:48:22 PM (EST)

StrideMaster predicted tempo is: Even.

Barrier	TAB no.	Horse	Starts	Back	Midfield	Forward
1	9	Maleesh	5			
2	2	Peron Dunes	5			
3	4	Reach the Moon	4			
4	5	Tsar of Russia	1			
5	6	Staples Gee Gee	5			
6	3	Showing the Faith	5			
7	8	Settler's Joy	4			
8	1	Royal Equerry	5			
9	7	Testa Jesta	4			

StrideMASTER Speed Maps are generated using each horse's settled positions from their previous starts. The settled position is usually taken at the second 200m sectional crossing point in the race. This report is automatically generated from the StrideMASTER database using historical data from the horse's previous starts.

## Disclaimer.















Tasracing Pty Ltd and Thoroughbred Ratings Pty Ltd accepts no responsibility for the completeness or accuracy of any of the information contained herein, and makes no representations about its suitability for any particular purpose. Users should make their own judgements about those matters and/or seek independent advice. You assume all risks associated with use of the data provided on this page.

# Speed Map

December 31, 2013, Race 5, TAS GUINEAS, Distance 1600m, Mowbray - Offset 3m

Compilation date: December 27, 2013, 12:48:22 PM (EST)

StrideMaster predicted tempo is: Even.

Barrier	TAB no.	Horse	Starts	Back	Midfield	Forward
1	13	Geegees Hot Hussie	5			
2	15	No Spin Zone	3			
3	10	Geegees Velvet	5			
4	7	Varian	5			
5	2	Inner Warrior	5			
6	6	O'reillys Geegee	5			
7	14	Cielo Duro	5			
8	9	Full Magnum	5			
9	4	Geegees Soprano	5			
10	11	Frolicked	5			
11	12	Spinning Jenny	5			
12	1	Countersnip	0			
13	5	Savoire Step	5			
14	8	Sid the Sloth	5			
15	3	Quest Master	5			

StrideMASTER Speed Maps are generated using each horse's settled positions from their previous starts. The settled position is usually taken at the second 200m sectional crossing point in the race. This report is automatically generated from the StrideMASTER database using historical data from the horse's previous starts.

**Disclaimer.**







Tasracing Pty Ltd and Thoroughbred Ratings Pty Ltd accepts no responsibility for the completeness or accuracy of any of the information contained herein, and makes no representations about its suitability for any particular purpose. Users should make their own judgements about those matters and/or seek independent advice. You assume all risks associated with use of the data provided on this page.

# Speed Map

December 31, 2013, Race 6, QLTY, Distance 1600m, Mowbray - Offset 3m

Compilation date: December 27, 2013, 12:48:22 PM (EST)

StrideMaster predicted tempo is: Even.

Barrier	TAB no.	Horse	Starts	Back	Midfield	Forward
1	1	Geegees Blackflash	5			
2	5	Clan McLeod	4			
3	2	The Cleaner	4			
4	6	Mega Excel	5			
5	4	Pengalas Gee Gee	5			
6	3	Relentless Pursuit	5			

StrideMASTER Speed Maps are generated using each horse's settled positions from their previous starts. The settled position is usually taken at the second 200m sectional crossing point in the race. This report is automatically generated from the StrideMASTER database using historical data from the horse's previous starts.

**Disclaimer.**










Tasracing Pty Ltd and Thoroughbred Ratings Pty Ltd accepts no responsibility for the completeness or accuracy of any of the information contained herein, and makes no representations about its suitability for any particular purpose. Users should make their own judgements about those matters and/or seek independent advice. You assume all risks associated with use of the data provided on this page.

# Speed Map

December 31, 2013, Race 7, CL2, Distance 1200m, Mowbray - Offset 3m

Compilation date: December 27, 2013, 12:48:22 PM (EST)

StrideMaster predicted tempo is: Even.

Barrier	TAB no.	Horse	Starts	Back	Midfield	Forward
1	8	Bazanne	4			
2	6	Zarimby	5			
3	9	My Angels	5			
4	1	Gee Gees Style	5			
5	4	Iggimacool	5			
6	3	Hotham Street	5			
7	7	Miss Elsa	5			
8	2	Viva La Witch	5			
9	5	Josies Gee Gee	5			

StrideMASTER Speed Maps are generated using each horse's settled positions from their previous starts. The settled position is usually taken at the second 200m sectional crossing point in the race. This report is automatically generated from the StrideMASTER database using historical data from the horse's previous starts.

**Disclaimer.**

Tasracing Pty Ltd and Thoroughbred Ratings Pty Ltd accepts no responsibility for the completeness or accuracy of any of the information contained herein, and makes no representations about its suitability for any particular purpose. Users should make their own judgements about those matters and/or seek independent advice. You assume all risks associated with use of the data provided on this page.













# Speed Map

December 31, 2013, Race 8, MDN-SW, Distance 1200m, Mowbray - Offset 3m

Compilation date: December 27, 2013, 12:48:22 PM (EST)

StrideMaster predicted tempo is: Even.

Barrier	TAB no.	Horse	Starts	Back	Midfield	Forward
1	2	Geegee's Clang	2			
2	3	Hugo	2			
3	8	Must Be Love	0			
4	12	Stella Etoile	3			
5	1	Diamond Dan	1			
6	4	Lake Fergus	1			
7	5	Mensa Magic	1			
8	11	Islington	1			
9	9	Oh Oh I Don't Know	0			
10	10	Sheza Fatty Boomba	5			
11	6	Sound Bar	1			
12	7	Churinga	3			

StrideMASTER Speed Maps are generated using each horse's settled positions from their previous starts. The settled position is usually taken at the second 200m sectional crossing point in the race. This report is automatically generated from the StrideMASTER database using historical data from the horse's previous starts.

#### Disclaimer.

Tasracing Pty Ltd and Thoroughbred Ratings Pty Ltd accepts no responsibility for the completeness or accuracy of any of the information contained herein, and makes no representations about its suitability for any particular purpose. Users should make their own judgements about those matters and/or seek independent advice. You assume all risks associated with use of the data provided on this page.