



Speed Map

Tasmanian Turf Club, Launceston, January 29, 2014

Form Guide

Compilation date: January 24, 2014, 12:16:15 PM (EST)

Copyright © 2014 Tasracing Pty Ltd. All rights reserved.

Trademarks.

StrideMASTER is a registered trademark of Thoroughbred Ratings Pty Ltd.

Disclaimer.
















Tasracing Pty Ltd and Thoroughbred Ratings Pty Ltd accepts no responsibility for the completeness or accuracy of any of the information contained herein, and makes no representations about its suitability for any particular purpose. Users should make their own judgements about those matters and/or seek independent advice. You assume all risks associated with use of the data provided on this page.

Speed Map

January 29, 2014, Race 1, MDN-SW, Distance 1200m, Mowbray - Offset 5m

Compilation date: January 24, 2014, 12:16:16 PM (EST)

StrideMaster predicted tempo is: Even.

Barrier	TAB no.	Horse	Starts	Back	Midfield	Forward
1	15	Cheerful Gee Gee	4			
2	8	March Hope	3			
3	13	Must Be Love	2			
4	7	Sure Up the Future	5			
5	12	Long Lashes	1			
6	1	Bodery Varemo	2			
7	16	Poucher	5			
8	2	Diamond Dan	3			
9	5	Game of Thrones	5			
10	10	Trelew	5			
11	14	Vision Touch	2			
12	6	Mundine	3			
13	3	Five Star General	5			
14	11	Gee Gees Dutchess	5			
15	4	Frogmoor Mal	3			
16	9	Titanic Rising	0			

StrideMASTER Speed Maps are generated using each horse's settled positions from their previous starts. The settled position is usually taken at the second 200m sectional crossing point in the race. This report is automatically generated from the StrideMASTER database using historical data from the horse's previous starts.

Disclaimer.



















Tasracing Pty Ltd and Thoroughbred Ratings Pty Ltd accepts no responsibility for the completeness or accuracy of any of the information contained herein, and makes no representations about its suitability for any particular purpose. Users should make their own judgements about those matters and/or seek independent advice. You assume all risks associated with use of the data provided on this page.

Speed Map

January 29, 2014, Race 2, MDN-SW, Distance 1400m, Mowbray - Offset 5m

Compilation date: January 24, 2014, 12:16:17 PM (EST)

StrideMaster predicted tempo is: Even.

Barrier	TAB no.	Horse	Starts	Back	Midfield	Forward
1	11	My Nett	1			
2	15	Blinkety Blink	5			
3	7	Geegee's Clang	4			
4	8	Mensa Magic	3			
5	6	Chips	5			
6	4	Master Alfred	5			
7	17	Neil's On Target	5			
8	16	Alive	5			
9	10	Lady Spencer	4			
10	13	Tyrekicker	4			
11	14	Billemma	2			
12	12	Oh Oh I Don't Know	1			
13	3	Koutoufides	5			
14	1	Crabby Ness	4			
15	2	Hurricane Flyer	3			
16	9	West Cardiff	5			
17	5	Bachelor's Life	5			
18	18	Lacey Blue	3			

StrideMASTER Speed Maps are generated using each horse's settled positions from their previous starts. The settled position is usually taken at the second 200m sectional crossing point in the race. This report is automatically generated from the StrideMASTER database using historical data from the horse's previous starts.

Disclaimer.















Tasracing Pty Ltd and Thoroughbred Ratings Pty Ltd accepts no responsibility for the completeness or accuracy of any of the information contained herein, and makes no representations about its suitability for any particular purpose. Users should make their own judgements about those matters and/or seek independent advice. You assume all risks associated with use of the data provided on this page.

Speed Map

January 29, 2014, Race 3, BM62, Distance 1600m, Mowbray - Offset 5m

Compilation date: January 24, 2014, 12:16:17 PM (EST)

StrideMaster predicted tempo is: Even.

Barrier	TAB no.	Horse	Starts	Back	Midfield	Forward
1	1	Credit Trader	4			
2	12	Selingkuh	5			
3	3	Overproof	5			
4	13	Carbon County	5			
5	2	Josies Gee Gee	5			
6	11	Our Recital	3			
7	7	Kentucky Tea	4			
8	8	Usain Dancer	5			
9	9	Full Magnum	5			
10	10	Way to Go Telesto	4			
11	4	Ladra	4			
12	6	Thorn Man	3			
13	5	Symbol of Freedom	3			
14	14	Geegees Big Buddy	2			

StrideMASTER Speed Maps are generated using each horse's settled positions from their previous starts. The settled position is usually taken at the second 200m sectional crossing point in the race. This report is automatically generated from the StrideMASTER database using historical data from the horse's previous starts.

Disclaimer.














Tasracing Pty Ltd and Thoroughbred Ratings Pty Ltd accepts no responsibility for the completeness or accuracy of any of the information contained herein, and makes no representations about its suitability for any particular purpose. Users should make their own judgements about those matters and/or seek independent advice. You assume all risks associated with use of the data provided on this page.

Speed Map

January 29, 2014, Race 4, BM62, Distance 1600m, Mowbray - Offset 5m

Compilation date: January 24, 2014, 12:16:17 PM (EST)

StrideMaster predicted tempo is: Even.

Barrier	TAB no.	Horse	Starts	Back	Midfield	Forward
1	1	Diocese	5			
2	7	General Gee Gee	4			
3	3	Hired Gun	5			
4	13	Keep Racing	4			
5	2	Musique Player	4			
6	6	Gee Gees Snowhill	5			
7	12	Coin Toss	4			
8	5	Smoke 'n' Whisky	4			
9	8	Known About Town	5			
10	11	Rattle'n'battle	4			
11	4	Another Lad Al	5			
12	9	Windedo	5			
13	10	Allgone	5			

StrideMASTER Speed Maps are generated using each horse's settled positions from their previous starts. The settled position is usually taken at the second 200m sectional crossing point in the race. This report is automatically generated from the StrideMASTER database using historical data from the horse's previous starts.

Disclaimer.










Tasracing Pty Ltd and Thoroughbred Ratings Pty Ltd accepts no responsibility for the completeness or accuracy of any of the information contained herein, and makes no representations about its suitability for any particular purpose. Users should make their own judgements about those matters and/or seek independent advice. You assume all risks associated with use of the data provided on this page.

Speed Map

January 29, 2014, Race 5, 2Y MDN-SW, Distance 1100m, Mowbray - Offset 5m

Compilation date: January 24, 2014, 12:16:17 PM (EST)

StrideMaster predicted tempo is: Even.

Barrier	TAB no.	Horse	Starts	Back	Midfield	Forward
1	1	Concrete Johnny	2			
2	7	Jonolly Lass	3			
3	3	Dance Thru France	1			
4	6	Geegee Hot Novel	2			
5	10	Wiz Bang	1			
6	2	Cookie Jar	1			
7	5	Gee Gees Tismore	2			
8	9	Udayan	0			
9	8	Rumeron	1			
10	4	Flying Dami	2			

StrideMASTER Speed Maps are generated using each horse's settled positions from their previous starts. The settled position is usually taken at the second 200m sectional crossing point in the race. This report is automatically generated from the StrideMASTER database using historical data from the horse's previous starts.

Disclaimer.









Tasracing Pty Ltd and Thoroughbred Ratings Pty Ltd accepts no responsibility for the completeness or accuracy of any of the information contained herein, and makes no representations about its suitability for any particular purpose. Users should make their own judgements about those matters and/or seek independent advice. You assume all risks associated with use of the data provided on this page.

Speed Map

January 29, 2014, Race 6, BM78, Distance 1200m, Mowbray - Offset 5m

Compilation date: January 24, 2014, 12:16:17 PM (EST)

StrideMaster predicted tempo is: Even.

Barrier	TAB no.	Horse	Starts	Back	Midfield	Forward
1	7	Christies	5			
2	4	Good Boy Robert	5			
3	2	Pengalas Gee Gee	5			
4	6	Zahlee	5			
5	5	Copper Dancer	2			
6	8	Sahara Shamal	0			
7	3	Obligation	4			
8	1	Second Dozen	4			

StrideMASTER Speed Maps are generated using each horse's settled positions from their previous starts. The settled position is usually taken at the second 200m sectional crossing point in the race. This report is automatically generated from the StrideMASTER database using historical data from the horse's previous starts.

Disclaimer.












Tasracing Pty Ltd and Thoroughbred Ratings Pty Ltd accepts no responsibility for the completeness or accuracy of any of the information contained herein, and makes no representations about its suitability for any particular purpose. Users should make their own judgements about those matters and/or seek independent advice. You assume all risks associated with use of the data provided on this page.

Speed Map

January 29, 2014, Race 7, BM78, Distance 2100m, Mowbray - Offset 5m

Compilation date: January 24, 2014, 12:16:17 PM (EST)

StrideMaster predicted tempo is: Even.

Barrier	TAB no.	Horse	Starts	Back	Midfield	Forward
1	7	Landstar	5			
2	3	Can Get Thirsty	5			
3	5	Spotluck	5			
4	9	Revenging	5			
5	8	Keukenhof	4			
6	1	Temajim	3			
7	4	Uboa	4			
8	10	Tsar of Russia	3			
9	11	Master Joseph	3			
10	2	Sandeep	5			
11	6	Allegro Dehere	4			

StrideMASTER Speed Maps are generated using each horse's settled positions from their previous starts. The settled position is usually taken at the second 200m sectional crossing point in the race. This report is automatically generated from the StrideMASTER database using historical data from the horse's previous starts.

Disclaimer.












Tasracing Pty Ltd and Thoroughbred Ratings Pty Ltd accepts no responsibility for the completeness or accuracy of any of the information contained herein, and makes no representations about its suitability for any particular purpose. Users should make their own judgements about those matters and/or seek independent advice. You assume all risks associated with use of the data provided on this page.

Speed Map

January 29, 2014, Race 8, CL1, Distance 1200m, Mowbray - Offset 5m

Compilation date: January 24, 2014, 12:16:18 PM (EST)

StrideMaster predicted tempo is: Fast.

Barrier	TAB no.	Horse	Starts	Back	Midfield	Forward
1	8	Funambulism	5			
2	6	Sariana's Quest	5			
3	11	Beryl Bee	5			
4	3	Big Tilly	4			
5	10	Stella Etoile	5			
6	7	Celtic Dawn	4			
7	1	Wanaea	3			
8	9	Magestic Impulse	4			
9	4	Maglia Rosa	2			
10	2	Athena Fire	3			
11	5	Our Casanova	3			

StrideMASTER Speed Maps are generated using each horse's settled positions from their previous starts. The settled position is usually taken at the second 200m sectional crossing point in the race. This report is automatically generated from the StrideMASTER database using historical data from the horse's previous starts.

Disclaimer.














Tasracing Pty Ltd and Thoroughbred Ratings Pty Ltd accepts no responsibility for the completeness or accuracy of any of the information contained herein, and makes no representations about its suitability for any particular purpose. Users should make their own judgements about those matters and/or seek independent advice. You assume all risks associated with use of the data provided on this page.

Speed Map

January 29, 2014, Race 9, CL2, Distance 1200m, Mowbray - Offset 5m

Compilation date: January 24, 2014, 12:16:18 PM (EST)

StrideMaster predicted tempo is: Fast.

Barrier	TAB no.	Horse	Starts	Back	Midfield	Forward
1	4	Shot of Scarlet	2			
2	2	Crown Consul	5			
3	11	Star of Egypt	5			
4	10	Nerak	4			
5	13	Gee Gee Showgirl	5			
6	8	Gee Gees Opera	5			
7	7	Hotham Street	5			
8	12	Yellow Tagh	4			
9	1	Coriace	3			
10	3	Daunting Dancer	4			
11	9	My Angels	5			
12	5	Miss Eye Candy	5			
13	6	Searlait	5			

StrideMASTER Speed Maps are generated using each horse's settled positions from their previous starts. The settled position is usually taken at the second 200m sectional crossing point in the race. This report is automatically generated from the StrideMASTER database using historical data from the horse's previous starts.

Disclaimer.

Tasracing Pty Ltd and Thoroughbred Ratings Pty Ltd accepts no responsibility for the completeness or accuracy of any of the information contained herein, and makes no representations about its suitability for any particular purpose. Users should make their own judgements about those matters and/or seek independent advice. You assume all risks associated with use of the data provided on this page.