



Speed Map

Tasmanian Turf Club, Launceston, February 19, 2014

Form Guide

Compilation date: February 17, 2014, 2:06:51 PM (EST)

Copyright © 2014 Tasracing Pty Ltd. All rights reserved.

Trademarks.

StrideMASTER is a registered trademark of Thoroughbred Ratings Pty Ltd.

Disclaimer.













Tasracing Pty Ltd and Thoroughbred Ratings Pty Ltd accepts no responsibility for the completeness or accuracy of any of the information contained herein, and makes no representations about its suitability for any particular purpose. Users should make their own judgements about those matters and/or seek independent advice. You assume all risks associated with use of the data provided on this page.

Speed Map

February 19, 2014, Race 1, MDN-SW, Distance 1200m, Mowbray - Offset 0m

Compilation date: February 17, 2014, 2:06:52 PM (EST)

StrideMaster predicted tempo is: Fast.

Barrier	TAB no.	Horse	Starts	Back	Midfield	Forward
1	2	Mundine	3			
2	13	Ho Hey	2			
3	11	Frogmoor Louie	5			
4	6	Rollinginthe deep	1			
5	12	Tyrekicker	4			
6	9	Blue Tier	4			
7	3	Must Confess	0			
8	8	Bling Dynasty	0			
9	4	Ourmatealvin	3			
10	1	Five Star General	5			
11	5	Poucher	5			
12	14	Vision Touch	3			
13	7	Sh'bourne Devil	5			
14	10	Geegee's Clang	5			

StrideMASTER Speed Maps are generated using each horse's settled positions from their previous starts. The settled position is usually taken at the second 200m sectional crossing point in the race. This report is automatically generated from the StrideMASTER database using historical data from the horse's previous starts.

Disclaimer.












Tasracing Pty Ltd and Thoroughbred Ratings Pty Ltd accepts no responsibility for the completeness or accuracy of any of the information contained herein, and makes no representations about its suitability for any particular purpose. Users should make their own judgements about those matters and/or seek independent advice. You assume all risks associated with use of the data provided on this page.

Speed Map

February 19, 2014, Race 2, CL1, Distance 1200m, Mowbray - Offset 0m

Compilation date: February 17, 2014, 2:06:52 PM (EST)

StrideMaster predicted tempo is: Fast.

Barrier	TAB no.	Horse	Starts	Back	Midfield	Forward
1	7	Magestic Impulse	4			
2	9	Bonny's Legacy	3			
3	2	Ash for Cash	5			
4	5	Funambulism	5			
5	8	Arapid Squaw	5			
6	3	Danish Rock	0			
7	10	Ruby's for Me	5			
8	1	Hellova Street	2			
9	11	Coastal Rose	5			
10	6	Beryl Bee	5			
11	12	Bodery Varemo	3			
12	4	Celtic Dawn	4			

StrideMASTER Speed Maps are generated using each horse's settled positions from their previous starts. The settled position is usually taken at the second 200m sectional crossing point in the race. This report is automatically generated from the StrideMASTER database using historical data from the horse's previous starts.

Disclaimer.






Tasracing Pty Ltd and Thoroughbred Ratings Pty Ltd accepts no responsibility for the completeness or accuracy of any of the information contained herein, and makes no representations about its suitability for any particular purpose. Users should make their own judgements about those matters and/or seek independent advice. You assume all risks associated with use of the data provided on this page.

Speed Map

February 19, 2014, Race 3, 2Y MDN-SW, Distance 1100m, Mowbray - Offset 0m

Compilation date: February 17, 2014, 2:06:52 PM (EST)

StrideMaster predicted tempo is: Slow.

Barrier	TAB no.	Horse	Starts	Back	Midfield	Forward
1	12	Gee Gees Tismore	3			
2	5	Flying Flo Jo	0			
3	11	Geegee Hot Novel	3			
4	3	Crib Point	0			
5	10	Wiz Bang	2			
6	8	Udayan	1			
7	9	Viva La Verve	0			
8	6	Majestic Milly	0			
9	2	Toothless	0			
10	1	Thing One	0			
11	4	Dance Thru France	2			
12	7	Our Lucky Girl	0			

StrideMASTER Speed Maps are generated using each horse's settled positions from their previous starts. The settled position is usually taken at the second 200m sectional crossing point in the race. This report is automatically generated from the StrideMASTER database using historical data from the horse's previous starts.

Disclaimer.










Tasracing Pty Ltd and Thoroughbred Ratings Pty Ltd accepts no responsibility for the completeness or accuracy of any of the information contained herein, and makes no representations about its suitability for any particular purpose. Users should make their own judgements about those matters and/or seek independent advice. You assume all risks associated with use of the data provided on this page.

Speed Map

February 19, 2014, Race 4, CL2, Distance 1400m, Mowbray - Offset 0m

Compilation date: February 17, 2014, 2:06:53 PM (EST)

StrideMaster predicted tempo is: Even.

Barrier	TAB no.	Horse	Starts	Back	Midfield	Forward
1	4	Downwind	2			
2	6	Gee Gees Opera	5			
3	3	Chiming	5			
4	5	Wakefield	4			
5	9	Pittenweem	5			
6	8	Nerak	4			
7	7	Royal Beluga	3			
8	1	Crown Consul	5			
9	2	Smoke 'n' Whisky	5			

StrideMASTER Speed Maps are generated using each horse's settled positions from their previous starts. The settled position is usually taken at the second 200m sectional crossing point in the race. This report is automatically generated from the StrideMASTER database using historical data from the horse's previous starts.

Disclaimer.








Tasracing Pty Ltd and Thoroughbred Ratings Pty Ltd accepts no responsibility for the completeness or accuracy of any of the information contained herein, and makes no representations about its suitability for any particular purpose. Users should make their own judgements about those matters and/or seek independent advice. You assume all risks associated with use of the data provided on this page.

Speed Map

February 19, 2014, Race 5, VAMOS STKS, Distance 1400m, Mowbray - Offset 0m

Compilation date: February 17, 2014, 2:06:53 PM (EST)

StrideMaster predicted tempo is: Even.

Barrier	TAB no.	Horse	Starts	Back	Midfield	Forward
1	6	Flash Al Moon	5			
2	3	Isibaeva	5			
3	4	Clan McLeod	5			
4	5	Terra Amata	5			
5	1	Rebel Bride	5			
6	7	Fashion Label	5			
7	2	Miss Stellabelle	1			

StrideMASTER Speed Maps are generated using each horse's settled positions from their previous starts. The settled position is usually taken at the second 200m sectional crossing point in the race. This report is automatically generated from the StrideMASTER database using historical data from the horse's previous starts.

Disclaimer.











Tasracing Pty Ltd and Thoroughbred Ratings Pty Ltd accepts no responsibility for the completeness or accuracy of any of the information contained herein, and makes no representations about its suitability for any particular purpose. Users should make their own judgements about those matters and/or seek independent advice. You assume all risks associated with use of the data provided on this page.

Speed Map

February 19, 2014, Race 6, BM78, Distance 1600m, Mowbray - Offset 0m

Compilation date: February 17, 2014, 2:06:53 PM (EST)

StrideMaster predicted tempo is: Fast.

Barrier	TAB no.	Horse	Starts	Back	Midfield	Forward
1	1	Sandeep	5			
2	7	Mega Excel	5			
3	10	Another Lad Al	5			
4	8	Kentucky Tea	4			
5	3	Crystal Reef	5			
6	9	Overproof	5			
7	5	Shipspotting	5			
8	4	Big Time	1			
9	6	Allegro Dehere	5			
10	2	Royal Miswaki	5			

StrideMASTER Speed Maps are generated using each horse's settled positions from their previous starts. The settled position is usually taken at the second 200m sectional crossing point in the race. This report is automatically generated from the StrideMASTER database using historical data from the horse's previous starts.

Disclaimer.











Tasracing Pty Ltd and Thoroughbred Ratings Pty Ltd accepts no responsibility for the completeness or accuracy of any of the information contained herein, and makes no representations about its suitability for any particular purpose. Users should make their own judgements about those matters and/or seek independent advice. You assume all risks associated with use of the data provided on this page.

Speed Map

February 19, 2014, Race 7, BM68, Distance 1200m, Mowbray - Offset 0m

Compilation date: February 17, 2014, 2:06:53 PM (EST)

StrideMaster predicted tempo is: Even.

Barrier	TAB no.	Horse	Starts	Back	Midfield	Forward
1	10	Father Ned	5			
2	8	Yellow Tagh	3			
3	7	Daunting Dancer	4			
4	1	Difrent	5			
5	6	Another Concerto	4			
6	4	Tap It In	4			
7	2	Vision of Beauty	5			
8	5	The Chancer	5			
9	3	Isometry	5			
10	9	Gee Gee Showgirl	5			

StrideMASTER Speed Maps are generated using each horse's settled positions from their previous starts. The settled position is usually taken at the second 200m sectional crossing point in the race. This report is automatically generated from the StrideMASTER database using historical data from the horse's previous starts.

Disclaimer.

Tasracing Pty Ltd and Thoroughbred Ratings Pty Ltd accepts no responsibility for the completeness or accuracy of any of the information contained herein, and makes no representations about its suitability for any particular purpose. Users should make their own judgements about those matters and/or seek independent advice. You assume all risks associated with use of the data provided on this page.