



Speed Map

Tasmanian Turf Club, Launceston, February 26, 2014

Form Guide

Compilation date: February 24, 2014, 12:33:07 PM (EST)

Copyright © 2014 Tasracing Pty Ltd. All rights reserved.

Trademarks.

StrideMASTER is a registered trademark of Thoroughbred Ratings Pty Ltd.

Disclaimer.















Tasracing Pty Ltd and Thoroughbred Ratings Pty Ltd accepts no responsibility for the completeness or accuracy of any of the information contained herein, and makes no representations about its suitability for any particular purpose. Users should make their own judgements about those matters and/or seek independent advice. You assume all risks associated with use of the data provided on this page.

Speed Map

February 26, 2014, Race 1, CL1, Distance 1200m, Mowbray - Offset 3m

Compilation date: February 24, 2014, 12:33:07 PM (EST)

StrideMaster predicted tempo is: Even.

Barrier	TAB no.	Horse	Starts	Back	Midfield	Forward
1	6	Incumblonde	5			
2	9	Nice And Brief	0			
3	4	Geegees Drummerboy	5			
4	5	Deceitful Cove	4			
5	12	Celtic Dawn	5			
6	13	One More Red	5			
7	8	Must Be Love	3			
8	3	Poucher	5			
9	2	Wanaea	4			
10	10	Magestic Impulse	4			
11	14	Star of Egypt	5			
12	7	Maglia Rosa	3			
13	1	Lazy Democracy	2			
14	11	Rosemount Dara	5			
15	15	Bring Me Sunshine	5			

StrideMASTER Speed Maps are generated using each horse's settled positions from their previous starts. The settled position is usually taken at the second 200m sectional crossing point in the race. This report is automatically generated from the StrideMASTER database using historical data from the horse's previous starts.

Disclaimer.












Tasracing Pty Ltd and Thoroughbred Ratings Pty Ltd accepts no responsibility for the completeness or accuracy of any of the information contained herein, and makes no representations about its suitability for any particular purpose. Users should make their own judgements about those matters and/or seek independent advice. You assume all risks associated with use of the data provided on this page.

Speed Map

February 26, 2014, Race 2, CL4, Distance 1200m, Mowbray - Offset 3m

Compilation date: February 24, 2014, 12:33:08 PM (EST)

StrideMaster predicted tempo is: Even.

Barrier	TAB no.	Horse	Starts	Back	Midfield	Forward
1	11	Lolly Delight	5			
2	10	Josies Gee Gee	5			
3	8	The Chancer	5			
4	4	Mossgiel Village	5			
5	3	From the Bronx	5			
6	5	Date And Sign	5			
7	1	Hailed	4			
8	7	Copper Dancer	3			
9	2	Hold Onto Your Hat	5			
10	6	Liluka Belle	5			
11	9	Devil's Tears	5			

StrideMASTER Speed Maps are generated using each horse's settled positions from their previous starts. The settled position is usually taken at the second 200m sectional crossing point in the race. This report is automatically generated from the StrideMASTER database using historical data from the horse's previous starts.

Disclaimer.












Tasracing Pty Ltd and Thoroughbred Ratings Pty Ltd accepts no responsibility for the completeness or accuracy of any of the information contained herein, and makes no representations about its suitability for any particular purpose. Users should make their own judgements about those matters and/or seek independent advice. You assume all risks associated with use of the data provided on this page.

Speed Map

February 26, 2014, Race 3, BM78, Distance 1400m, Mowbray - Offset 3m

Compilation date: February 24, 2014, 12:33:08 PM (EST)

StrideMaster predicted tempo is: Even.

Barrier	TAB no.	Horse	Starts	Back	Midfield	Forward
1	10	Another Concerto	4			
2	8	Sienna of Sydney	5			
3	7	Coriace	5			
4	3	Ladali	5			
5	11	Mister Baldock	4			
6	2	Just a Beach	5			
7	1	Neil's Gold	5			
8	4	Streetwise Savoie	4			
9	6	Obligation	5			
10	9	Fashion Label	4			
11	5	Tuktoyaktuk	5			

StrideMASTER Speed Maps are generated using each horse's settled positions from their previous starts. The settled position is usually taken at the second 200m sectional crossing point in the race. This report is automatically generated from the StrideMASTER database using historical data from the horse's previous starts.

Disclaimer.












Tasracing Pty Ltd and Thoroughbred Ratings Pty Ltd accepts no responsibility for the completeness or accuracy of any of the information contained herein, and makes no representations about its suitability for any particular purpose. Users should make their own judgements about those matters and/or seek independent advice. You assume all risks associated with use of the data provided on this page.

Speed Map

February 26, 2014, Race 4, OPEN HCP, Distance 1200m, Mowbray - Offset 3m

Compilation date: February 24, 2014, 12:33:08 PM (EST)

StrideMaster predicted tempo is: Even.

Barrier	TAB no.	Horse	Starts	Back	Midfield	Forward
1	6	California Wish	4			
2	11	Ollie's Gold	5			
3	8	Flash Al Moon	4			
4	10	Enshroud	5			
5	1	Miss Stellabelle	1			
6	2	Success Dostta	5			
7	4	Second Dozen	4			
8	5	Grand Tycoon	4			
9	7	Anelene	4			
10	9	Los Skybo	4			
11	3	Snippetee Bee	4			

StrideMASTER Speed Maps are generated using each horse's settled positions from their previous starts. The settled position is usually taken at the second 200m sectional crossing point in the race. This report is automatically generated from the StrideMASTER database using historical data from the horse's previous starts.

Disclaimer.












Tasracing Pty Ltd and Thoroughbred Ratings Pty Ltd accepts no responsibility for the completeness or accuracy of any of the information contained herein, and makes no representations about its suitability for any particular purpose. Users should make their own judgements about those matters and/or seek independent advice. You assume all risks associated with use of the data provided on this page.

Speed Map

February 26, 2014, Race 5, 3Y HCP, Distance 1200m, Mowbray - Offset 3m

Compilation date: February 24, 2014, 12:33:08 PM (EST)

StrideMaster predicted tempo is: Even.

Barrier	TAB no.	Horse	Starts	Back	Midfield	Forward
1	6	Hellova Street	2			
2	8	No Spin Zone	5			
3	7	Just Mouse	3			
4	10	Stella Etoile	5			
5	3	Our Casanova	5			
6	4	Gee Gees Style	5			
7	1	Quest Master	5			
8	9	Miss Elsa	5			
9	11	Incum Coming	4			
10	5	Prickly Diamonds	3			
11	2	Havana Stash	4			

StrideMASTER Speed Maps are generated using each horse's settled positions from their previous starts. The settled position is usually taken at the second 200m sectional crossing point in the race. This report is automatically generated from the StrideMASTER database using historical data from the horse's previous starts.

Disclaimer.











Tasracing Pty Ltd and Thoroughbred Ratings Pty Ltd accepts no responsibility for the completeness or accuracy of any of the information contained herein, and makes no representations about its suitability for any particular purpose. Users should make their own judgements about those matters and/or seek independent advice. You assume all risks associated with use of the data provided on this page.

Speed Map

February 26, 2014, Race 6, GOLD SOV, Distance 1200m, Mowbray - Offset 3m

Compilation date: February 24, 2014, 12:33:08 PM (EST)

StrideMaster predicted tempo is: Even.

Barrier	TAB no.	Horse	Starts	Back	Midfield	Forward
1	8	Geegees Goldengirl	2			
2	1	Admiral	4			
3	4	Shiralee	3			
4	7	Lustica	2			
5	2	Geegees Doublejay	5			
6	9	Rumeron	3			
7	11	Jester Angel	0			
8	10	Erin's Element	3			
9	3	Concrete Johnny	3			
10	5	Toothless	1			
11	6	Valdez	3			

StrideMASTER Speed Maps are generated using each horse's settled positions from their previous starts. The settled position is usually taken at the second 200m sectional crossing point in the race. This report is automatically generated from the StrideMASTER database using historical data from the horse's previous starts.

Disclaimer.









Tasracing Pty Ltd and Thoroughbred Ratings Pty Ltd accepts no responsibility for the completeness or accuracy of any of the information contained herein, and makes no representations about its suitability for any particular purpose. Users should make their own judgements about those matters and/or seek independent advice. You assume all risks associated with use of the data provided on this page.

Speed Map

February 26, 2014, Race 7, TAS OAKS, Distance 2100m, Mowbray - Offset 3m

Compilation date: February 24, 2014, 12:33:08 PM (EST)

StrideMaster predicted tempo is: Even.

Barrier	TAB no.	Horse	Starts	Back	Midfield	Forward
1	9	Strada Saliente	0			
2	10	Halcyon	0			
3	8	More Than Ameira	0			
4	7	Hoop	3			
5	5	Geegee Pretty Jess	4			
6	1	Geegees Velvet	5			
7	6	At the Weekend	2			
8	11	New Vision	4			
9	2	Spinning Jenny	4			
10	3	Iggimacool	4			
11	4	Pressure Down	1			

StrideMASTER Speed Maps are generated using each horse's settled positions from their previous starts. The settled position is usually taken at the second 200m sectional crossing point in the race. This report is automatically generated from the StrideMASTER database using historical data from the horse's previous starts.

Disclaimer.













Tasracing Pty Ltd and Thoroughbred Ratings Pty Ltd accepts no responsibility for the completeness or accuracy of any of the information contained herein, and makes no representations about its suitability for any particular purpose. Users should make their own judgements about those matters and/or seek independent advice. You assume all risks associated with use of the data provided on this page.

Speed Map

February 26, 2014, Race 8, LAUN CUP, Distance 2400m, Mowbray - Offset 3m

Compilation date: February 24, 2014, 12:33:09 PM (EST)

StrideMaster predicted tempo is: Even.

Barrier	TAB no.	Horse	Starts	Back	Midfield	Forward
1	5	Red Eagle	5			
2	7	Keep the Cash	4			
3	10	Moonless	5			
4	9	Big Time	1			
5	12	Tsar of Russia	5			
6	13	Another Lad Al	5			
7	11	Gold to Go	0			
8	1	Geegees Blackflash	5			
9	3	Surpass	1			
10	8	Allegro Dehere	5			
11	4	Gee Gee's La Quita	5			
12	2	Epingle	1			
13	6	Temajim	4			

StrideMASTER Speed Maps are generated using each horse's settled positions from their previous starts. The settled position is usually taken at the second 200m sectional crossing point in the race. This report is automatically generated from the StrideMASTER database using historical data from the horse's previous starts.

Disclaimer.









Tasracing Pty Ltd and Thoroughbred Ratings Pty Ltd accepts no responsibility for the completeness or accuracy of any of the information contained herein, and makes no representations about its suitability for any particular purpose. Users should make their own judgements about those matters and/or seek independent advice. You assume all risks associated with use of the data provided on this page.

Speed Map

February 26, 2014, Race 9, GEO ADAMS, Distance 1600m, Mowbray - Offset 3m

Compilation date: February 24, 2014, 12:33:09 PM (EST)

StrideMaster predicted tempo is: Even.

Barrier	TAB no.	Horse	Starts	Back	Midfield	Forward
1	5	Relentless Pursuit	5			
2	3	Road Trippin'	1			
3	6	Mister John	4			
4	9	Inner Warrior	5			
5	4	Jakcorijim	5			
6	1	Youthful Jack	5			
7	7	Barysh Quest	5			
8	2	The Cleaner	3			
9	8	Bishops Castle	0			

StrideMASTER Speed Maps are generated using each horse's settled positions from their previous starts. The settled position is usually taken at the second 200m sectional crossing point in the race. This report is automatically generated from the StrideMASTER database using historical data from the horse's previous starts.

Disclaimer.




















Tasracing Pty Ltd and Thoroughbred Ratings Pty Ltd accepts no responsibility for the completeness or accuracy of any of the information contained herein, and makes no representations about its suitability for any particular purpose. Users should make their own judgements about those matters and/or seek independent advice. You assume all risks associated with use of the data provided on this page.

Speed Map

February 26, 2014, Race 10, BM68, Distance 1600m, Mowbray - Offset 3m

Compilation date: February 24, 2014, 12:33:09 PM (EST)

StrideMaster predicted tempo is: Even.

Barrier	TAB no.	Horse	Starts	Back	Midfield	Forward
1	17	Gee Gee's Lass	4			
2	4	Hot to Trot	5			
3	3	Credit Trader	4			
4	13	Gee Gee Miss Bee	5			
5	2	Keukenhof	4			
6	16	Talent Code	5			
7	6	Westering Home	4			
8	15	Len's Luck	5			
9	18	Nerak	4			
10	10	Crown Consul	5			
11	11	Visual Effects	5			
12	7	Bel Ombre	4			
13	9	Guru Rez	4			
14	12	Digger's Sunrise	5			
15	8	Fillout the Ticket	5			
16	5	Mega Excel	5			
17	14	Savvy Princess	4			
18	19	Mr McCartney	4			
19	1	Sandeep	5			

StrideMASTER Speed Maps are generated using each horse's settled positions from their previous starts. The settled position is usually taken at the second 200m sectional crossing point in the race. This report is automatically generated from the StrideMASTER database using historical data from the horse's previous starts.

Disclaimer.

Tasracing Pty Ltd and Thoroughbred Ratings Pty Ltd accepts no responsibility for the completeness or accuracy of any of the information contained herein, and makes no representations about its suitability for any particular purpose. Users should make their own judgements about those matters and/or seek independent advice. You assume all risks associated with use of the data provided on this page.