



Speed Map

Tasmanian Turf Club, Launceston, March 19, 2014

Form Guide

Compilation date: March 17, 2014, 12:41:21 PM (EST)

Copyright © 2014 Tasracing Pty Ltd. All rights reserved.

Trademarks.

StrideMASTER is a registered trademark of Thoroughbred Ratings Pty Ltd.

Disclaimer.

















Tasracing Pty Ltd and Thoroughbred Ratings Pty Ltd accepts no responsibility for the completeness or accuracy of any of the information contained herein, and makes no representations about its suitability for any particular purpose. Users should make their own judgements about those matters and/or seek independent advice. You assume all risks associated with use of the data provided on this page.

Speed Map

March 19, 2014, Race 1, MDN/CL1-SW, Distance 2100m, Mowbray - Offset 0m

Compilation date: March 17, 2014, 12:41:21 PM (EST)

StrideMaster predicted tempo is: Slow.

| Barrier | TAB no. | Horse | Starts | Back | Midfield | Forward |
|---------|---------|--------------------|--------|---|---|--|
| 1 | 10 | Topiary | 5 | |  | |
| 2 | 1 | Dartel | 4 | | |  |
| 3 | 9 | Sure Up the Future | 5 | |  | |
| 4 | 5 | Count the Stars | 4 | | |  |
| 5 | 3 | Nice And Brief | 2 | |  | |
| 6 | 4 | At St Davids | 3 | |  | |
| 7 | 12 | Delightful Weekend | 2 | | |  |
| 8 | 13 | Chain of Prayers | 1 |  | | |
| 9 | 16 | Aladoni | 5 |  | | |
| 10 | 8 | Sonetto | 4 | |  | |
| 11 | 6 | Keep Racing | 5 | |  | |
| 12 | 15 | New Vision | 5 | | |  |
| 13 | 2 | Gee Gees Cool Kid | 5 | |  | |
| 14 | 11 | Hoop | 3 | | |  |
| 15 | 7 | Master Alfred | 5 | |  | |
| 16 | 14 | Digger's Dame | 4 | |  | |

StrideMASTER Speed Maps are generated using each horse's settled positions from their previous starts. The settled position is usually taken at the second 200m sectional crossing point in the race. This report is automatically generated from the StrideMASTER database using historical data from the horse's previous starts.

Disclaimer.






Tasracing Pty Ltd and Thoroughbred Ratings Pty Ltd accepts no responsibility for the completeness or accuracy of any of the information contained herein, and makes no representations about its suitability for any particular purpose. Users should make their own judgements about those matters and/or seek independent advice. You assume all risks associated with use of the data provided on this page.

Speed Map

March 19, 2014, Race 2, 2Y HCP, Distance 1200m, Mowbray - Offset 0m

Compilation date: March 17, 2014, 12:41:22 PM (EST)

StrideMaster predicted tempo is: Even.

| Barrier | TAB no. | Horse | Starts | Back | Midfield | Forward |
|---------|---------|------------------|--------|---|---|---|
| 1 | 2 | Flying Flo Jo | 2 | | |  |
| 2 | 4 | Erin's Element | 3 | |  | |
| 3 | 1 | Concrete Johnny | 4 | | |  |
| 4 | 5 | Our Lucky Girl | 1 | |  | |
| 5 | 3 | Don't Tell Kayla | 1 |  | | |

StrideMASTER Speed Maps are generated using each horse's settled positions from their previous starts. The settled position is usually taken at the second 200m sectional crossing point in the race. This report is automatically generated from the StrideMASTER database using historical data from the horse's previous starts.

Disclaimer.










Tasracing Pty Ltd and Thoroughbred Ratings Pty Ltd accepts no responsibility for the completeness or accuracy of any of the information contained herein, and makes no representations about its suitability for any particular purpose. Users should make their own judgements about those matters and/or seek independent advice. You assume all risks associated with use of the data provided on this page.

Speed Map

March 19, 2014, Race 3, BM62, Distance 1200m, Mowbray - Offset 0m

Compilation date: March 17, 2014, 12:41:22 PM (EST)

StrideMaster predicted tempo is: Even.

| Barrier | TAB no. | Horse | Starts | Back | Midfield | Forward |
|---------|---------|------------------|--------|---|---|---|
| 1 | 6 | Rain Storm | 5 | | |  |
| 2 | 9 | Gee Gee Showgirl | 5 | |  | |
| 3 | 4 | My Angels | 5 | |  | |
| 4 | 5 | Christies | 5 |  | | |
| 5 | 2 | From the Bronx | 5 | |  | |
| 6 | 1 | Jypsiere | 5 | | |  |
| 7 | 8 | Celtic Dawn | 5 | |  | |
| 8 | 7 | Searlait | 5 | | |  |
| 9 | 3 | Josies Gee Gee | 5 | | |  |

StrideMASTER Speed Maps are generated using each horse's settled positions from their previous starts. The settled position is usually taken at the second 200m sectional crossing point in the race. This report is automatically generated from the StrideMASTER database using historical data from the horse's previous starts.

Disclaimer.









Tasracing Pty Ltd and Thoroughbred Ratings Pty Ltd accepts no responsibility for the completeness or accuracy of any of the information contained herein, and makes no representations about its suitability for any particular purpose. Users should make their own judgements about those matters and/or seek independent advice. You assume all risks associated with use of the data provided on this page.

Speed Map

March 19, 2014, Race 4, MDN-SW, Distance 1200m, Mowbray - Offset 0m

Compilation date: March 17, 2014, 12:41:22 PM (EST)

StrideMaster predicted tempo is: Even.

| Barrier | TAB no. | Horse | Starts | Back | Midfield | Forward |
|---------|---------|-------------------|--------|---|---|---|
| 1 | 5 | Bachelor's Life | 4 | |  | |
| 2 | 4 | Warrior's Quest | 3 |  | | |
| 3 | 3 | Ourmatealvin | 5 | |  | |
| 4 | 9 | Prima Donna Lady | 0 | | | |
| 5 | 2 | Mundine | 4 | | |  |
| 6 | 11 | To Dear to Run | 1 | | |  |
| 7 | 1 | Military Boy | 4 | |  | |
| 8 | 10 | Teton's Poppy | 5 |  | | |
| 9 | 6 | Court Candel | 0 | | | |
| 10 | 7 | Gee Gees Dutchess | 5 | | |  |
| 11 | 8 | Lancashire | 0 | | | |

StrideMASTER Speed Maps are generated using each horse's settled positions from their previous starts. The settled position is usually taken at the second 200m sectional crossing point in the race. This report is automatically generated from the StrideMASTER database using historical data from the horse's previous starts.

Disclaimer.










Tasracing Pty Ltd and Thoroughbred Ratings Pty Ltd accepts no responsibility for the completeness or accuracy of any of the information contained herein, and makes no representations about its suitability for any particular purpose. Users should make their own judgements about those matters and/or seek independent advice. You assume all risks associated with use of the data provided on this page.

Speed Map

March 19, 2014, Race 5, BM68, Distance 1600m, Mowbray - Offset 0m

Compilation date: March 17, 2014, 12:41:22 PM (EST)

StrideMaster predicted tempo is: Even.

| Barrier | TAB no. | Horse | Starts | Back | Midfield | Forward |
|---------|---------|------------------|--------|---|---|---|
| 1 | 3 | Guru Rez | 5 | |  | |
| 2 | 6 | Gee Gee Miss Bee | 5 |  | | |
| 3 | 2 | Chiming | 5 | |  | |
| 4 | 5 | Talent Code | 5 |  | | |
| 5 | 1 | Hot to Trot | 5 | | |  |
| 6 | 9 | Gee Gees Opera | 5 |  | | |
| 7 | 7 | Digger's Sunrise | 5 | | |  |
| 8 | 8 | Kentucky Tea | 4 |  | | |
| 9 | 4 | Thorn Man | 5 | |  | |

StrideMASTER Speed Maps are generated using each horse's settled positions from their previous starts. The settled position is usually taken at the second 200m sectional crossing point in the race. This report is automatically generated from the StrideMASTER database using historical data from the horse's previous starts.

Disclaimer.







Tasracing Pty Ltd and Thoroughbred Ratings Pty Ltd accepts no responsibility for the completeness or accuracy of any of the information contained herein, and makes no representations about its suitability for any particular purpose. Users should make their own judgements about those matters and/or seek independent advice. You assume all risks associated with use of the data provided on this page.

Speed Map

March 19, 2014, Race 6, BM78, Distance 1400m, Mowbray - Offset 0m

Compilation date: March 17, 2014, 12:41:22 PM (EST)

StrideMaster predicted tempo is: Even.

| Barrier | TAB no. | Horse | Starts | Back | Midfield | Forward |
|---------|---------|--------------------|--------|---|---|---|
| 1 | 5 | Ollie's Gold | 5 | | |  |
| 2 | 3 | Royal Miswaki | 5 |  | | |
| 3 | 1 | Second Dozen | 4 | |  | |
| 4 | 4 | Obligation | 5 | |  | |
| 5 | 2 | Streetwise Savoire | 5 | |  | |
| 6 | 6 | Mossgiel Village | 5 | |  | |

StrideMASTER Speed Maps are generated using each horse's settled positions from their previous starts. The settled position is usually taken at the second 200m sectional crossing point in the race. This report is automatically generated from the StrideMASTER database using historical data from the horse's previous starts.

Disclaimer.








Tasracing Pty Ltd and Thoroughbred Ratings Pty Ltd accepts no responsibility for the completeness or accuracy of any of the information contained herein, and makes no representations about its suitability for any particular purpose. Users should make their own judgements about those matters and/or seek independent advice. You assume all risks associated with use of the data provided on this page.

Speed Map

March 19, 2014, Race 7, OPN HCP, Distance 1200m, Mowbray - Offset 0m

Compilation date: March 17, 2014, 12:41:22 PM (EST)

StrideMaster predicted tempo is: Even.

| Barrier | TAB no. | Horse | Starts | Back | Midfield | Forward |
|---------|---------|-----------------|--------|---|---|---|
| 1 | 4 | Flash Al Moon | 4 | |  | |
| 2 | 7 | Good Boy Robert | 5 | |  | |
| 3 | 1 | Youthful Jack | 5 | |  | |
| 4 | 6 | Prince Obama | 4 |  | | |
| 5 | 2 | California Wish | 4 | | |  |
| 6 | 5 | Los Skybo | 5 | |  | |
| 7 | 8 | Hammer Time | 0 | | | |
| 8 | 3 | Just a Beach | 5 | |  | |

StrideMASTER Speed Maps are generated using each horse's settled positions from their previous starts. The settled position is usually taken at the second 200m sectional crossing point in the race. This report is automatically generated from the StrideMASTER database using historical data from the horse's previous starts.

Disclaimer.










Tasracing Pty Ltd and Thoroughbred Ratings Pty Ltd accepts no responsibility for the completeness or accuracy of any of the information contained herein, and makes no representations about its suitability for any particular purpose. Users should make their own judgements about those matters and/or seek independent advice. You assume all risks associated with use of the data provided on this page.

Speed Map

March 19, 2014, Race 8, CL1, Distance 1200m, Mowbray - Offset 0m

Compilation date: March 17, 2014, 12:41:23 PM (EST)

StrideMaster predicted tempo is: Even.

| Barrier | TAB no. | Horse | Starts | Back | Midfield | Forward |
|---------|---------|------------------|--------|------|---|---|
| 1 | 5 | Sister Quest | 5 | | |  |
| 2 | 6 | One More Red | 5 | |  | |
| 3 | 2 | Danish Rock | 2 | |  | |
| 4 | 3 | Set for Tea | 3 | | |  |
| 5 | 7 | Our Clangalang | 4 | |  | |
| 6 | 8 | Ciao Marco | 5 | | |  |
| 7 | 1 | Prickly Diamonds | 4 | |  | |
| 8 | 4 | Victor Victorium | 5 | |  | |
| 9 | 9 | Grandarci | 4 | |  | |

StrideMASTER Speed Maps are generated using each horse's settled positions from their previous starts. The settled position is usually taken at the second 200m sectional crossing point in the race. This report is automatically generated from the StrideMASTER database using historical data from the horse's previous starts.

Disclaimer.

Tasracing Pty Ltd and Thoroughbred Ratings Pty Ltd accepts no responsibility for the completeness or accuracy of any of the information contained herein, and makes no representations about its suitability for any particular purpose. Users should make their own judgements about those matters and/or seek independent advice. You assume all risks associated with use of the data provided on this page.