



## Speed Map

Tasmanian Turf Club, Launceston, March 26, 2014

### Form Guide

Compilation date: March 24, 2014, 12:35:56 PM (EST)

Copyright © 2014 Tasracing Pty Ltd. All rights reserved.

### Trademarks.

StrideMASTER is a registered trademark of Thoroughbred Ratings Pty Ltd.

### Disclaimer.












Tasracing Pty Ltd and Thoroughbred Ratings Pty Ltd accepts no responsibility for the completeness or accuracy of any of the information contained herein, and makes no representations about its suitability for any particular purpose. Users should make their own judgements about those matters and/or seek independent advice. You assume all risks associated with use of the data provided on this page.

# Speed Map

March 26, 2014, Race 1, MDN-SW, Distance 1200m, Mowbray - Offset 3m

Compilation date: March 24, 2014, 12:35:56 PM (EST)

StrideMaster predicted tempo is: Fast.

Barrier	TAB no.	Horse	Starts	Back	Midfield	Forward
1	5	The Stockman	4			
2	2	Fair Player	3			
3	12	Sheza Fatty Boomba	3			
4	6	Bustarooni	2			
5	8	Shah Deimos	1			
6	3	Glendevie	5			
7	13	Liberty Heights	2			
8	7	It's Flash AI	2			
9	9	Western Front	0			
10	4	Rumbling	1			
11	11	Rich Mantle	0			
12	10	Prima Donna Lady	1			
13	1	Crazy Coen	5			

StrideMASTER Speed Maps are generated using each horse's settled positions from their previous starts. The settled position is usually taken at the second 200m sectional crossing point in the race. This report is automatically generated from the StrideMASTER database using historical data from the horse's previous starts.

**Disclaimer.**









Tasracing Pty Ltd and Thoroughbred Ratings Pty Ltd accepts no responsibility for the completeness or accuracy of any of the information contained herein, and makes no representations about its suitability for any particular purpose. Users should make their own judgements about those matters and/or seek independent advice. You assume all risks associated with use of the data provided on this page.

# Speed Map

March 26, 2014, Race 2, CL2, Distance 1200m, Mowbray - Offset 3m

Compilation date: March 24, 2014, 12:35:57 PM (EST)

StrideMaster predicted tempo is: Even.

Barrier	TAB no.	Horse	Starts	Back	Midfield	Forward
1	6	Deceitful Cove	5			
2	7	Royal Beluga	4			
3	1	Willow the Wisp	5			
4	2	Arctic Blitz	5			
5	4	Pinks a Legend	5			
6	3	Espry	5			
7	5	Acacia Bloom	4			
8	8	Yasir	5			

StrideMASTER Speed Maps are generated using each horse's settled positions from their previous starts. The settled position is usually taken at the second 200m sectional crossing point in the race. This report is automatically generated from the StrideMASTER database using historical data from the horse's previous starts.

**Disclaimer.**










Tasracing Pty Ltd and Thoroughbred Ratings Pty Ltd accepts no responsibility for the completeness or accuracy of any of the information contained herein, and makes no representations about its suitability for any particular purpose. Users should make their own judgements about those matters and/or seek independent advice. You assume all risks associated with use of the data provided on this page.

# Speed Map

March 26, 2014, Race 3, CL1, Distance 1400m, Mowbray - Offset 3m

Compilation date: March 24, 2014, 12:35:57 PM (EST)

StrideMaster predicted tempo is: Even.

Barrier	TAB no.	Horse	Starts	Back	Midfield	Forward
1	2	Rollinginthedeep	3			
2	6	Incumblonde	5			
3	7	Maglia Rosa	4			
4	1	Our Casanova	5			
5	5	Fuming	1			
6	8	Ciao Marco	5			
7	9	Neconni Girl	5			
8	4	Up Cups	4			
9	3	Blue Tier	4			

StrideMASTER Speed Maps are generated using each horse's settled positions from their previous starts. The settled position is usually taken at the second 200m sectional crossing point in the race. This report is automatically generated from the StrideMASTER database using historical data from the horse's previous starts.

#### Disclaimer.




Tasracing Pty Ltd and Thoroughbred Ratings Pty Ltd accepts no responsibility for the completeness or accuracy of any of the information contained herein, and makes no representations about its suitability for any particular purpose. Users should make their own judgements about those matters and/or seek independent advice. You assume all risks associated with use of the data provided on this page.

# Speed Map

March 26, 2014, Race 4, 2Y MDN-SW, Distance 1100m, Mowbray - Offset 3m

Compilation date: March 24, 2014, 12:35:57 PM (EST)

StrideMaster predicted tempo is: Slow.

Barrier	TAB no.	Horse	Starts	Back	Midfield	Forward
1	5	Savrajette	0			
2	4	Crib Point	2			
3	2	Don't Tell Kayla	2			
4	3	Gee Gees Supreme	0			
5	1	Calavera	1			

StrideMASTER Speed Maps are generated using each horse's settled positions from their previous starts. The settled position is usually taken at the second 200m sectional crossing point in the race. This report is automatically generated from the StrideMASTER database using historical data from the horse's previous starts.

**Disclaimer.**






Tasracing Pty Ltd and Thoroughbred Ratings Pty Ltd accepts no responsibility for the completeness or accuracy of any of the information contained herein, and makes no representations about its suitability for any particular purpose. Users should make their own judgements about those matters and/or seek independent advice. You assume all risks associated with use of the data provided on this page.

# Speed Map

March 26, 2014, Race 5, BM78, Distance 1600m, Mowbray - Offset 3m

Compilation date: March 24, 2014, 12:35:57 PM (EST)

StrideMaster predicted tempo is: Slow.

Barrier	TAB no.	Horse	Starts	Back	Midfield	Forward
1	1	Success Dostta	5			
2	5	Smoke 'n' Whisky	5			
3	3	Royal Miswaki	5			
4	2	Temajim	4			
5	4	Mega Excel	5			

StrideMASTER Speed Maps are generated using each horse's settled positions from their previous starts. The settled position is usually taken at the second 200m sectional crossing point in the race. This report is automatically generated from the StrideMASTER database using historical data from the horse's previous starts.

#### Disclaimer.






Tasracing Pty Ltd and Thoroughbred Ratings Pty Ltd accepts no responsibility for the completeness or accuracy of any of the information contained herein, and makes no representations about its suitability for any particular purpose. Users should make their own judgements about those matters and/or seek independent advice. You assume all risks associated with use of the data provided on this page.

# Speed Map

March 26, 2014, Race 6, CL4, Distance 1200m, Mowbray - Offset 3m

Compilation date: March 24, 2014, 12:35:57 PM (EST)

StrideMaster predicted tempo is: Even.

Barrier	TAB no.	Horse	Starts	Back	Midfield	Forward
1	2	Bel Ombre	4			
2	4	Copper Dancer	4			
3	3	Bundaleda	5			
4	5	Yellow Tagh	4			
5	1	Difrent	5			

StrideMASTER Speed Maps are generated using each horse's settled positions from their previous starts. The settled position is usually taken at the second 200m sectional crossing point in the race. This report is automatically generated from the StrideMASTER database using historical data from the horse's previous starts.

**Disclaimer.**







Tasracing Pty Ltd and Thoroughbred Ratings Pty Ltd accepts no responsibility for the completeness or accuracy of any of the information contained herein, and makes no representations about its suitability for any particular purpose. Users should make their own judgements about those matters and/or seek independent advice. You assume all risks associated with use of the data provided on this page.

# Speed Map

March 26, 2014, Race 7, BM68, Distance 2100m, Mowbray - Offset 3m

Compilation date: March 24, 2014, 12:35:57 PM (EST)

StrideMaster predicted tempo is: Even.

Barrier	TAB no.	Horse	Starts	Back	Midfield	Forward
1	3	Thorn Man	4			
2	4	Another Lad Al	5			
3	6	Topiary	5			
4	5	Gee Gee Miss Bee	5			
5	1	Spotluck	5			
6	2	Westering Home	5			

StrideMASTER Speed Maps are generated using each horse's settled positions from their previous starts. The settled position is usually taken at the second 200m sectional crossing point in the race. This report is automatically generated from the StrideMASTER database using historical data from the horse's previous starts.

**Disclaimer.**

Tasracing Pty Ltd and Thoroughbred Ratings Pty Ltd accepts no responsibility for the completeness or accuracy of any of the information contained herein, and makes no representations about its suitability for any particular purpose. Users should make their own judgements about those matters and/or seek independent advice. You assume all risks associated with use of the data provided on this page.













# Speed Map

March 26, 2014, Race 8, MDN/CL1-SW, Distance 1600m, Mowbray - Offset 3m

Compilation date: March 24, 2014, 12:35:57 PM (EST)

StrideMaster predicted tempo is: Even.

Barrier	TAB no.	Horse	Starts	Back	Midfield	Forward
1	9	Aladoni	5			
2	4	Grandarci	4			
3	6	Keep Racing	5			
4	2	Diocese	5			
5	8	Windedo	4			
6	7	Sonetto	5			
7	3	Gee Gees Cool Kid	5			
8	10	Long Lashes	4			
9	5	Spud's Pride	3			
10	1	Cool Partner	4			

StrideMASTER Speed Maps are generated using each horse's settled positions from their previous starts. The settled position is usually taken at the second 200m sectional crossing point in the race. This report is automatically generated from the StrideMASTER database using historical data from the horse's previous starts.

#### Disclaimer.

Tasracing Pty Ltd and Thoroughbred Ratings Pty Ltd accepts no responsibility for the completeness or accuracy of any of the information contained herein, and makes no representations about its suitability for any particular purpose. Users should make their own judgements about those matters and/or seek independent advice. You assume all risks associated with use of the data provided on this page.