



Speed Map

Tasmanian Turf Club, Launceston, June 22, 2014

Form Guide

Compilation date: June 18, 2014, 12:34:02 PM (EST)

Copyright © 2014 Tasracing Pty Ltd. All rights reserved.

Trademarks.

StrideMASTER is a registered trademark of Thoroughbred Ratings Pty Ltd.

Disclaimer.









Tasracing Pty Ltd and Thoroughbred Ratings Pty Ltd accepts no responsibility for the completeness or accuracy of any of the information contained herein, and makes no representations about its suitability for any particular purpose. Users should make their own judgements about those matters and/or seek independent advice. You assume all risks associated with use of the data provided on this page.

Speed Map

June 22, 2014, Race 1, MDN/CL1-SW, Distance 2100m, Mowbray - Offset 4m

Compilation date: June 18, 2014, 12:34:02 PM (EST)

StrideMaster predicted tempo is: Even.

Barrier	TAB no.	Horse	Starts	Back	Midfield	Forward
1	6	Make Us Richo	5			
2	7	Mr Keith	3			
3	5	Letters	3			
4	4	Delightful Weekend	4			
5	2	Master Alfred	5			
6	3	Barbara's Girl	2			
7	8	Setoni	5			
8	1	Decent Deal	5			

StrideMASTER Speed Maps are generated using each horse's settled positions from their previous starts. The settled position is usually taken at the second 200m sectional crossing point in the race. This report is automatically generated from the StrideMASTER database using historical data from the horse's previous starts.

Disclaimer.













Tasracing Pty Ltd and Thoroughbred Ratings Pty Ltd accepts no responsibility for the completeness or accuracy of any of the information contained herein, and makes no representations about its suitability for any particular purpose. Users should make their own judgements about those matters and/or seek independent advice. You assume all risks associated with use of the data provided on this page.

Speed Map

June 22, 2014, Race 2, 2UP MDN-SW, Distance 1200m, Mowbray - Offset 4m

Compilation date: June 18, 2014, 12:34:03 PM (EST)

StrideMaster predicted tempo is: Even.

Barrier	TAB no.	Horse	Starts	Back	Midfield	Forward
1	14	Sister Ignatius	4			
2	6	The Real Deal	1			
3	1	Flying Stevie	2			
4	3	Lord Farquaad	2			
5	9	Eternal Dream	5			
6	7	Zagan	0			
7	11	Helera	3			
8	13	Shezastig	1			
9	2	Geegee's Lover Boy	4			
10	4	Porto	5			
11	12	Sahara Girl	2			
12	5	The Candyman Can	0			
13	10	Goodtime Story	5			
14	8	Decent Bird	3			

StrideMASTER Speed Maps are generated using each horse's settled positions from their previous starts. The settled position is usually taken at the second 200m sectional crossing point in the race. This report is automatically generated from the StrideMASTER database using historical data from the horse's previous starts.

Disclaimer.












Tasracing Pty Ltd and Thoroughbred Ratings Pty Ltd accepts no responsibility for the completeness or accuracy of any of the information contained herein, and makes no representations about its suitability for any particular purpose. Users should make their own judgements about those matters and/or seek independent advice. You assume all risks associated with use of the data provided on this page.

Speed Map

June 22, 2014, Race 3, 2UP MDN-SW, Distance 1200m, Mowbray - Offset 4m

Compilation date: June 18, 2014, 12:34:03 PM (EST)

StrideMaster predicted tempo is: Fast.

Barrier	TAB no.	Horse	Starts	Back	Midfield	Forward
1	10	Delrianna	3			
2	3	Geegee's Clang	5			
3	4	Glenferry Road	5			
4	8	Alpine Angel	2			
5	13	Spirit of Nia	3			
6	2	Chips	4			
7	11	Nuclear Star	1			
8	5	Lost My Patience	4			
9	1	Bideford	0			
10	6	Montinello	0			
11	12	Sheza Fatty Boomba	5			
12	7	Mygreyhorse	5			
13	9	Billemma	5			

StrideMASTER Speed Maps are generated using each horse's settled positions from their previous starts. The settled position is usually taken at the second 200m sectional crossing point in the race. This report is automatically generated from the StrideMASTER database using historical data from the horse's previous starts.

Disclaimer.





Tasracing Pty Ltd and Thoroughbred Ratings Pty Ltd accepts no responsibility for the completeness or accuracy of any of the information contained herein, and makes no representations about its suitability for any particular purpose. Users should make their own judgements about those matters and/or seek independent advice. You assume all risks associated with use of the data provided on this page.

Speed Map

June 22, 2014, Race 4, 2Y HCP, Distance 1200m, Mowbray - Offset 4m

Compilation date: June 18, 2014, 12:34:03 PM (EST)

StrideMaster predicted tempo is: Slow.

Barrier	TAB no.	Horse	Starts	Back	Midfield	Forward
1	4	Magnasa	2			
2	9	Watch Over Me	0			
3	2	Our Winston	0			
4	1	Valiant Warrior	1			
5	7	Gwemrae	0			
6	6	Arachne	0			
7	3	Anytime Soon	1			
8	10	Cool Kisses	3			
9	5	Ali Grace	0			
10	8	She's Aliz	0			

StrideMASTER Speed Maps are generated using each horse's settled positions from their previous starts. The settled position is usually taken at the second 200m sectional crossing point in the race. This report is automatically generated from the StrideMASTER database using historical data from the horse's previous starts.

Disclaimer.








Tasracing Pty Ltd and Thoroughbred Ratings Pty Ltd accepts no responsibility for the completeness or accuracy of any of the information contained herein, and makes no representations about its suitability for any particular purpose. Users should make their own judgements about those matters and/or seek independent advice. You assume all risks associated with use of the data provided on this page.

Speed Map

June 22, 2014, Race 5, CL2, Distance 1200m, Mowbray - Offset 4m

Compilation date: June 18, 2014, 12:34:03 PM (EST)

StrideMaster predicted tempo is: Even.

Barrier	TAB no.	Horse	Starts	Back	Midfield	Forward
1	5	Sister Quest	5			
2	8	Yasir	5			
3	7	Well Written	0			
4	1	Van Diemens Fire	4			
5	4	Zarimby	5			
6	3	Poucher	4			
7	6	Tyrekicker	5			
8	2	Fanesto	5			

StrideMASTER Speed Maps are generated using each horse's settled positions from their previous starts. The settled position is usually taken at the second 200m sectional crossing point in the race. This report is automatically generated from the StrideMASTER database using historical data from the horse's previous starts.

Disclaimer.

















Tasracing Pty Ltd and Thoroughbred Ratings Pty Ltd accepts no responsibility for the completeness or accuracy of any of the information contained herein, and makes no representations about its suitability for any particular purpose. Users should make their own judgements about those matters and/or seek independent advice. You assume all risks associated with use of the data provided on this page.

Speed Map

June 22, 2014, Race 6, CL1, Distance 1400m, Mowbray - Offset 4m

Compilation date: June 18, 2014, 12:34:03 PM (EST)

StrideMaster predicted tempo is: Even.

Barrier	TAB no.	Horse	Starts	Back	Midfield	Forward
1	7	Churinga	5			
2	5	Arras	2			
3	3	Ourmatealvin	5			
4	10	Evil Intent	5			
5	14	Allgone	5			
6	16	Dartel	5			
7	11	General Gee Gee	5			
8	13	Summer Downs	5			
9	2	Kobble Creek	5			
10	6	Braver	3			
11	4	Sting'em	5			
12	12	Alive	5			
13	9	Zabibo	5			
14	1	Triple Bee	3			
15	8	Sparkling Moon	5			
16	15	Set for Tea	5			

StrideMASTER Speed Maps are generated using each horse's settled positions from their previous starts. The settled position is usually taken at the second 200m sectional crossing point in the race. This report is automatically generated from the StrideMASTER database using historical data from the horse's previous starts.

Disclaimer.
















Tasracing Pty Ltd and Thoroughbred Ratings Pty Ltd accepts no responsibility for the completeness or accuracy of any of the information contained herein, and makes no representations about its suitability for any particular purpose. Users should make their own judgements about those matters and/or seek independent advice. You assume all risks associated with use of the data provided on this page.

Speed Map

June 22, 2014, Race 7, BM62, Distance 1600m, Mowbray - Offset 4m

Compilation date: June 18, 2014, 12:34:03 PM (EST)

StrideMaster predicted tempo is: Even.

Barrier	TAB no.	Horse	Starts	Back	Midfield	Forward
1	13	Savvy Princess	5			
2	7	Digger's Sunrise	5			
3	8	Freddie Two Shoes	5			
4	16	Fiji Princess	0			
5	3	Father Ned	5			
6	9	Newstart	4			
7	14	Chimed Inn	4			
8	2	Revenging	4			
9	6	Mr McCartney	5			
10	1	Reach the Moon	4			
11	12	Gee Gees Opera	5			
12	4	Sudden Glory	5			
13	11	Incumblonde	4			
14	5	Grey Hype	5			
15	15	Gee Gees Cool Kid	5			
16	10	Ourmaher	5			

StrideMASTER Speed Maps are generated using each horse's settled positions from their previous starts. The settled position is usually taken at the second 200m sectional crossing point in the race. This report is automatically generated from the StrideMASTER database using historical data from the horse's previous starts.

Disclaimer.









Tasracing Pty Ltd and Thoroughbred Ratings Pty Ltd accepts no responsibility for the completeness or accuracy of any of the information contained herein, and makes no representations about its suitability for any particular purpose. Users should make their own judgements about those matters and/or seek independent advice. You assume all risks associated with use of the data provided on this page.

Speed Map

June 22, 2014, Race 8, BM78, Distance 1600m, Mowbray - Offset 4m

Compilation date: June 18, 2014, 12:34:03 PM (EST)

StrideMaster predicted tempo is: Even.

Barrier	TAB no.	Horse	Starts	Back	Midfield	Forward
1	5	Settler's Joy	5			
2	8	Sparton	3			
3	6	Our Casanova	5			
4	7	Blacko	5			
5	4	Grey Gown	2			
6	2	Lander Dollar	5			
7	3	Can Get Thirsty	5			
8	1	Sun Disk	5			

StrideMASTER Speed Maps are generated using each horse's settled positions from their previous starts. The settled position is usually taken at the second 200m sectional crossing point in the race. This report is automatically generated from the StrideMASTER database using historical data from the horse's previous starts.

Disclaimer.










Tasracing Pty Ltd and Thoroughbred Ratings Pty Ltd accepts no responsibility for the completeness or accuracy of any of the information contained herein, and makes no representations about its suitability for any particular purpose. Users should make their own judgements about those matters and/or seek independent advice. You assume all risks associated with use of the data provided on this page.

Speed Map

June 22, 2014, Race 9, BM68, Distance 1200m, Mowbray - Offset 4m

Compilation date: June 18, 2014, 12:34:03 PM (EST)

StrideMaster predicted tempo is: Even.

Barrier	TAB no.	Horse	Starts	Back	Midfield	Forward
1	8	Dangerous Geegee	4			
2	3	Moonless	5			
3	2	Tuktoyaktuk	5			
4	6	Sienna of Sydney	5			
5	4	Al Jandar	2			
6	7	Liluka Belle	5			
7	1	Hell Strong	4			
8	5	Landstar	5			
9	9	Wills Hope	5			

StrideMASTER Speed Maps are generated using each horse's settled positions from their previous starts. The settled position is usually taken at the second 200m sectional crossing point in the race. This report is automatically generated from the StrideMASTER database using historical data from the horse's previous starts.

Disclaimer.

Tasracing Pty Ltd and Thoroughbred Ratings Pty Ltd accepts no responsibility for the completeness or accuracy of any of the information contained herein, and makes no representations about its suitability for any particular purpose. Users should make their own judgements about those matters and/or seek independent advice. You assume all risks associated with use of the data provided on this page.