



Speed Map

Tasmanian Turf Club, Launceston, October 29, 2014

Form Guide

Compilation date: October 27, 2014, 12:32:27 PM (EST)

Copyright © 2014 Tasracing Pty Ltd. All rights reserved.

Trademarks.

StrideMASTER is a registered trademark of Thoroughbred Ratings Pty Ltd.

Disclaimer.
















Tasracing Pty Ltd and Thoroughbred Ratings Pty Ltd accepts no responsibility for the completeness or accuracy of any of the information contained herein, and makes no representations about its suitability for any particular purpose. Users should make their own judgements about those matters and/or seek independent advice. You assume all risks associated with use of the data provided on this page.

Speed Map

October 29, 2014, Race 1, CL1, Distance 1220m, Mowbray - Offset 9m

Compilation date: October 27, 2014, 12:32:27 PM (EST)

StrideMaster predicted tempo is: Fast.

Barrier	TAB no.	Horse	Starts	Back	Midfield	Forward
1	15	Gotta Have Vibe	5			
2	9	Ritzzy Bar	5			
3	4	Shiralee	4			
4	12	Court Candel	5			
5	11	Arras	5			
6	10	Sahara Girl	5			
7	2	Mensa Magic	5			
8	14	Our Lucky Girl	5			
9	7	Shezastig	4			
10	5	Moonrise	5			
11	6	Ohsotuf	3			
12	13	Flying Flo Jo	5			
13	3	It's Flash AI	5			
14	1	Flying Ensign	2			
15	8	Golden Aces	5			

StrideMASTER Speed Maps are generated using each horse's settled positions from their previous starts. The settled position is usually taken at the second 200m sectional crossing point in the race. This report is automatically generated from the StrideMASTER database using historical data from the horse's previous starts.

Disclaimer.











Tasracing Pty Ltd and Thoroughbred Ratings Pty Ltd accepts no responsibility for the completeness or accuracy of any of the information contained herein, and makes no representations about its suitability for any particular purpose. Users should make their own judgements about those matters and/or seek independent advice. You assume all risks associated with use of the data provided on this page.

Speed Map

October 29, 2014, Race 2, F&M MDN-SW, Distance 1220m, Mowbray - Offset 9m

Compilation date: October 27, 2014, 12:32:27 PM (EST)

StrideMaster predicted tempo is: Even.

Barrier	TAB no.	Horse	Starts	Back	Midfield	Forward
1	7	Tangerine Queen	4			
2	9	Like Alulu	0			
3	3	Jilly Babe	3			
4	8	Ain't the Whisky	1			
5	6	Rozzie Roo	1			
6	2	Ebideliah	1			
7	10	Phantasmagoria	0			
8	5	Peachwood	1			
9	12	Village Green	1			
10	4	Liberty Heights	2			
11	11	Shayana	3			
12	1	Anpao	1			

StrideMASTER Speed Maps are generated using each horse's settled positions from their previous starts. The settled position is usually taken at the second 200m sectional crossing point in the race. This report is automatically generated from the StrideMASTER database using historical data from the horse's previous starts.

Disclaimer.









Tasracing Pty Ltd and Thoroughbred Ratings Pty Ltd accepts no responsibility for the completeness or accuracy of any of the information contained herein, and makes no representations about its suitability for any particular purpose. Users should make their own judgements about those matters and/or seek independent advice. You assume all risks associated with use of the data provided on this page.

Speed Map

October 29, 2014, Race 3, C&G MDN-SW, Distance 1220m, Mowbray - Offset 9m

Compilation date: October 27, 2014, 12:32:27 PM (EST)

StrideMaster predicted tempo is: Even.

Barrier	TAB no.	Horse	Starts	Back	Midfield	Forward
1	1	Antumbra	2			
2	2	Brazen Soldier	5			
3	5	Le Piccole Cose	5			
4	9	Desert Strategy	2			
5	8	Western Front	5			
6	7	Must Confess	4			
7	3	Count Palatine	0			
8	6	Lead Us	1			
9	4	Flying Stevie	5			

StrideMASTER Speed Maps are generated using each horse's settled positions from their previous starts. The settled position is usually taken at the second 200m sectional crossing point in the race. This report is automatically generated from the StrideMASTER database using historical data from the horse's previous starts.

Disclaimer.

Tasracing Pty Ltd and Thoroughbred Ratings Pty Ltd accepts no responsibility for the completeness or accuracy of any of the information contained herein, and makes no representations about its suitability for any particular purpose. Users should make their own judgements about those matters and/or seek independent advice. You assume all risks associated with use of the data provided on this page.

Speed Map

October 29, 2014, Race 4, MDN-SW, Distance 1420m, Mowbray - Offset 9m

Compilation date: October 27, 2014, 12:32:27 PM (EST)

StrideMaster predicted tempo is: Slow.

Barrier	TAB no.	Horse	Starts	Back	Midfield	Forward
1	4	Goodnight Nurse	2			
2	8	Thing One	2			
3	7	So Much Fun	5			
4	6	Sh'bourne Bel	4			
5	3	Frogmoor Louie	5			
6	1	Asarum	5			
7	5	Mercana Magic	5			
8	2	Unparalleled	5			

StrideMASTER Speed Maps are generated using each horse's settled positions from their previous starts. The settled position is usually taken at the second 200m sectional crossing point in the race. This report is automatically generated from the StrideMASTER database using historical data from the horse's previous starts.

Disclaimer.









Tasracing Pty Ltd and Thoroughbred Ratings Pty Ltd accepts no responsibility for the completeness or accuracy of any of the information contained herein, and makes no representations about its suitability for any particular purpose. Users should make their own judgements about those matters and/or seek independent advice. You assume all risks associated with use of the data provided on this page.

Speed Map

October 29, 2014, Race 5, MDN/CL1-SW, Distance 1620m, Mowbray - Offset 9m

Compilation date: October 27, 2014, 12:32:27 PM (EST)

StrideMaster predicted tempo is: Even.

Barrier	TAB no.	Horse	Starts	Back	Midfield	Forward
1	3	Pint of Pain	4			
2	1	Artie Luvstoparty	4			
3	7	Vision Touch	4			
4	6	Spun Sugar	3			
5	4	Chilli Quest	4			
6	5	Great Delight	5			
7	2	Before All	5			
8	8	Let It Be Known	5			

StrideMASTER Speed Maps are generated using each horse's settled positions from their previous starts. The settled position is usually taken at the second 200m sectional crossing point in the race. This report is automatically generated from the StrideMASTER database using historical data from the horse's previous starts.

Disclaimer.







Tasracing Pty Ltd and Thoroughbred Ratings Pty Ltd accepts no responsibility for the completeness or accuracy of any of the information contained herein, and makes no representations about its suitability for any particular purpose. Users should make their own judgements about those matters and/or seek independent advice. You assume all risks associated with use of the data provided on this page.

Speed Map

October 29, 2014, Race 6, OPN Qlty, Distance 1120m, Mowbray - Offset 9m

Compilation date: October 27, 2014, 12:32:27 PM (EST)

StrideMaster predicted tempo is: Slow.

Barrier	TAB no.	Horse	Starts	Back	Midfield	Forward
1	6	Classic Outlaw	4			
2	3	Sh'bourne Spirit	5			
3	1	Geeges Blackflash	5			
4	5	Private Currency	5			
5	4	Streetwise Savoie	4			
6	2	Inner Warrior	5			

StrideMASTER Speed Maps are generated using each horse's settled positions from their previous starts. The settled position is usually taken at the second 200m sectional crossing point in the race. This report is automatically generated from the StrideMASTER database using historical data from the horse's previous starts.

Disclaimer.








Tasracing Pty Ltd and Thoroughbred Ratings Pty Ltd accepts no responsibility for the completeness or accuracy of any of the information contained herein, and makes no representations about its suitability for any particular purpose. Users should make their own judgements about those matters and/or seek independent advice. You assume all risks associated with use of the data provided on this page.

Speed Map

October 29, 2014, Race 7, BM72, Distance 1420m, Mowbray - Offset 9m

Compilation date: October 27, 2014, 12:32:27 PM (EST)

StrideMaster predicted tempo is: Even.

Barrier	TAB no.	Horse	Starts	Back	Midfield	Forward
1	2	Gea Force	5			
2	3	O'reillys Geegee	5			
3	5	Geegees Velvet	5			
4	1	Barysh Quest	5			
5	7	Saturn Shimmy	5			
6	4	Yuppony	4			
7	6	Gocarma	5			

StrideMASTER Speed Maps are generated using each horse's settled positions from their previous starts. The settled position is usually taken at the second 200m sectional crossing point in the race. This report is automatically generated from the StrideMASTER database using historical data from the horse's previous starts.

Disclaimer.











Tasracing Pty Ltd and Thoroughbred Ratings Pty Ltd accepts no responsibility for the completeness or accuracy of any of the information contained herein, and makes no representations about its suitability for any particular purpose. Users should make their own judgements about those matters and/or seek independent advice. You assume all risks associated with use of the data provided on this page.

Speed Map

October 29, 2014, Race 8, BM62, Distance 2150m, Mowbray - Offset 9m

Compilation date: October 27, 2014, 12:32:28 PM (EST)

StrideMaster predicted tempo is: Even.

Barrier	TAB no.	Horse	Starts	Back	Midfield	Forward
1	6	Topiary	5			
2	8	All I Got	5			
3	7	Gee Gee Miss Bee	5			
4	9	One At a Time	5			
5	5	Prom King	4			
6	1	Gee Gee Black Fury	5			
7	2	Holy Cat	5			
8	3	Braver	4			
9	10	Cielo Duro	4			
10	4	Gee Gees Snowhill	5			

StrideMASTER Speed Maps are generated using each horse's settled positions from their previous starts. The settled position is usually taken at the second 200m sectional crossing point in the race. This report is automatically generated from the StrideMASTER database using historical data from the horse's previous starts.

Disclaimer.

Tasracing Pty Ltd and Thoroughbred Ratings Pty Ltd accepts no responsibility for the completeness or accuracy of any of the information contained herein, and makes no representations about its suitability for any particular purpose. Users should make their own judgements about those matters and/or seek independent advice. You assume all risks associated with use of the data provided on this page.